

HOW TO STUN CATTLE (PENETRATIVE CAPTIVE BOLT)

Stunning is vital to make cattle unconscious before slaughtering them. They can then be **slaughtered painlessly**. It is important that you restrain the cattle well before stunning them. These tips can help you efficiently stun cattle.

Only workers holding a certificate of competence are allowed to stun cattle.

ABOUT CATTLE


- ✦ Cattle are herd animals and like to stay in groups
- ✦ If separated, they get anxious and possibly dangerous
- ✦ **Like:** well-lit areas
- ✦ **Dislike:** shining or extremely bright light, shadows, obstacles, sharp bends, sudden movements/noise, slippery floors
- ✦ Each cow or bull can behave in a different way

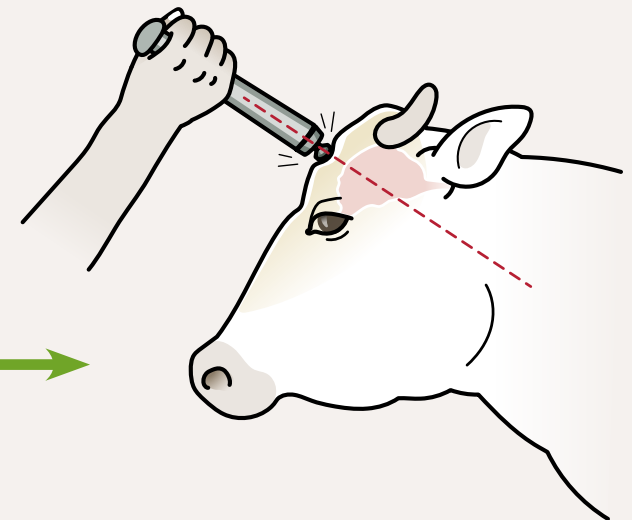
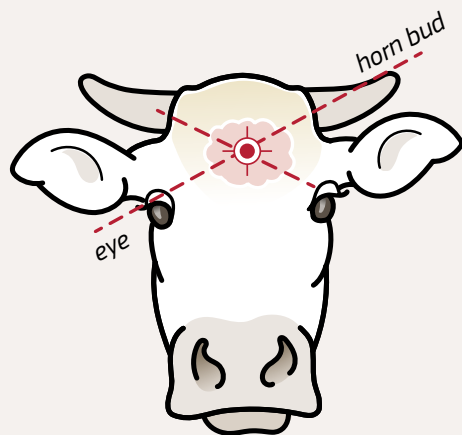

BEFORE STUNNING

- ✦ Choose a captive bolt gun that's **right for the type of cow or bull** you're going to stun
- ✦ Follow the gun maker's instructions to get the settings right
- ✦ Take **good** care of your gun
- ✦ If you use a gun with cartridges, keep them dry and have spares ready
- ✦ Have back-up stunning equipment at hand

POSITION THE GUN

When the cow or bull arrives in the restraining pen, it might be agitated. **Let it calm down** to allow you to shoot more precisely and move your gun slowly.

- ✦ **Target point:** imagine where 2 lines from the middle of each horn/bud to the top of the opposite eye would cross
- ✦ **Aim along the spine** 
- ✦ **For bulls or water buffalo,** aim 1cm to the left or right of the middle of the head

If you use cartridges, switch between two guns to prevent overheating. The second gun isn't a back-up stunning method – you'll still need a back-up.

DURING STUNNING

RECOMMENDED PARAMETERS FOR STUNNING CATTLE

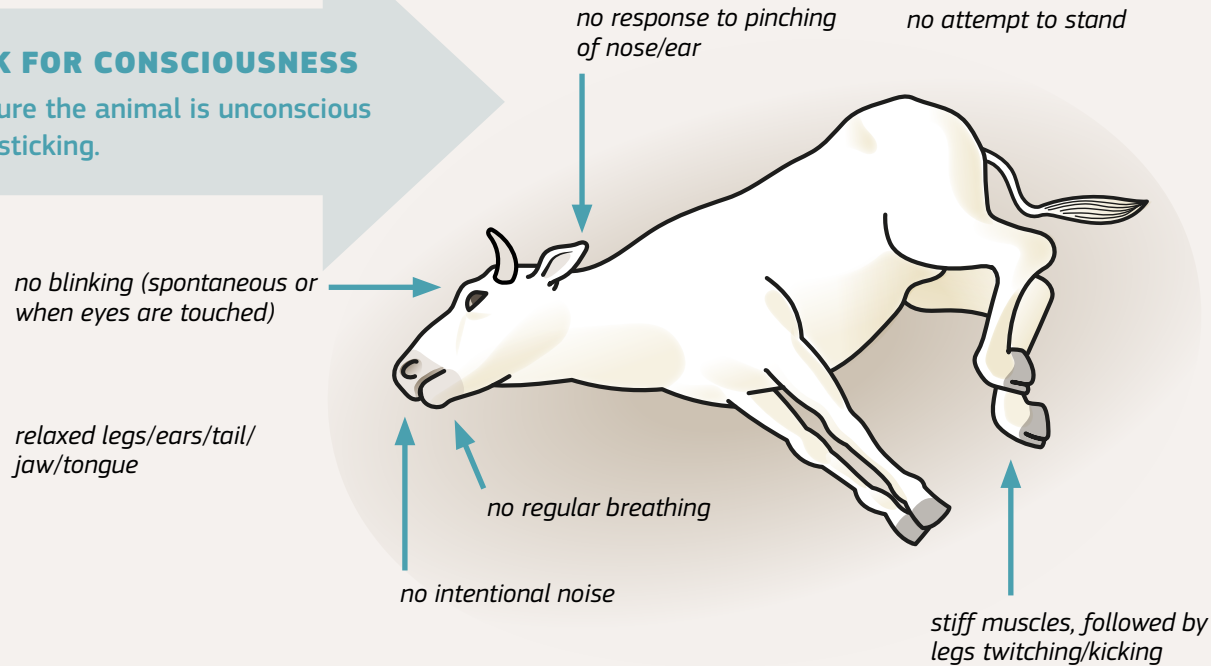
Category	Charge (grains)	Calibre	Bolt diameter (mm)	Bolt length (cm)	Speed (m/s)
Calf	1.25-2.5	.22	7	8	≥50
Adult	3-4	.22, .25, .33	9	12-15	≥50
Bull	4-6	.25, .33	9	15	≥50

CHECK THE EQUIPMENT

- Check that the gun doesn't overheat
- Check that the bolt retracts all the way back into the gun after firing
- Replace worn washers

CHECK FOR CONSCIOUSNESS

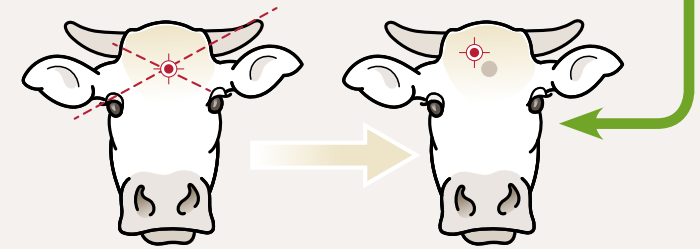
Make sure the animal is unconscious before sticking.



AFTER STUNNING

IF THE COW OR BULL IS STILL CONSCIOUS

- Don't bleed it
- Stun it again in another position and with another device:
 - If the first shot was in the wrong place, re-shoot in the correct position
 - If it was in the correct position, shoot 10mm higher and 5mm off centre, aiming at the brain
- See what went wrong
- Correct any problems before resuming stunning



SLAUGHTER THE CATTLE

- Bleed the cattle within 60 seconds of stunning

CONFIRM THE DEATH

Check for:

- No spontaneous movement
- No response to pinching of nose/ear
- No blinking when eyes are touched
- No noise
- Limp body
- Eyes rolled upwards
- No breathing – cattle may gasp just before death
- Eyes rolled upwards
- Dilated pupils
- Bleeding stopped
- No heartbeat