



**MINISTRY OF AGRICULTURE
AND FOOD**



BULGARIAN FOOD SAFETY AGENCY

**Interim REPORT ON IMPROVING THE QUALITY
OF RAW MILK
IN BULGARIA**

2013 - 2014 - 2015

**SCPAFF
Brussels
September 19th 2014**

Enforcing the Commission Implementing Decision
2013/686/EU as regards the development of processing EU non-
compliant raw milk in Bulgaria

Measures taken in accordance with Article 4a(1) and progress
made since 2013 as regards

- (a) the system for collecting, transportation and processing
of EU non-compliant milk;
- (b) dairy farms producing EU non-compliant milk.



Collection, transport and processing of EU non-compliant milk

Commission Decision 2009/861/EC foresees that:

▣ milk processing establishments listed in Annex I to the Decision may continue to process, until 31 December 2015, compliant and non-compliant milk provided that the processing of the compliant and the non-compliant milk is carried out on separate production lines (dual line system).

5 listed establishments will continue the production.

▣ milk processing establishments listed in Annex II to the Decision may continue to process, until 31 December 2015, non-compliant milk without separate production lines.


Out of the 84 listed establishments 82 will continue the production

▣ Dairy products derived from non-compliant milk shall only:

(a) be placed on the domestic market in Bulgaria; or

(b) be used for further processing in the milk processing establishments listed above.

As before such dairy products will be marked with identification mark, different from the identification mark provided for in Article 5 of Regulation (EC) No 853/2004.

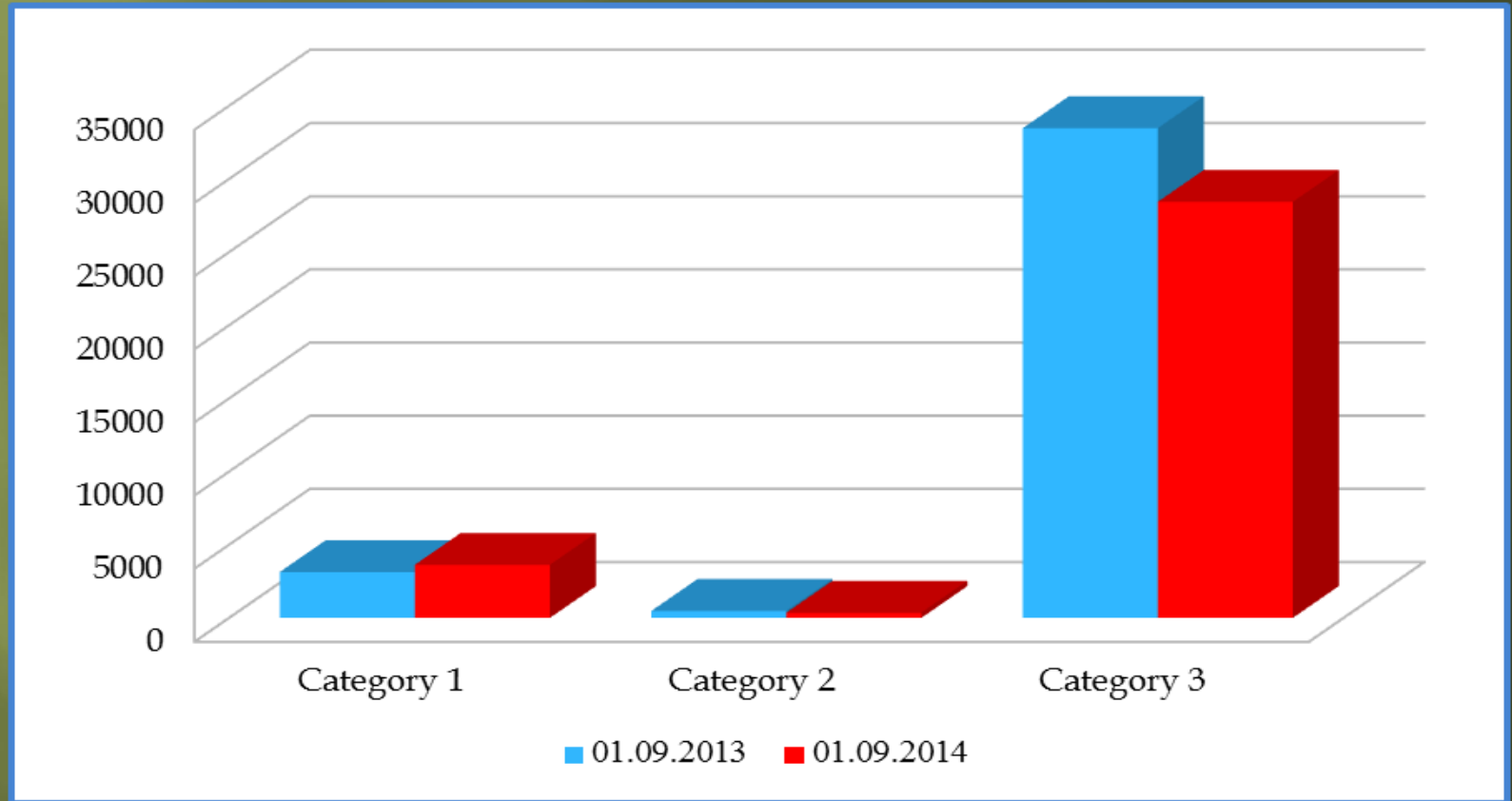


Results of dairy farm review 2013-2014

Category of Farm	Number of Farms on 01.09.2013	Number of Farms on 01.09.2014	Difference 2013/2014
1st	3 136	3 629	+ 499
2nd	469	355	- 114
3rd	33 465	28 433*	- 5032

* Subject to ongoing review of categorization process

Changes in the Categories of farms 2013-2014 *



Number of category 1 farms increased by 8 %

Number of category 2 farms decreased by 25 %

Number of category 3 farms decreased by about 15 %

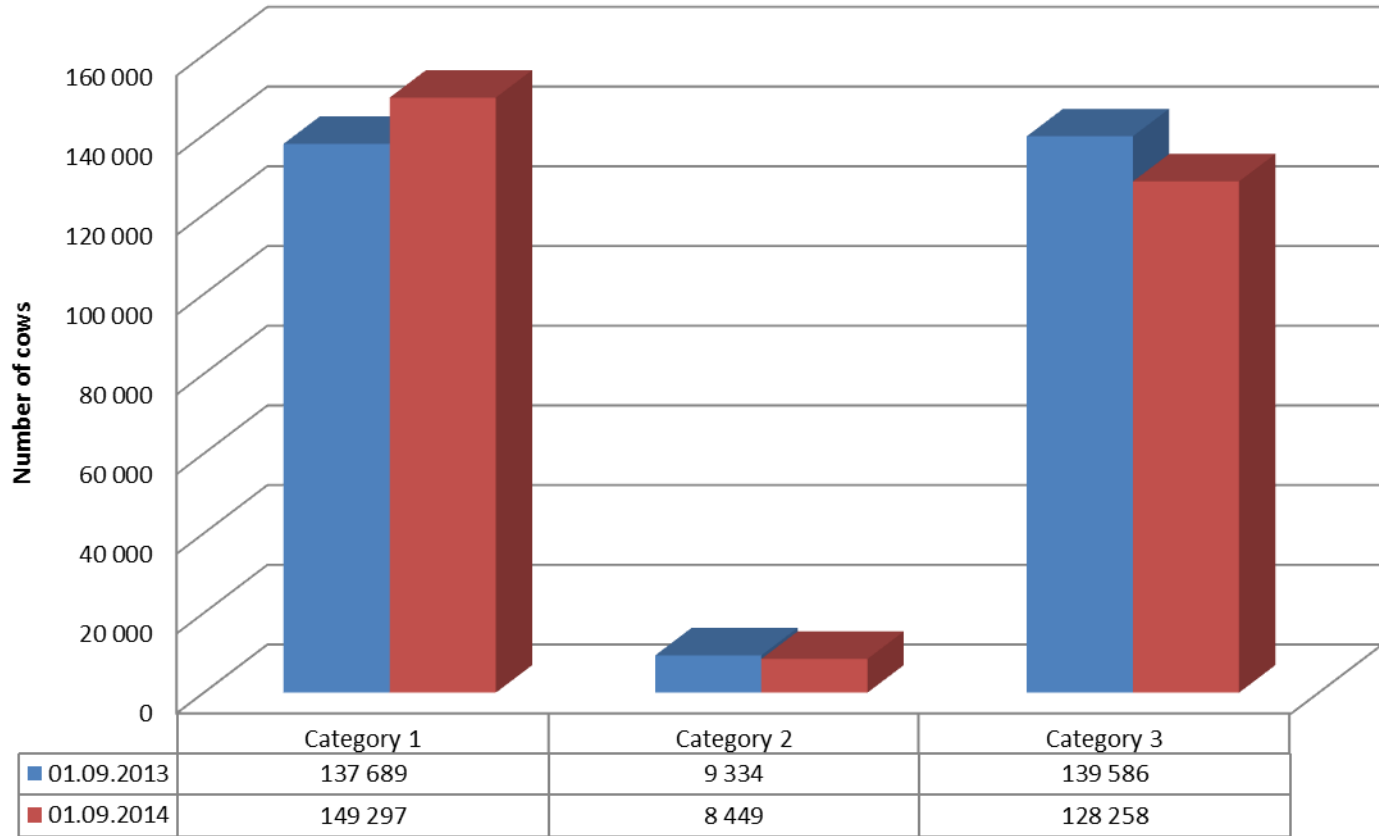
*** Subject to ongoing review of categorization process**

Development of number of dairy cows in farms per category

Category of Farm	Number of dairy cows on 01.09.2013	Number of dairy cows on 01.09.2014	Difference 2013/2014
1st	137 689	149 297	+ 11 608
2nd	9 334	8 449	- 885
3rd	139 586	128 258 *	- 11 328

* Subject to ongoing review of categorization process

Number of dairy cows in farms by categories *



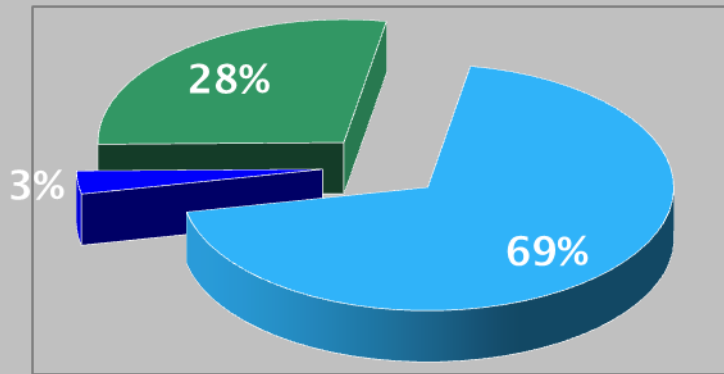
*** Subject to ongoing review of categorization process**

Distribution of yield milk by group of farms

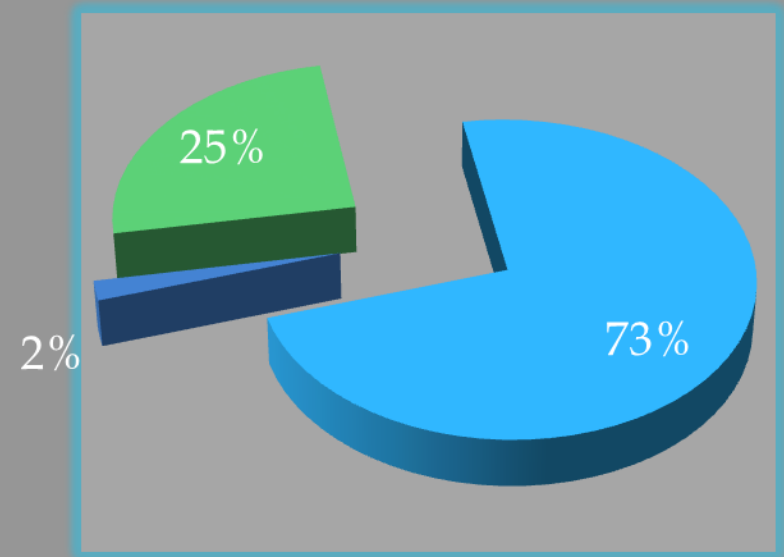


09.2013

09.2014



■ First group ■ Second group
■ Third group



■ First group ■ Second group
■ Third group

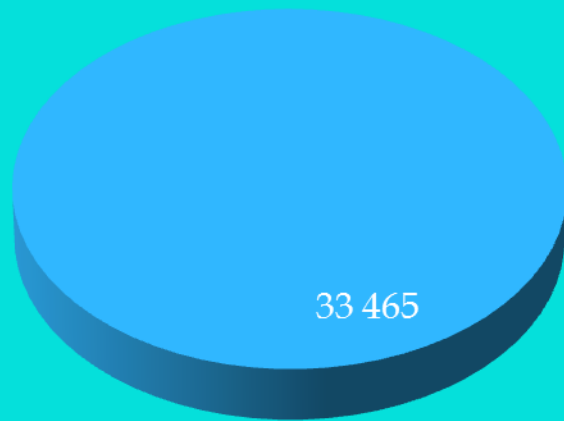
Increasing of compliant milk - 4% (Estimates subject to ongoing review of categorization of farms)

Prognosis analysis – farms with non-compliant milk December 2014

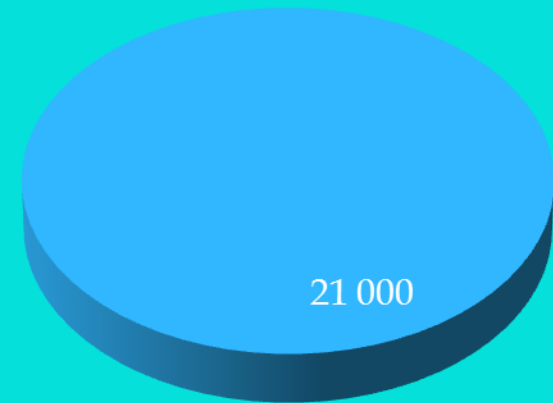


01.09.2013

30.11.2014



■ farms with non-compliant milk



■ farms with non-compliant milk

Reducing of farms with non-compliant milk by 36,7% (Estimates subject to ongoing review of categorization of farms)

Activities for achieving the compliance with requirements of Regulation (EC) N 853/2004

- Ongoing assessment of the categorization process of farms;
- Checks for the implementation phase of given prescriptions;
- Checks of prescriptions given to the farms with up to 2 cows;
- Restriction of market access for non-compliant milk

Planned activities during the period 2014-2015

- **Ongoing assessment of the categorization process of farms;**
- **Information campaign of MAF for applying support measures for the dairy sector foreseen in the 2014-2020 Rural Development Program.**



**Thank you
for your attention !**

