



Classical Swine Fever

Control and Eradication Programme in Bulgaria in 2014

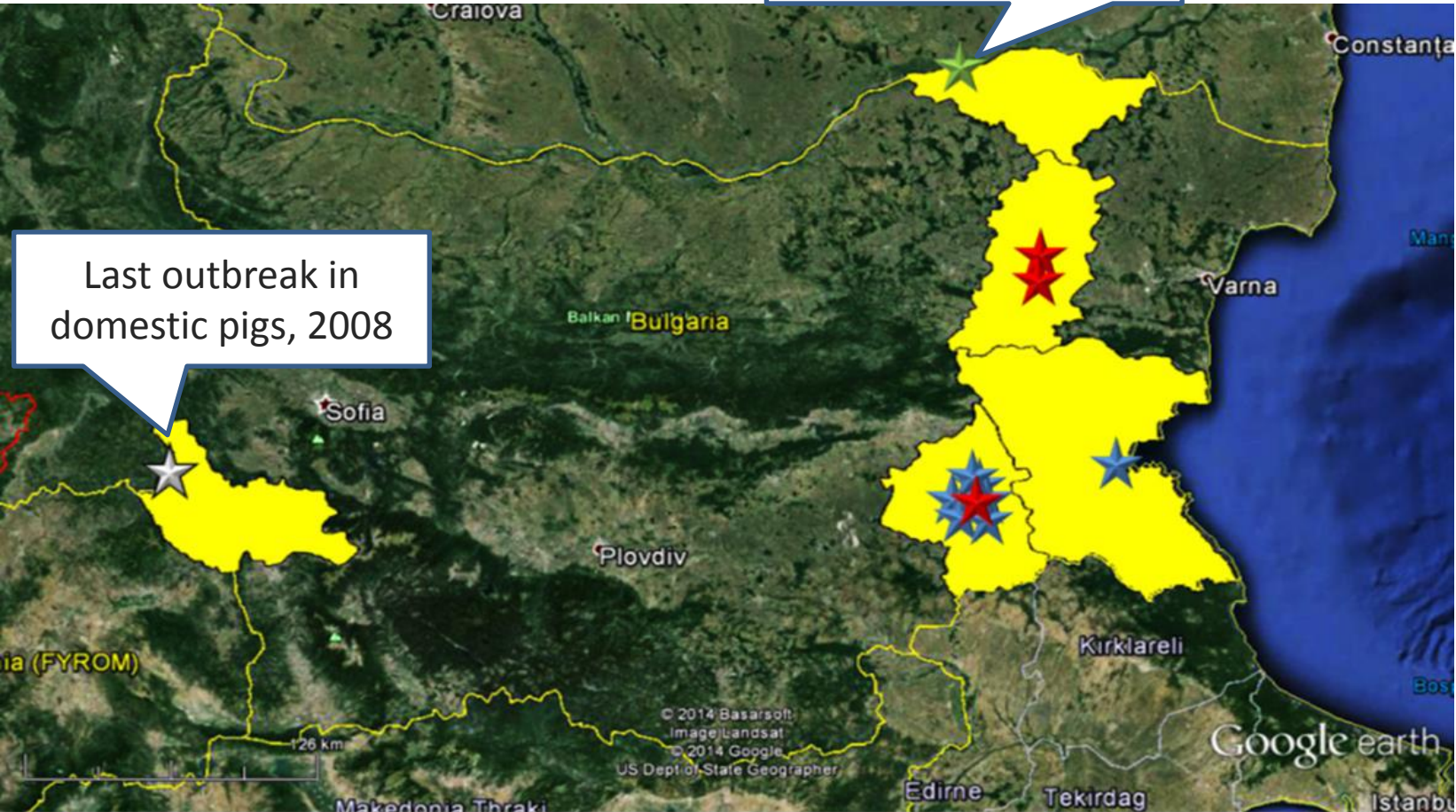






SC PAFF,
07-08 Oct 2015



Last outbreak in wild boar, 2009

Last outbreak in domestic pigs, 2008



-  CSF outbreak in domestic pigs in 2006
-  CSF outbreak in domestic pigs in 2007
-  CSF outbreak in domestic pigs in 2008
-  CSF outbreak in wild boar in 2009



year	category	Herds, n	Pigs, n	Serological tests	Virological tests	Clinical examinations
2009	Industrial	61	444341	11959	167	5775
	Type A	89	24640	3222	37	2145
	Type B	1728	41297	17596	202	13118
	Backyards	58673	106928	649	5	74244
	EBP	98	10104	4570	4	878
	Total	60649	627310	37996	415	96160
2010	Industrial	59	432952	6126	118	5377
	Type A	104	26413	3181	151	2089
	Type B	1680	38287	7889	10	10935
	Backyards	48115	77152	69	0	57421
	EBP	87	9195	3660	608	846
	Total	50045	583999	20925	887	76668
2011	Industrial	55	431310	2444	0	5740
	Type A	112	33761	1666	10	2254
	Type B	1117	24859	5946	0	6246
	Backyards	42355	73829	9	0	57879
	EBP	91	9563	3718	68	777
	Total	43730	573322	13783	78	72896
2012	Industrial	53	398314	2437	60	6853
	Type A	117	38625	3712	38	1848
	Type B	1124	18355	6837	60	5342
	Backyards	39325	68983	1	1	59184
	EBP	82	7675	3270	0	670
	Total	40701	531952	16257	159	73897
2013	Industrial	52	424139	2376	0	7703
	Type A	118	37518	2917	0	1253
	Type B	810	8468	3405	0	2395
	Backyards	25856	41843	1	58	12463
	EBP	68	5773	2655	0	322
	Total	26904	517741	11354	58	24136

CSF control strategy in domestic pigs

Categorization of farms based on bio-security level

- **Industrial farms**
- **Family farms type A** (bio-security in place)
- **Family farms type B** (poor bio-security)
- **Backyards** (poor bio-security)
- **East-Balkan pigs** (under special control program of veterinary service)

Active surveillance

- **Clinical surveillance** to detect clinical cases of CSF as early as possible and submission of check lists data into the national database;
- **Serological and virological surveillance**

Passive surveillance



Surveillance in domestic pigs in 2014

At herd level- active surveillance (clinical examinations and check lists)

Region	Total number of herds	Total number of herds under the programme	Number of herds checked	Number of positive herds	Number of new positive herds	Number of herds depopulated	% positive herds depopulated	Indicators		
								% herd coverage	% positive herds - prevalence	% new positive herds - incidence
BG	28 143	28 143	8 311	0	0	0	0	29,53	0	0

At individual level – serological testing

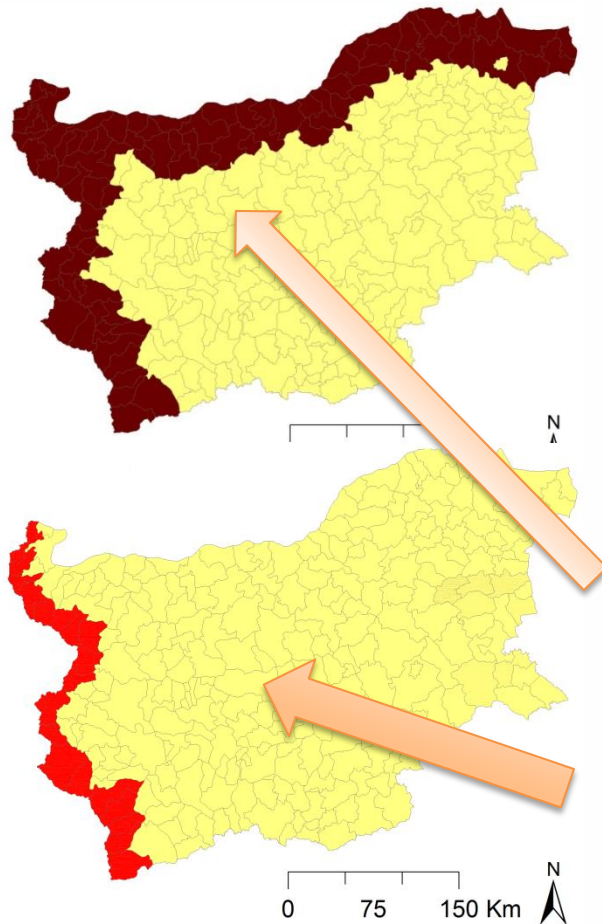
Region	Total number of herds	Number of animals	Number of animals tested	Number of animals tested individually	Number of positive animals	Slaughtering		Indicators	
						Number of animals with positive results slaughtered	Total number of animals slaughtered	% coverage at animal level	% positive animals - prevalence
BG	28 143	526 426	7 227	7 227	0	0	0	1,37	0



CSF control strategy in wild boar

Oral vaccination of wild boar

- ❖ **2005 – 2008** – Two vaccination campaigns with 2 bites distributions in 14 days for each per year. Only the last vaccination campaign in 2008 was carried out within 40 km zone along the west and north borders of the country
- ❖ **2009 – 2012** - Three vaccination campaigns with 2 bites distributions in 14 days within **40 km zone along the west and north borders** of the country
- ❖ **2013 – 2014** - Three vaccination campaigns with 2 bites distributions in 14 days within the **municipalities along the west and north borders** of the country
- ❖ **2015** - Three vaccination campaigns with 2 bites distributions in 14 days within the **municipalities along the west borders** of the country



Surveillance for CSF in wild boar

Testing of organ and blood samples from shot/found dead wild boar for presence of CSF field virus and antibodies induced by vaccination.



Surveillance in wild boar in 2014

Animals tested serologically

Region	Approximate number of herds	Estimated number of animals to be tested under the programme	Number of animals tested*	Number of animals tested individually	Number of positive animals	Slaughtering		Indicators	
						Number of animals with positive results	Total number of animals slaughtered	% coverage at animal level	% positive animals - prevalence
BG	5 325	6 178	3 829	3 829	375**	0	0	61,98	9,79

**animals found sero-positive due to vaccination in vaccination areas

Animals tested by PCR

Region	Approximate number of herds	Estimated number of animals to be tested under the programme	Number of animals tested*	Number of animals tested individually	Number of positive animals	Slaughtering		Indicators	
						Number of animals with positive results	Total number of animals slaughtered	% coverage at animal level	% positive animals - prevalence
BG	5 325	6 178	6 506	6 506	0	0	0	105,31	0



Thank you!

Bulgarian Food Safety Agency, Animal Health & Welfare Directorate
<http://babh.government.bg/>; e-mail: t_alexandrov@bfsa.bg; ☎ 00359 2 915 98 42