

HOW TO STUN SHEEP

Stunning is vital to make sheep unconscious before slaughtering. They can then be **slaughtered painlessly**. The tips below cover best practices used in small slaughterhouses and will help you stun sheep efficiently. **Only workers holding a certificate of competence are allowed to stun sheep.**

ABOUT SHEEP

- ✦ **Sheep can get anxious when separated**, which can make them behave unpredictably (e.g. running, jumping, knocking over their handlers)
- ✦ They tend to move from dimly lit to brighter areas
- ✦ **Like:** staying in groups
- ✦ **Dislike:** shining or extremely bright lights, reflections, shadows, obstacles, noise, sudden movements
- ✦ Each sheep can act in a different way

STUNNING OF SHEEP WITH HAND PLIERS



BEFORE STUNNING

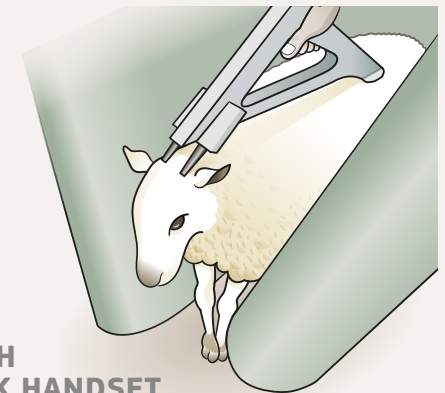
PREPARE THE SHEEP AND EQUIPMENT

- ✦ Check that the sheep's **wool is dry**
- ✦ Make sure that the **electrode pins are wet**
- ✦ Check the tongs you are using are the right size and not corroded
- ✦ Wear rubber **gloves and boots**

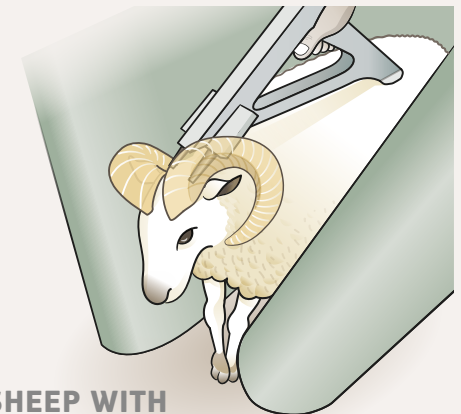
PLACE THE HAND PLIERS WITH ELECTRODES

- ✦ Between the **outer corners of the sheep's eyes** and the **base of their ears**
- ✦ **Alternative:** Using a head-to-back handset, place the handset between the sheep's ears with the electrodes on the top of their head.

STUNNING OF SHEEP WITH HEAD-TO-BACK HANDSET



STUNNING OF HORNED SHEEP WITH HEAD-TO-BACK HANDSET



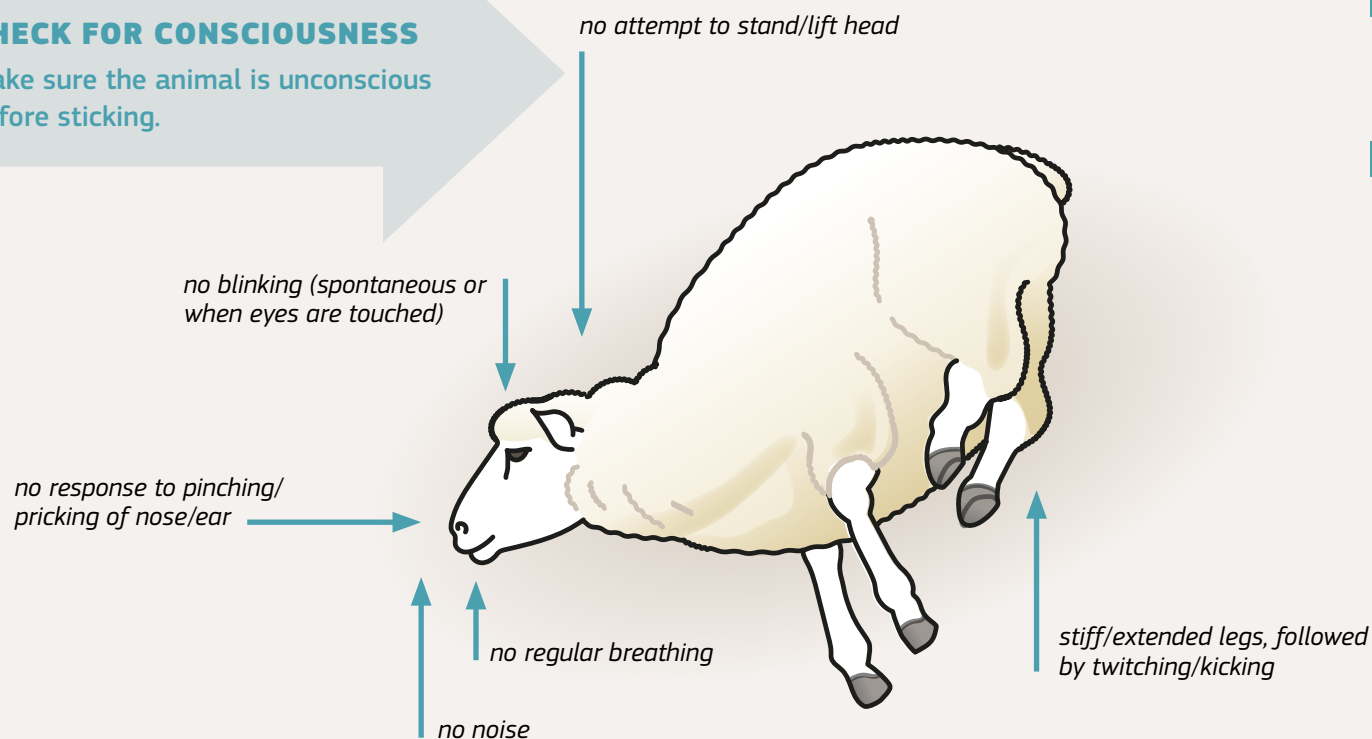
DURING STUNNING

RECOMMENDED PARAMETERS FOR HEAD-ONLY ELECTRICAL STUNNING

Minimum voltage (volts – V)	Minimum current (amperes – A)	Frequency (hertz – Hz)	Minimum duration (seconds)
>150	1.0-1.3	50	>2

CHECK FOR CONSCIOUSNESS

Make sure the animal is unconscious before sticking.



AFTER STUNNING

IF THE SHEEP IS STILL CONSCIOUS

- ✦ Don't stick it
- ✦ **Stun again with the back-up method** (e.g. penetrative captive bolt)
- ✦ Identify what went wrong
- ✦ Correct any problems before resuming stunning

QUICKLY SLAUGHTER THE SHEEP

- ✦ Bleed the sheep within 8 seconds of stunning

CONFIRM THE DEATH

Check for:

- ✦ No spontaneous movements
- ✦ Limp/permanently collapsed body
- ✦ No response to pinching/pricking of nose/ear
- ✦ No noise/panting
- ✦ No regular breathing
- ✦ Dilated pupils
- ✦ Bleeding stopped
- ✦ No heartbeat/pulse

