



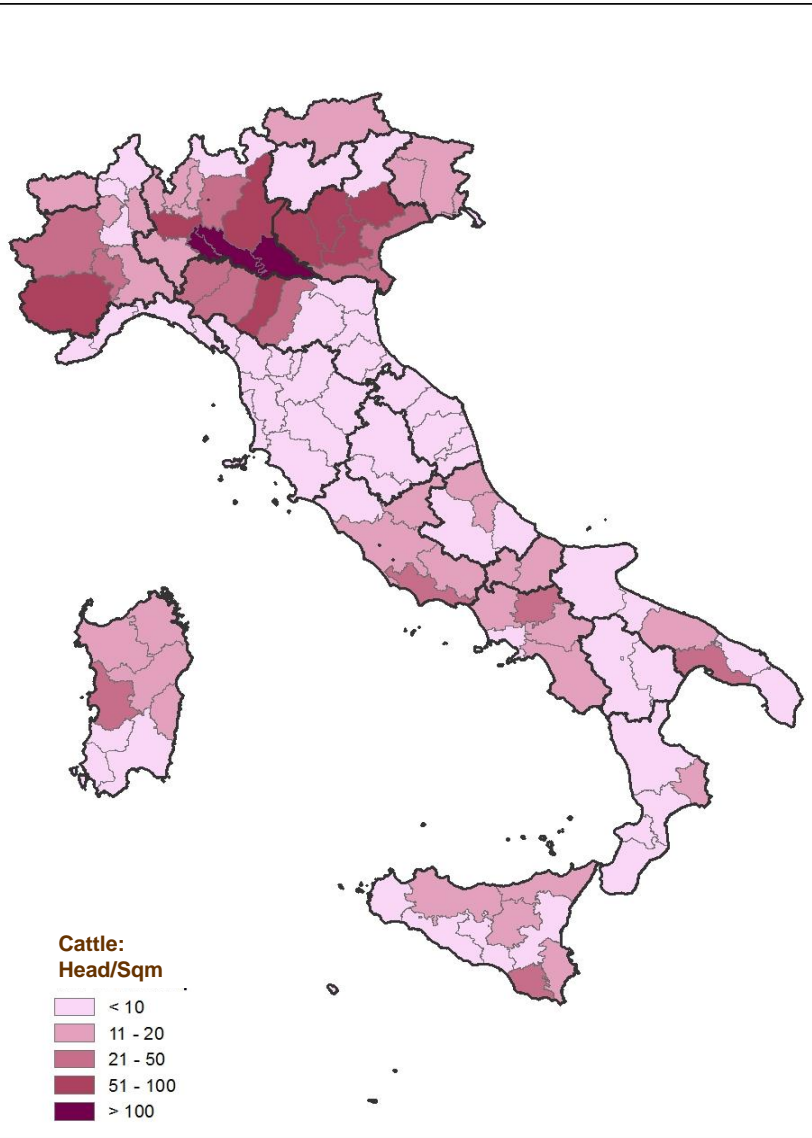
Ministero della Salute

Direzione generale della sanità animale e dei farmaci veterinari

Italy information on the results of the implementation of the bovine brucellosis and ovine and caprine brucellosis eradication programmes in 2017

SCoPAFF 13 June 2017

B O V I N E – herds/animals distribution

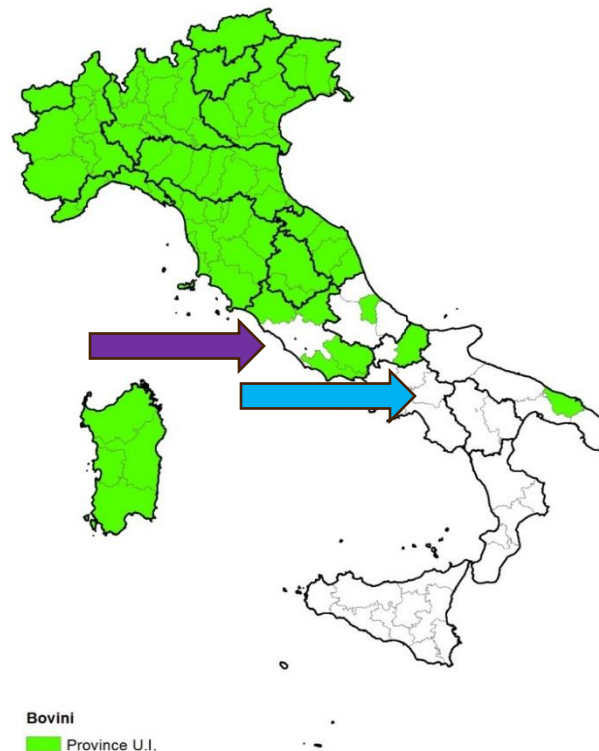


YEAR	NR. OF HERDS COUNTRYWIDE	NR. OF HERDS IN NON-OBF TERRITORIES	
		Total	To be Tested
2013	101.527	41.931	34.410
2014	99.670	40.981	32.778
2015	96.389	40.025	32.400
2016	94.977	39.835	32.188
2017	90959	38699	31087

YEAR	NR. OF ANIMALS COUNTRYWIDE	NR. OF ANIMALS IN NON-OBF TERRITORIES	
		Total	To be Tested
2013	4.060.153	1.073.874	771.241
2014	3.786.758	1.080.660	754.958
2015	3.807.610	1.120.279	783.449
2016	4.145.535	1.114.434	788.925
2017	3.237.828	1.130.770	769.997

BOVINE - Territories OBF and NOBF

Italian Regions	Italian BB-OBF Territories
Emilia-Romagna	whole Region
Lombardia	whole Region
Marche	whole Region
Sardegna	whole Region
Toscana	whole Region
Trentino Alto Adige	whole Region
Umbria	whole Region
Piemonte	whole Region
Friuli Venezia Giulia	whole Region
Liguria	Whole Region (Imperia-Savona)*
Veneto	whole Region
Lazio	Frosinone, Latina, Rieti, Viterbo, ROME is waiting for approbation by the DGSANTE
Campania	Avellino: has reached the requirements for the request for OBF.
Abruzzo	Pescara
Molise	Campobasso
Puglia	Brindisi
Valle d'Aosta	whole Region
TOTAL	More than 13 Region and 7 Provinces or 74 Provinces

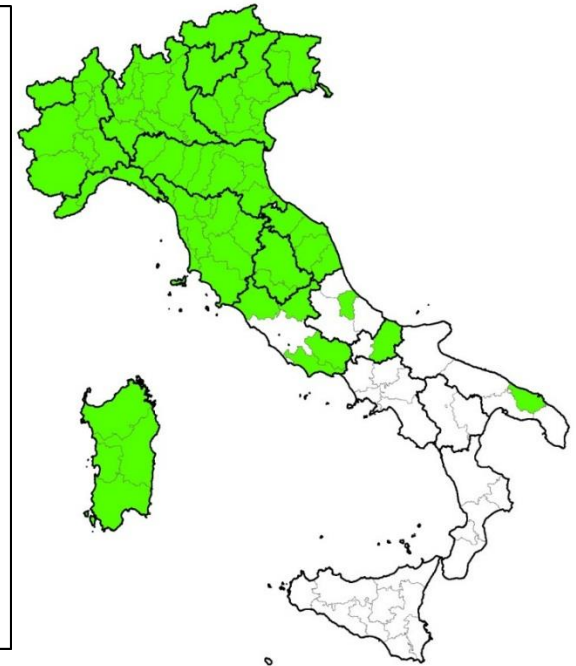
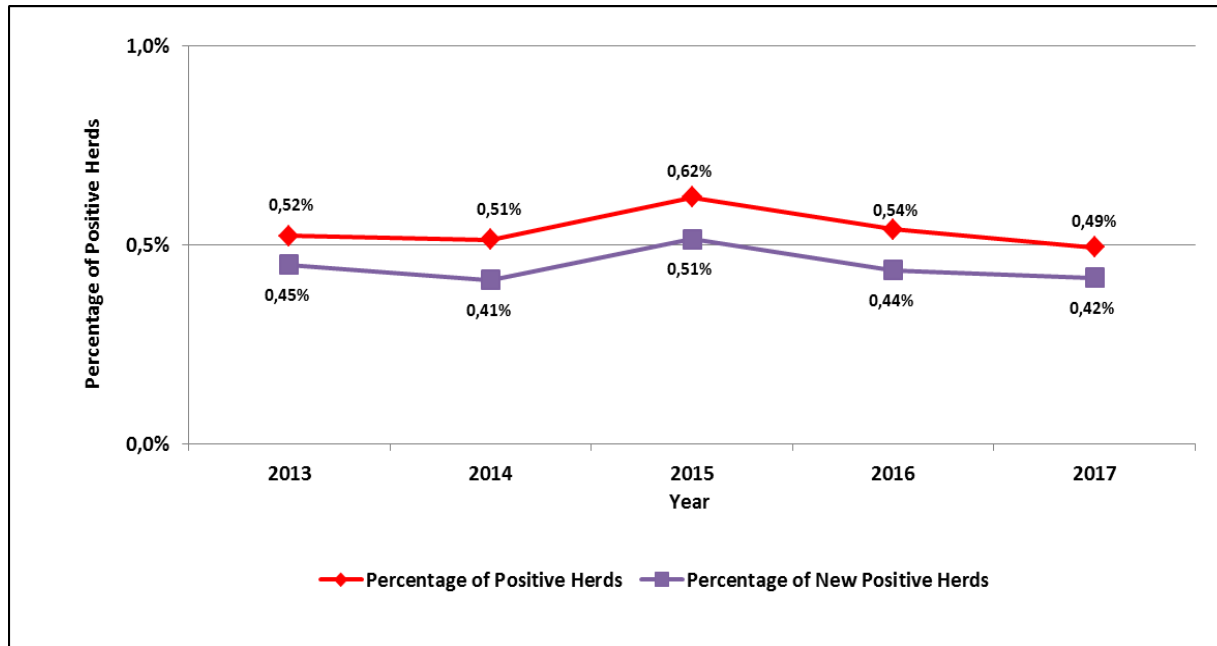


***Commission Decision
2014/91/EU**

B O V I N E - Territories NOBF

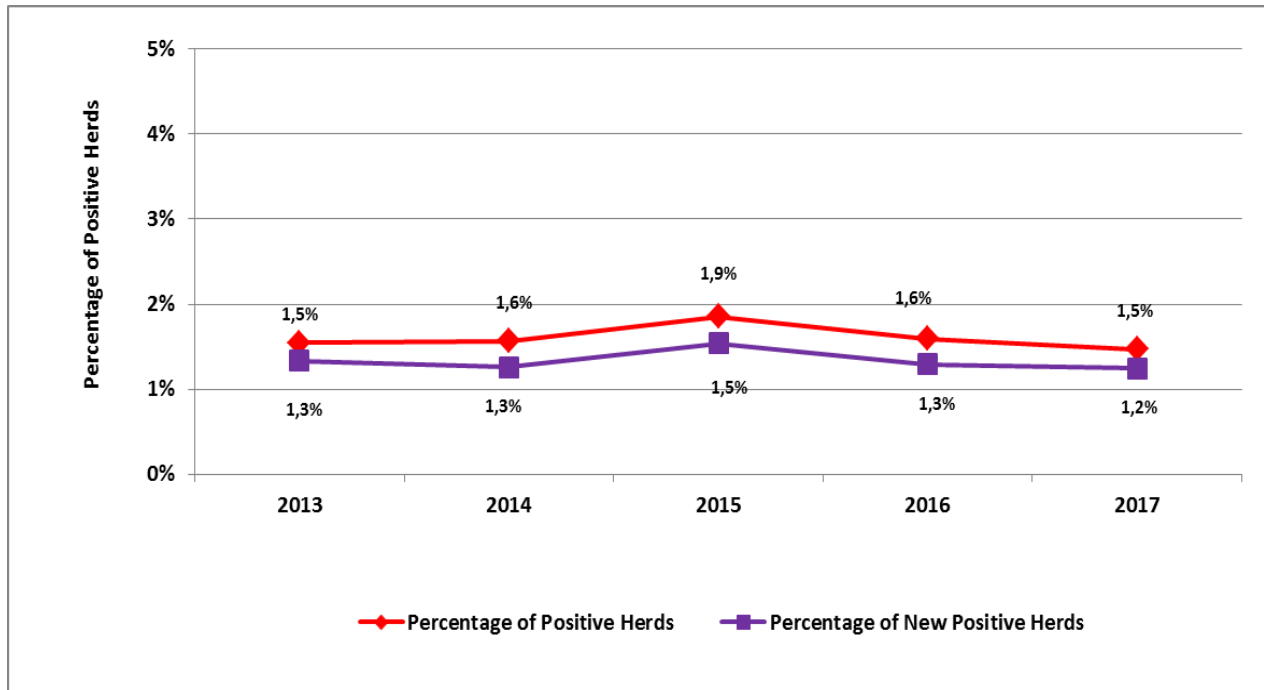
REGIONS	Number of herds under the program	Number of herds controlled	Number fo positive herds	Indicators		
				% of herds controlled	% of positvie herds (prevalence)	% of new positive herds (incidence)
ABRUZZO	2077	2076	11	99,95 %	0,53 %	0,53 %
BASILICATA	2403	2401	13	99,92 %	0,54 %	0,46 %
CALABRIA	5674	5663	43	99,81 %	0,76 %	0,71 %
CAMPANIA	6778	6778	58	100,00 %	0,86 %	0,63 %
LAZIO	706	706	0	100,00 %	0,00 %	0,00 %
MOLISE	498	498	1	100,00 %	0,20 %	0,00 %
PUGLIA	3483	3483	55	100,00 %	1,58 %	1,21 %
SICILIA	9486	9483	276	99,97 %	2,91 %	2,52 %
Total	31105	31088	457	99,95 %	1,47 %	1,24 %

B O V I N E – Countrywide evolution in the past years..



Bovini
■ Province U.I.

BOVINE – Territories NOBF evolution in the past years..



Bovini
 Province U.I.

BOVINE – Difficulties registered..

The higher prevalence in the NOBF territories in the peninsula of Italy is reported in 2 “hot spot” located in 2 Regions:

Puglia – Gargano, 41529 Bovines;
- Caserta, 172337 Buffaloes;

And a problem Region:
Sicily



TARGET WORKING DOCUMENT

SANTE/2017/10186- years 2015-2017

The target fixed in the WORKING DOCUMENT SANCO/10181/2014 Rev6 Guidelines for the Union co-funded programmes of eradication, control and surveillance of animal diseases and zoonoses for the years 2015-2017, for bovine-buffalo brucellosis in the entire nation was: **reduction of 30% 1,66 = 1,16.**

The prevalence registered in ITALY in the territories NOBF in 2017: **1,47%.**

The prevalence recorded for the disease in Italy in 2017 calculated on all the herds under control, **has been 0,50%.**

Target of Italy for the bovine brucellosis 2018 = **0,47%.**

expected targets in the coming years, and eradication date currently foreseen

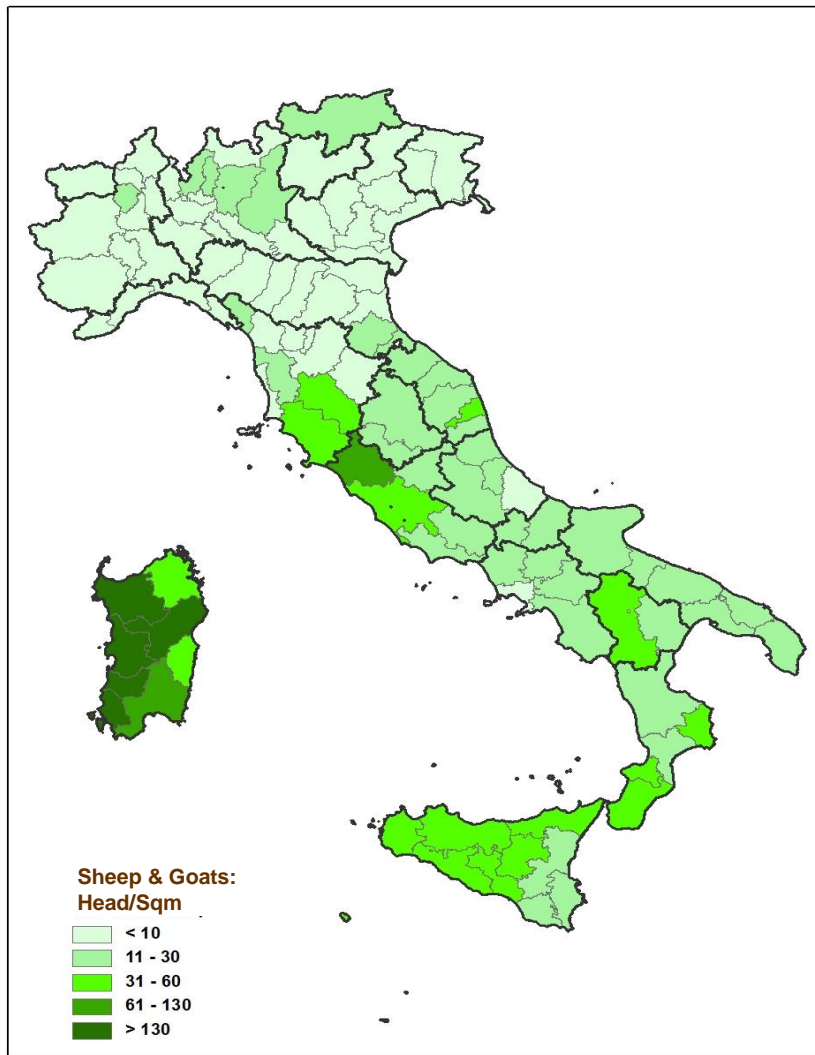
Considering the prevalence registered in the Italian peninsula, excluding the performance of the Sicily = **0,28%**.

the requirement for the declaration of the status of OBF could be achieved in two different steps:

First step: achievement of the requirement for the declaration of the status of OBF in the Italian Peninsula in 2020;

Second step: achievement of the requirement for the declaration of the status of OBF in Sicily Region: date - to be identified.

SHEEP & GOATS- floks/animals distribution



YEAR	NR. OF FLOCKS COUNTRYWIDE	NR. OF FLOCKS IN NON-OBF TERRITORIES	
	Total	Total	To be Tested
2013	147,022	43,426	39,912
2014	147,632	39,145	38,184
2015	147,405	39,381	38,505
2016	113,066	39,089	37,055
2017	104,172	37,938	36,506

YEAR	NR. OF ANIMALS COUNTRYWIDE	NR. OF ANIMALS IN NON-OBF TERRITORIES	
	Total	Total	To be Tested
2013	8,315,292	2,829,928	2,395,031
2014	8,231,064	2,705,630	2,328,489
2015	8,165,317	2,664,514	2,292,190
2016	7,439,530	2,285,456	2,257,998
2017	7,344,374	2,299,881	2,171,689

SHEEP & GOAT- Territories OBF and NOBF

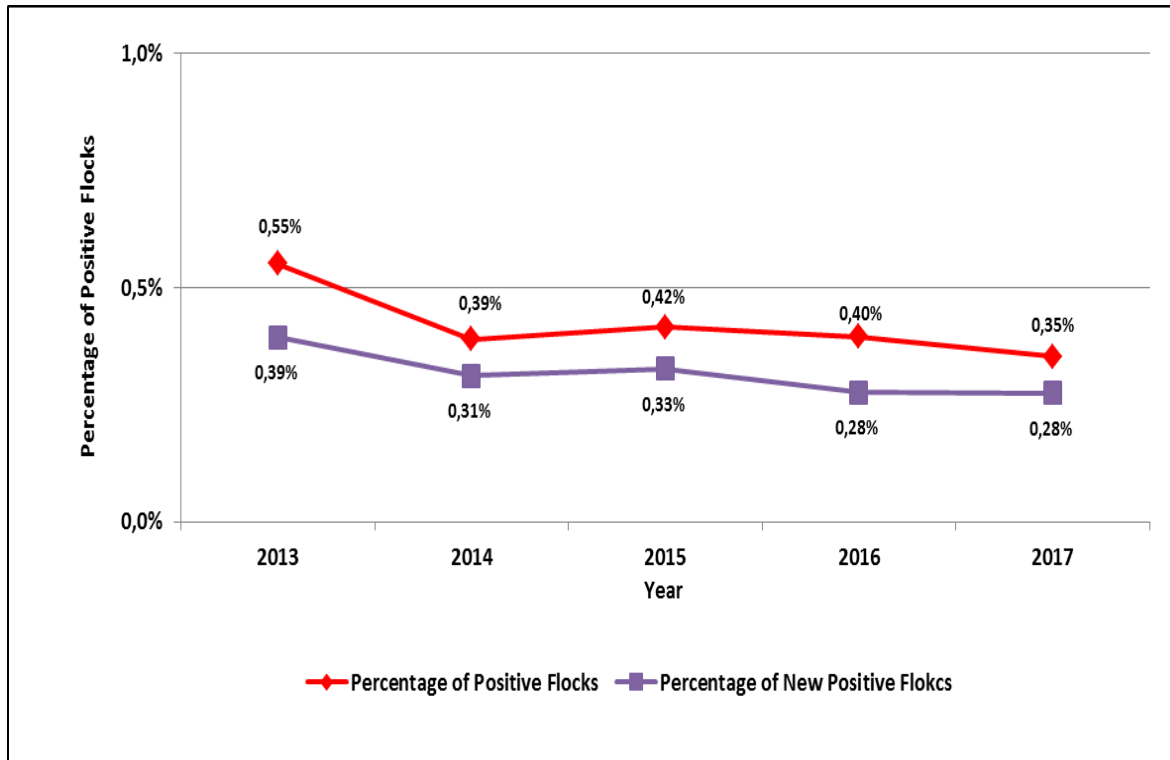
Italian Regions	Italian S&GB-OBF Territories
Lombardia	whole Region
Marche	whole Region
Sardegna	whole Region
Toscana	whole Region
Trentino Alto Adige	whole Region
Umbria	whole Region
Piemonte	whole Region
Friuli Venezia Giulia	whole Region
Liguria	Whole Region
Veneto	whole Region
Lazio	Latina, Rieti, Roma, Viterbo
Campania	Benevento: has reached the requirements for the request for OBF.
Abruzzo	Pescara
Molise	whole Region
Puglia	Brindisi*
Emilia Romagna	whole Region
Valle d'Aosta	whole Region
TOTAL	13 Regions and 2 province or 73 Provinces



SHEEP & GOATS- Territories OBF and NOBF

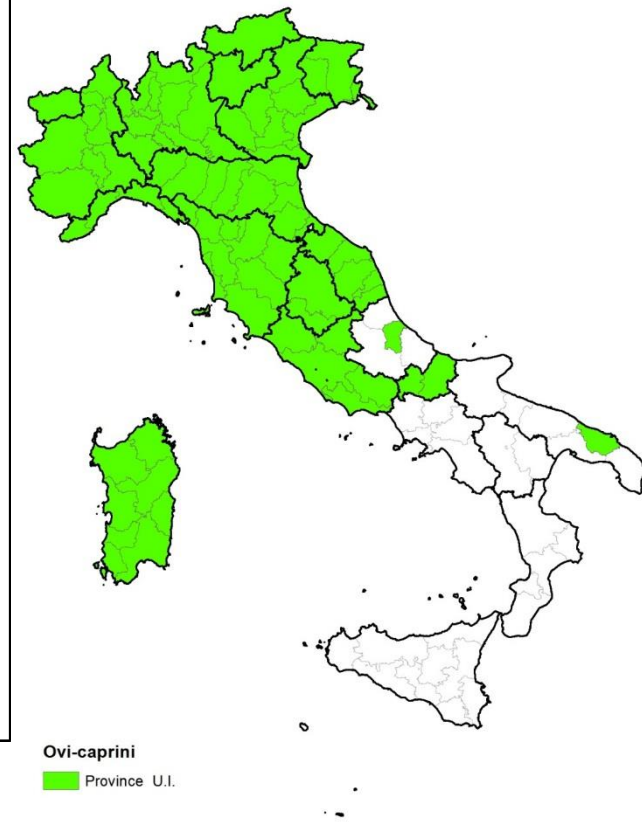
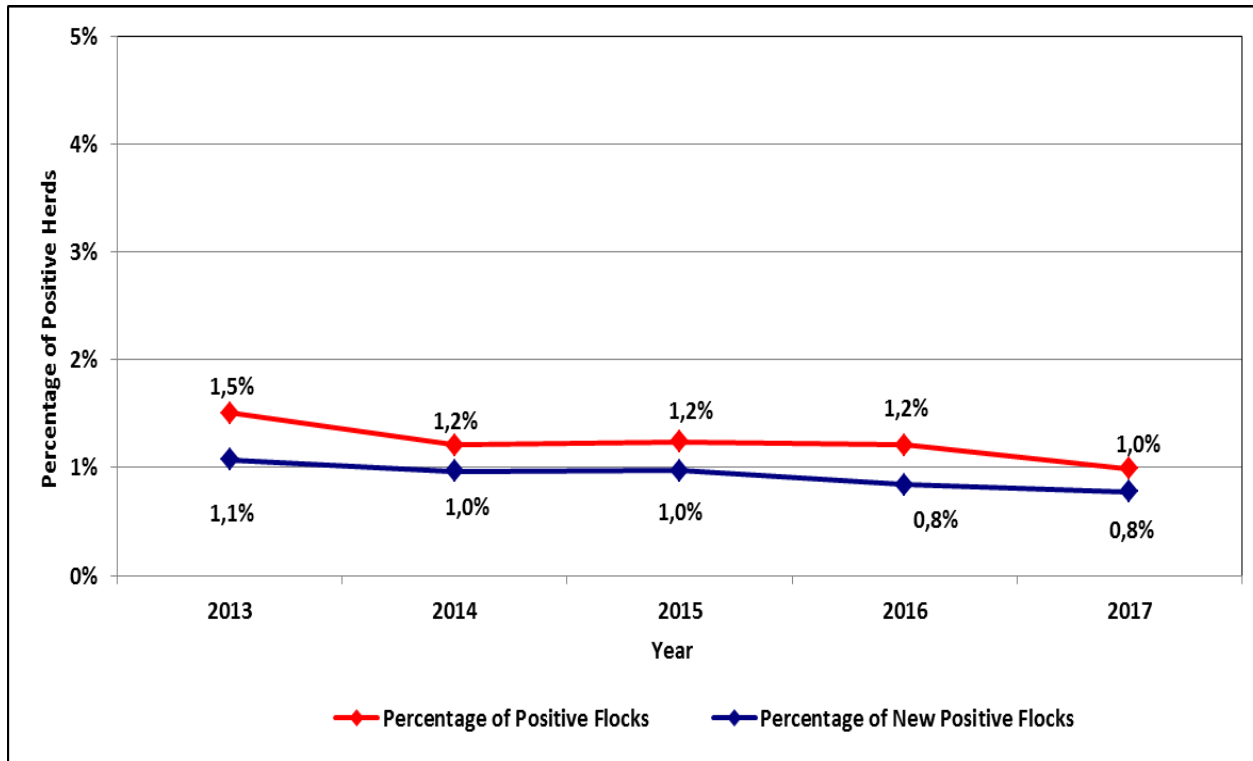
REGIONS	Total number of herds under program	Number of controlled herds	Number of positive herds	Indicators		
				% of controlled herds	% of positive herds (prevalence)	% of new positive herds (incidence)
ABRUZZO	3964	3904	2	98,49 %	0,05 %	0,05 %
BASILICATA	5919	5916	21	99,95 %	0,35 %	0,32 %
CALABRIA	8064	7982	52	98,98 %	0,65 %	0,53 %
CAMPANIA	6644	6644	19	100,00 %	0,29 %	0,24 %
PUGLIA	3441	3441	13	100,00 %	0,38 %	0,38 %
SICILIA	8636	8619	255	99,80 %	2,96 %	2,20 %
Total	36668	36506	362	99,56 %	0,99 %	0,77 %

Sheep and Goats– Countrywide evolution in the past years..



Ovi-caprini
■ Province U.I.

SHEEP & GOATS- Territories OBF and NOBF



Difficulties registered...

The higher prevalence in Italy is reported from Sicily region, with an overall prevalence of 2,96 % and with the Province of Messina recording the highest value amongst all provinces, i.e. 6,53 %.



TARGET WORKING DOCUMENT

SANTE/2017/10186- years 2015-2017

The target 2017 - fixed in the WORKING DOCUMENT SANCO/10181/2014 years years 2018/2020: **reduction of 50% of 1,22 = 0,61.**

Prevalence registered in Italy in the territories NOBF in 2017: **0,99%.**

The prevalence recorded in Italy in 2017 calculated on all the herds under control, has been **0,35%.**

Target 2018 in the **WORKING** DOCUMENT SANTE/2017/10186 rev 1years 2018-2020 for Italy is: **0,21 %.** (reduction of 50% of 0,42% of prevalence).

expected targets in the coming years, and eradication date currently foreseen

Considering the prevalence registered in the Italian peninsula, excluding the performance of the Sicily that is = **0,11%**.

the requirement for the declaration of the status of OBF has been achieved in the Italian peninsula:

In Sicily is necessary continue to work to achieve the requirement for the declaration of the status of OBF.

challenges faced ...

- 1) The **Working Group for the E.E.** (WGIE) constituted by members of the Regions, Epidemiological Observatories from the Regions or IZZSS and Veterinarian Services that started in January 2017 and that has closed the activities in December 2017;
- 2) The **"TEWGIE"** performed in the Regions: Sicily, Calabria, Campania, Umbria and Marche. The cycle of field exercises will conclude, with the last appointment foreseen in June 2018 in Abruzzo involving also Lazio, Molise and Puglia.
- 3) the improvement on animals movements controls through the new Ministerial Decree entered in force the 2 September 2017 that has foreseen the use of the **electronic Model 4**.
- 5) The **renewal of the Ministerial Order** 28 May 2015 till June 2018.
- 6) The production of **Guide Line for the E.E.**
- 4) The inauguration of the **Workshop SISA** held in September 2017 for the renewal of the national informatic veterinarian systems. Working groups will work on different topics and among the others the **building of a dashboard** for the control of the implementation of the eradication program.



Grazie per l'attenzione

r.lomolino@sanita.it