

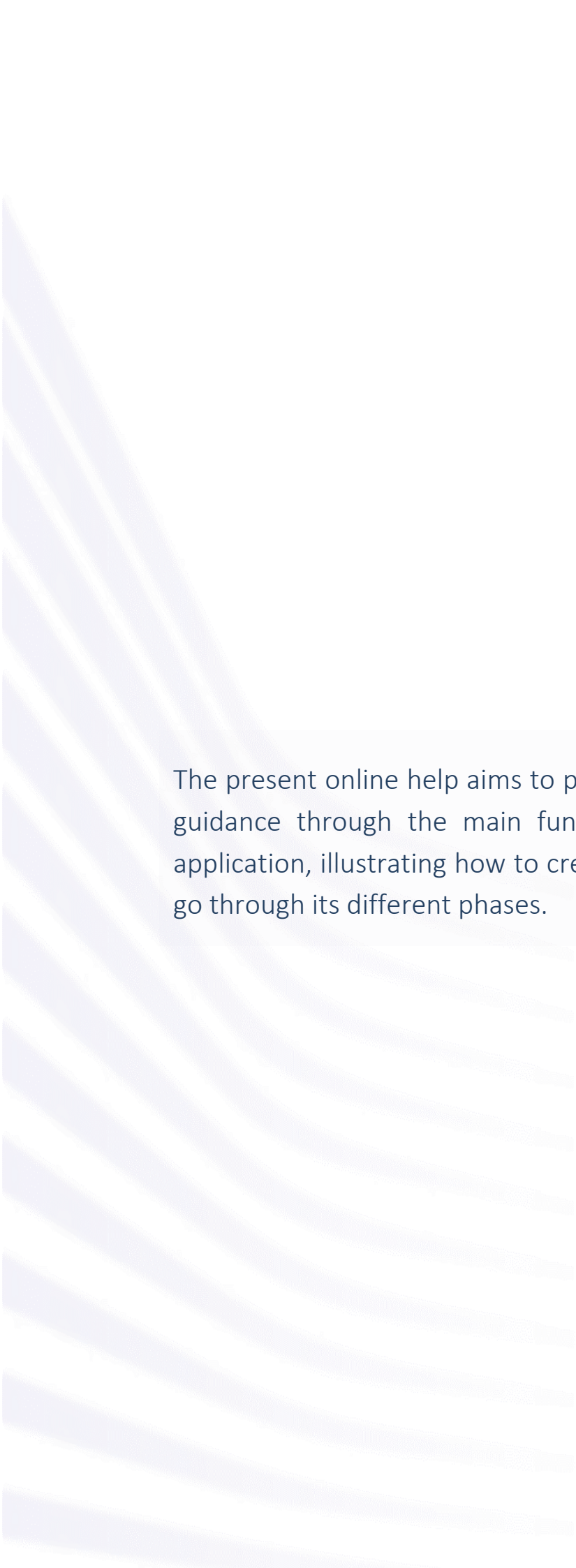


EU Plant Health Monitoring, Eradication and Containment Programme

PESTFUND v.3.0

Application Phase 2021/22 - User Guide

May 2021



The present online help aims to provide the users with a step by step guidance through the main functionalities of the PESTFUND web application, illustrating how to create and manage an application and go through its different phases.

Table of Content

1	GENERAL INFORMATION	4
1.1	EU PLANT HEALTH MONITORING, ERADICATION AND CONTAINMENT PROGRAMME - PESTFUND.....	4
1.2	PHYTOSANITARY PROGRAMMES	4
2	PREREQUISITES	5
2.1	EU LOGIN AND SAAS.....	5
3	HOW CAN I CREATE AN INITIAL REPORT?.....	6
3.1	BLOCKS 1-3.....	10
3.2	BLOCK 4	19
3.3	BLOCK 5	28
3.4	BLOCK 6	41
3.5	BLOCK 8	51

1 General Information

1.1 EU Plant Health Monitoring, Eradication and Containment Programme - PESTFUND

The PESTFUND web application is used for the implementation of the EU co-financing programme for the annual plant health phytosanitary programme to ensure early detection of pests for a timely and effective eradication Funding of Plant Health Measures

Investing in plant health is essential to ensure sustainable and competitive agriculture, horticulture and forestry industry.

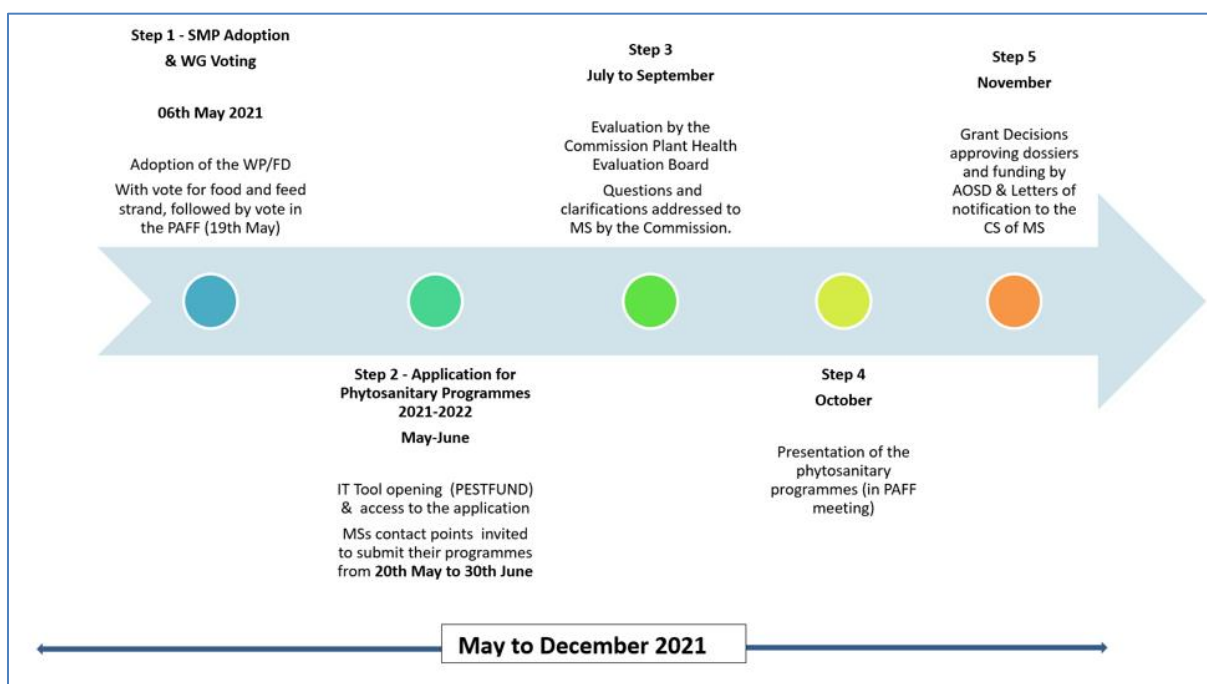
[EU rules on plant health](#) aim to protect crops, fruit, vegetables, flowers, ornamentals and forests from harmful pests and diseases (harmful organisms) by preventing their introduction into the EU or their spread within the EU.

The specific objectives of the Regulation (EU) 2021/690, related to plant health expenditures, refer to the contribution for the control and prevention of organisms harmful to plants or plant products.

1.2 Phytosanitary Programmes

Grants may be awarded to Member States for phytosanitary programmes concerning eradication control and surveillance of plant pests.

1.2.1 Timeline



2 Prerequisites

2.1 EU Login and SAAS

To access the Plant Health Eradication Funds Application in the Europhyt Portal you need first an [EU Login \(ECAS\) account](https://webgate.ec.europa.eu/cas/help.html) (<https://webgate.ec.europa.eu/cas/help.html>).

In case you do not have one, please follow the instructions for creating an account here:



After you create your EU Login, you must request access to EUROPHYT through the SANTE Authentication and Authorisation System –(SAAS: <https://webgate.ec.europa.eu/saas/home/roleNone/application/0/list.html>).

SAAS links your EU Login account to EUROPHYT through a 'User Access Profile'. Consequently, your user access profile links your login account to a specific application.

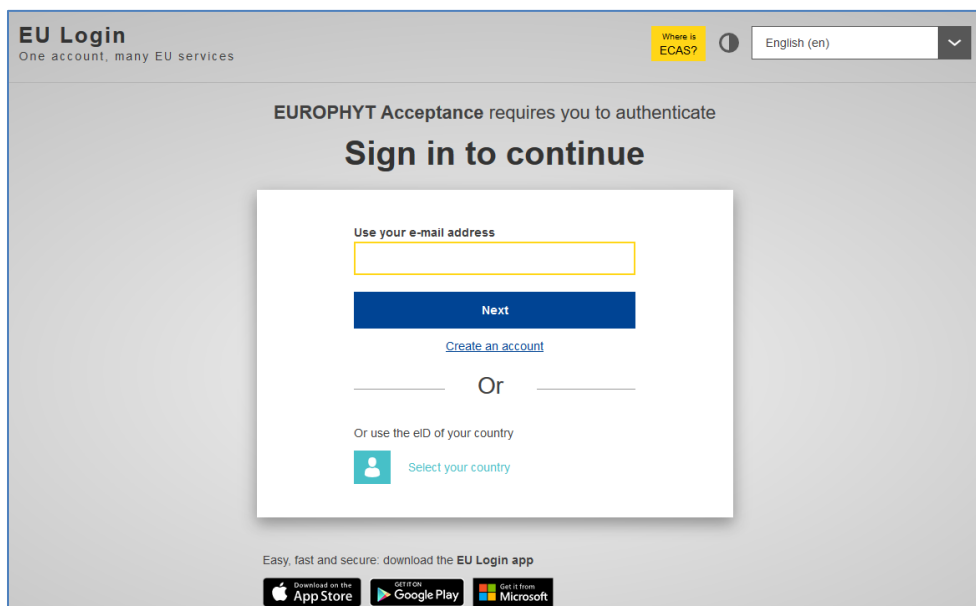
If you need more help to request your user access in Europhyt, follow the steps in:



3 How can I create an Initial Report?

To submit an application in PESTFUND go to the [Europhyt Portal](https://webgate.acceptance.ec.europa.eu/europhyt/cgi-bin/phyweb.cgi?npage=portal.html#/) (<https://webgate.acceptance.ec.europa.eu/europhyt/cgi-bin/phyweb.cgi?npage=portal.html#/>)

If you are not already logged in, EUROPHYT will ask you to authenticate with your EU Login profile (see Chapter 2 - [Prerequisites](#)):



If you are successful, you will be redirected to the EUROPHYT portal.

➔ Click on “**PESTFUND**”:



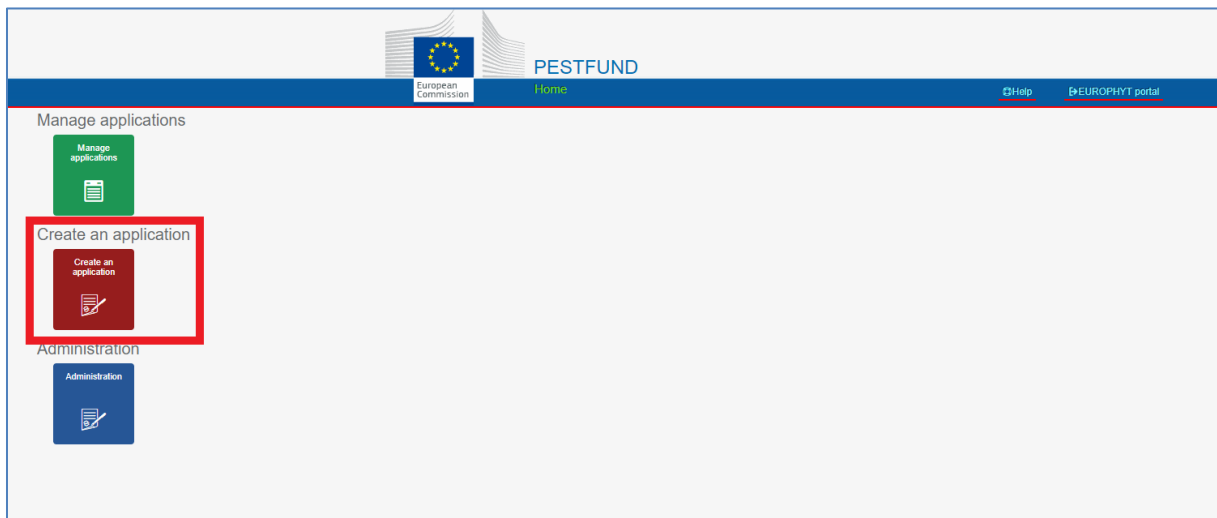
➔ In the new page, click again on “**PESTFUND**”:



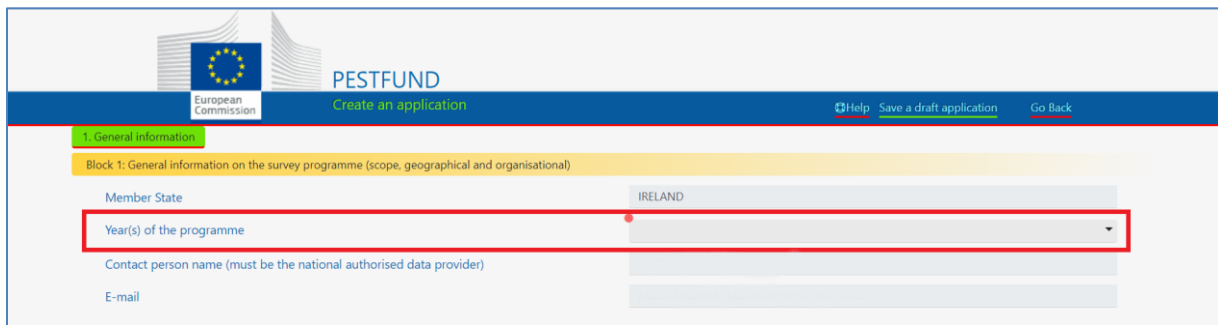
You will be redirected to the home page of “PESTFUND”, where you have three buttons:



➔ To create an *Initial Report*, start from “Create an application”



This will lead you to a preliminary **Block 1. General Information**:



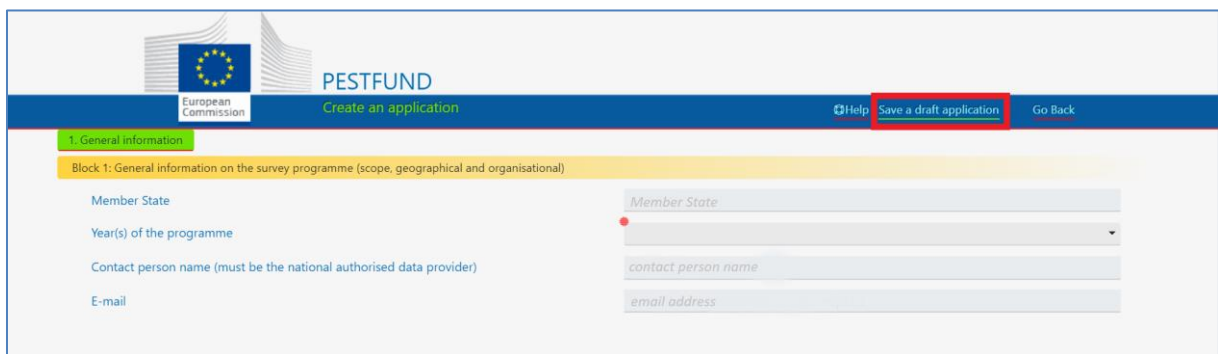
The screenshot shows the PESTFUND application interface. At the top, there is a header with the European Commission logo and the text 'PESTFUND Create an application'. Below this, there are navigation links: 'Help', 'Save a draft application', and 'Go Back'. The main content area is titled '1. General information' and 'Block 1: General information on the survey programme (scope, geographical and organisational)'. It contains several input fields: 'Member State' (with 'IRELAND' selected), 'Year(s) of the programme' (a dropdown menu highlighted with a red box), 'Contact person name (must be the national authorised data provider)', and 'E-mail'.

Information concerning **your Member State, Name and Email** will be retrieved automatically from your account.

➔ To continue, choose the **“Year(s) of programme”** from the drop-down menu (the year of programme refers to the year covered by the application of the reporting).

Note: the system has been improved in order to avoid duplicates so, if you have already submitted an Initial Report for a specific year (i.e. 2021) you will not be able to submit another one for the same year.

➔ Click on **“Save a draft application”**:



This screenshot shows the same PESTFUND application form, but with the 'Save a draft application' button highlighted in red. The form fields are now disabled, indicated by a grey background and placeholder text: 'Member State', 'Year(s) of the programme', 'contact person name', and 'email address'.

Your *Draft Initial Report* is created and you can start filling in your application.

The *Initial Report* is composed of **8 sections** or *Blocks* and this is how the draft of your application will look like:

The screenshot shows the PESTFUND application interface. At the top, there is a header with the European Commission logo and the text 'PESTFUND' and 'Modify an application'. Below the header, there is a navigation menu on the left and a main content area on the right. The navigation menu is highlighted with a red box and contains the following items: 1. General information (with a red asterisk), 2. Location (with a red asterisk), 3. Organisation (with a red asterisk), 4. Pests (with a red asterisk), 5. Technical information, 5.A. Surveys (Technical), 5.B. Eradication / Containment (Technical), 6. Financial information, 6.A. Monitoring (Financial), 6.B. Eradication / Containment (Financial), 7. Incidence (with a red asterisk), 8. Application phase Overview, 8.A. Technical Overview, 8.B. Financial Overview. The main content area is titled 'Block 1: General information on the survey programme (scope, geographical and organisational)' and contains the following fields: Member State (IRELAND), Year(s) of the programme (2021), Contact person name (must be the national authorised data provider) (with a red asterisk), Job Type within the competent authority (CA) (with a red asterisk), and Organisation name (FVO). A red asterisk icon is visible next to the 'Block 1' title and the 'Contact person name' field.

On the left, you have a navigation panel that you will use to go through the different sections of the report.

On the right, there are the fields to complete with your information.



The red asterisk warns you about the fields that are mandatory.

3.1 Blocks 1-3

➔ Start from “1. General Information”.

In this block, you are asked to describe the geographical and organisational scope of the programme. As you will notice, some fields are filled in automatically:

The screenshot shows the PESTFUND application interface. The top navigation bar includes the European Commission logo and the text 'PESTFUND Modify an application'. Below this is a 'Navigation Menu' on the left with 10 items, where '1. General information' is selected. The main content area is titled 'Block 1: General information on the survey programme (scope, geographical and organisational)'. It contains several sections: 'Member State' (Ireland), 'Year(s) of the programme' (2021), 'Contact person name', 'Job Type within the competent authority (CA)', 'Organisation name' (FVO), 'Telephone Number', 'E-mail', 'Scope', 'Targets to be attained by the completion date of the programme and anticipated benefits', 'Focus areas, priorities and expected benefits', 'Projected number of pest surveys' (table), 'Projected total number of pests' (table), 'Achievement indicators for describing the targets of the programmes survey programme', 'National Survey Programme (if applicable)', and 'National Survey Programme (if applicable) - Attachments' (with an upload button).

Member State
IRELAND

Year(s) of the programme
2021

Contact person name (must be the national authorised data provider)
Surname and first name of the contact person in the competent authority (CA) to whom queries about the survey should be directed

Job Type within the competent authority (CA)
Please provide your job title in the competent authority

Organisation name
FVO

Telephone Number
Provide a telephone number in case of queries on the data provided

E-mail
Provide an email address in case of queries on the data provided

Scope
General description of survey programme for application year

Targets to be attained by the completion date of the programme and anticipated benefits
a) description of the main targets set out for the Survey Programme per year (to be represented by Quantitative analysis (tests-samples etc.)), b) What are the main benefits of the implementation of the Survey Programme per year (to be represented by Quantitative analysis (tests-samples etc.))

Focus areas, priorities and expected benefits
General description of survey programme for application year and expected benefits

Projected number of pest surveys

	Sampling	Testing	Total
Group 1	0	0	0
Group 2	0	0	0
Group 3	0	0	0
Group 4	0	0	0
Group 5	0	0	0
Total	0	0	0

Projected total number of pests

Group 1	0
Group 2	0
Group 3	0
Group 4	0
Group 5	0
Total	0

Achievement indicators for describing the targets of the programmes survey programme
Description of the main indicators set out for the Survey Programme per year (to be represented by Quantitative analysis (tests-samples etc.))

National Survey Programme (if applicable)
Description of the National Survey Programme in addition to the one presented for co-financing (if applicable) – pests, activities, survey locations and sites

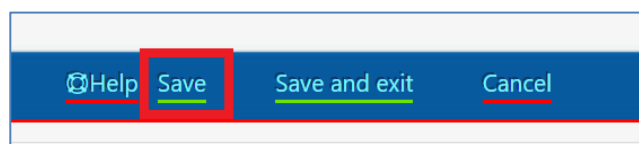
National Survey Programme (if applicable) - Attachments

Attachment drop area	Preview	Name of attachment	Size	Action(s)
Attachment drop area				

Upload

Member State	<i>Automatically completed</i>
Year(s) of the programme	<i>Automatically completed</i>
Contact person name (must be the national authorised data provided)	<i>Automatically completed</i>
Job Type within the competent authority (CA)	<i>Automatically completed</i>
Organisation name	<i>Automatically completed</i>
Telephone number	<i>Provide a contact telephone number</i>
E-mail	<i>Automatically completed</i>
Scope	<i>Provide the general description of the survey programme for the application year.</i>
Targets to be attained by the completion date of the programme and anticipated benefits	<i>Provide:</i> <i>a- Description of the main targets set out for the programme.(free text)</i> <i>b- Describe the main benefits of the implementation of the programme (free text)</i>
Focus areas, priorities and expected benefits	<i>Free text</i>
Projected number of pests surveys (sampling and testing)	<i>This field will be automatically completed after the information has been introduced in Block 5.A.</i>
Projected total number of pests	<i>This field will be automatically completed after the information is introduced in Block 4.</i>
Achievement indicators for describing the targets of the programmes survey (free text)	<i>Free text</i>
National survey programme (if applicable)	<i>Free text possibility to attach a file, if applicable</i>

➔ After you have completed every field and all the red asterisks have disappeared from mandatory fields, save your records by clicking “**Save**” in the top navigation menu.

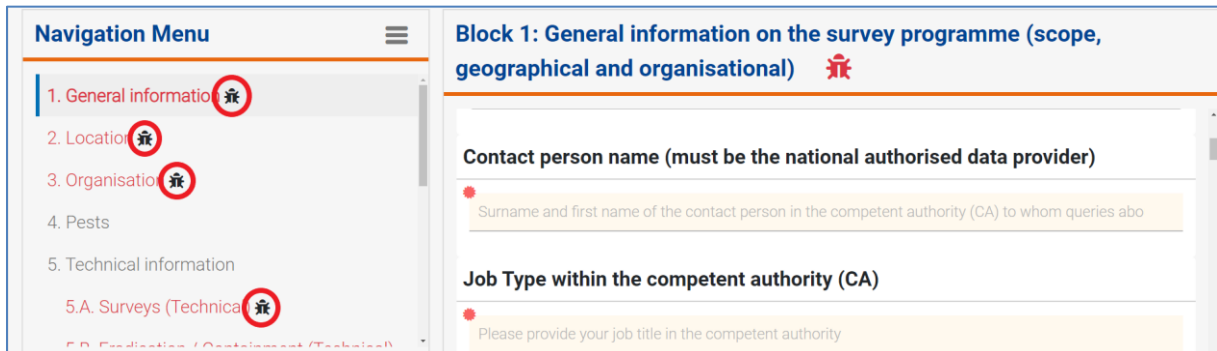


➔ Use the left navigation panel to move to the next block.

Note: if you click on “**Save and exit**”, you will leave the application but your data will be saved and you will be able to complete the application later on.

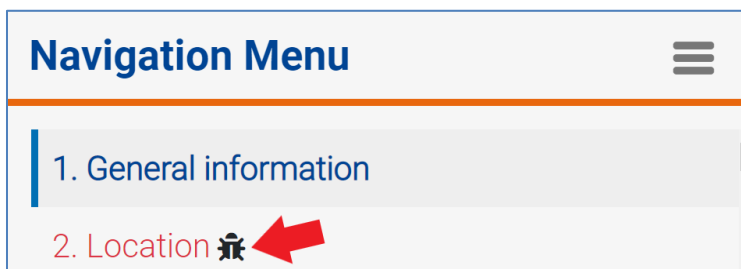
3.1.1 Block validation

As you will notice, the *bug* icons in the left navigation panel indicate that the blocks haven't been validated yet:

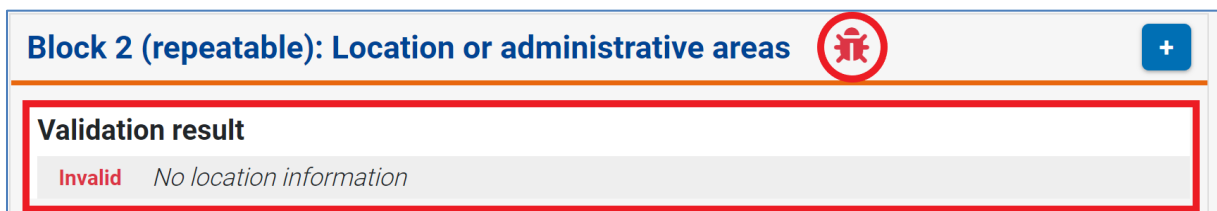


Each icon will disappear when the corresponding block is completed and the system recognises it as fully correct.

→ In case something is missing or incorrect, go to the block using the left navigation panel:

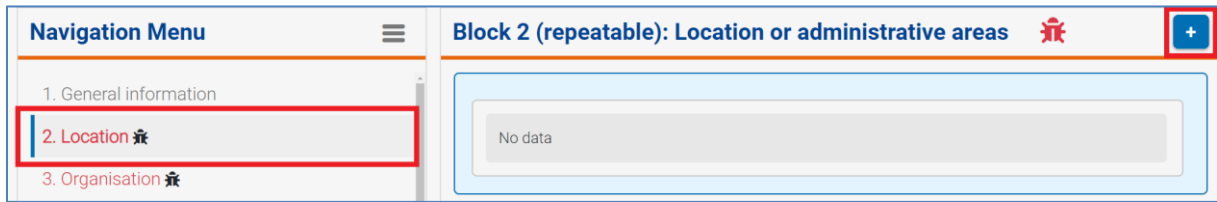


→ Check the missing information by clicking on the *bug* icon next to the block's name in the right panel and information about invalid data will appear below:



In **Block 2: Location** you are required to insert the information about the location or the administrative areas implemented in the programme.

➔ Click on the + symbol to add an area or a location:



A window will pop up:

The screenshot shows a form titled 'Block 2 (repeatable): Location or administrative areas'. The form contains the following fields and sections:

- Name of administrative area or location:** A text input field with a red asterisk icon.
- Is this an administrative area or location?:** A dropdown menu with a red asterisk icon.
- Geographical characteristics of the areas implemented:** A 'Free text' input area.
- Attachments:** A section with a description: 'Maps illustrating the areas implemented in the survey programme; other additional information (e.g. histograms, photographs, etc.) of the administrative areas or locations and detail of pest presence occurrence in the past and projected (in the future) if available.' It includes an 'Attachment drop area', an 'Upload' button, and a table with columns for 'Preview', 'Name of attachment', and 'Size'.
- Buttons:** 'Location map', 'Cancel', and 'Save' buttons are located at the bottom right.

➔ Fill in all the fields with the following information:

Name of administrative area or location	<i>Provide the name of the areas or locations</i>
Is this an administrative area or location?	<i>For each name added above, indicate whether it is an administrative area or a location</i>
Geographical characteristics of the areas implemented	<i>Free text area but you can choose to add more than one field, you can enter a web-link or attachments in the formats of .jpg, .jpeg, png, .gif, .tiff, up to 5MB.</i>

Recommendations

- Add as many locations or administrative areas as needed to describe the locations where the programme will be implemented.
- Whenever possible, provide this information using the lowest NUTs nomenclature available (the latest list of codes can be found in <https://ec.europa.eu/eurostat/web/nuts/background>).
- Attach a map indicating the different geographical locations where the surveys will be carried out.

To upload an attachment, you can drag and drop the file in the related “**Attachment drop area**” or click the button “**Upload**” and select the document from your files:

Attachments

Maps illustrating the areas implemented in the survey programme; other additional information (e.g. histograms, photographs, etc.) of the administrative areas or locations and detail of pest presence occurrence in the past and projected (in the future) if available.

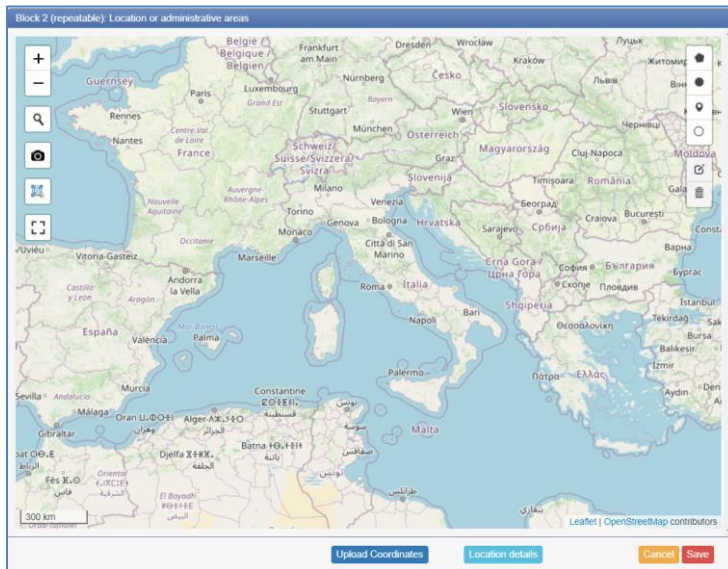
Attachment drop area

Preview	Name of attachment	Size

Upload


Location map Cancel Save

You can also attach a map of the area. By clicking on “**location map**”, a window with an interactive map will pop up:



Here, you can search for your location by clicking on the icons on the left, or upload your coordinates by clicking on the button “**Upload coordinates**”.

You can also draw paths and highlight areas or marking points, using the set of icons on the right top corner:




➔ Once your location is set, simply click on “**Save**”

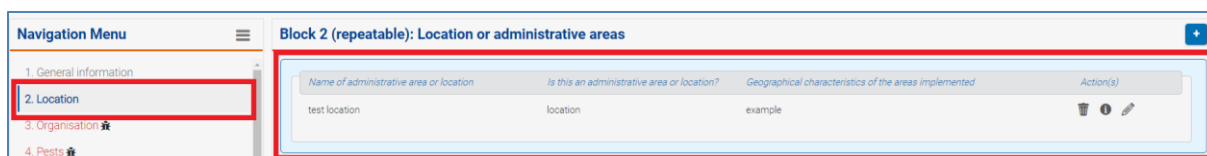
A list of all the attachments that you added will appear in the box below:

Preview	Name of attachment	Size	
	52.jpg	3.41 MB	 

→ You can either delete or to download them, by using the buttons at the end of the row:



→ If you click on "Save", your location will appear in the list in **Block 2**:



→ You can always delete it, check it or edit it by clicking on the button at the end of the row:

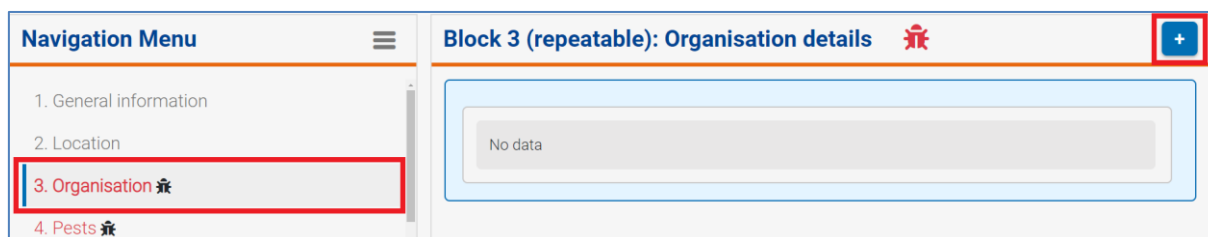


Note: this is a repeatable block. Using the same + symbol you can add locations or administrative areas.

→ After entering all your locations, move on to the next block. Click on "3. Organisation" from the navigation menu.

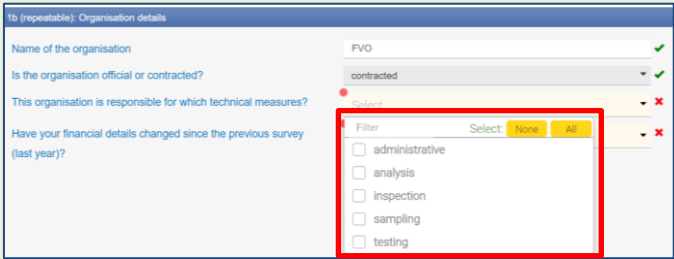
Here you are required to introduce information about the organisations that will be involved in the phytosanitary programmes, adding as many organisations as needed.

→ Just like in the previous section, click on the + symbol:



A new window will pop up:

Here you must provide the following information:

<p>Name of the organisation</p>	<p><i>Automatically completed</i></p>
<p>Is the organisation official or contracted?</p>	<p><i>Select from the dropdown menu</i></p>
<p>This organisation is responsible for which technical measures?</p>	<p><i>Select from the dropdown menu (multiple answers are accepted):</i></p> 
<p>Have your financial details changed since the previous survey (last year?)</p>	<ul style="list-style-type: none"> - If your answer is NO, you can save and move on. - If your answer is YES, then you will have to complete a new Financial Identification Form:

Block 1b (repeatable): Organisation details

Name of the organisation: FVO ✓

Is the organisation official or contracted?: contracted ✓

This organisation is responsible for which technical measures?: 5 selected ✓

Have your financial details changed since the previous survey (last year)? Yes ✓

Please complete the updated Financial Identification Form at the following link and email the completed copy in a timely manner to SANTE-D4-SURVEYS-PLANT-HEALTH@ec.europa.eu

Financial Identification Form (need to be submitted only once): http://ec.europa.eu/budget/contracts_grants/info_contracts/financial_id/financial-id_en.cfm

Cancel Save

As explained in the short description that pops up when you select **YES**, you will find the form at the following link:
http://ec.europa.eu/budget/contracts_grants/info_contracts/financial_id/financial-id_en.cfm.

Then, you have to send it to SANTE-D4-SURVEYS-PLANT-HEALTH@ec.europa.eu.

Note: the form needs to be submitted only once.

Note: this block is repeatable and you can add more organisation using the **+** symbol.

Just like in the previous section, all your organizations will be listed in **block 3**:

Navigation Menu		Block 3 (repeatable): Organisation details		
1. General information		Name of the organisation	Is the organisation official or contracted?	This organisation is responsible for which technical measures?
2. Location		FVO	contracted	administrative analysis
3. Organisation				Action(s)
4. Pests				🗑️ ⓘ ✎️
5. Technical information				

➔ Similarly, you can *access, delete, check or edit* your information, using the buttons at the end of the row:



3.2 Block 4

Once you have completed every section in block 3, you can move to **block 4**, selecting “**4. Pests**” in the left navigation panel:

The screenshot shows a web interface for pest management. On the left is a 'Navigation Menu' with items 1 through 8. Item 4, 'Pests', is highlighted with a red box. The main area is titled 'Block 4: Pests surveyed in the programme for the year(s) of survey'. It contains five sections, each with a colored header and a 'No data' message. Group 1 (Priority pests) has a grey 'Import pests' button. Group 2 (Pest subject to EU measures) has a grey 'Import pests' button. Group 3 (Union Quarantine Pests not listed in groups 1 or 2) has a blue 'Edit' button. Group 4 (Emerging Pests) has a blue 'Edit' button. Group 5 (Pest subject to EU measures or listed in part B of Annex II of Regulation (EU) 2019/2072, Containment Measures) has a blue 'Edit' button.

From this block, you have to select any pests for which you would like to request co-finance for surveys (outside of demarcated areas) or eradication/containment measures (including surveys in demarcated areas, when applicable).

Note: Based on the selection that you make in this section, in Blocks 5.A and 5.B you will be able to introduce the technical details for the surveys (outside of demarcated areas) or eradication/containment measures (including surveys in demarcated areas, when applicable) respectively.

In this section, pests are divided in five groups and they follow the order of priority established in the phytosanitary programme:

Group 1: Priority pests (listed in the Annex of Commission Delegated Regulation (EU) 2019/1702). Here you have a fixed list of selected pests.

➔ Click on “Import pests”:

This is a close-up of the 'Group 1: Priority pests' section. It shows the text 'Group 1: Priority pests' on the left and a grey button labeled 'Import pests' on the right. The 'Import pests' button is enclosed in a red rectangular box.

The list of pests will be displayed below and all the pests will appear as “selected”:

Block 4: Pests surveyed in the programme for the year(s) of survey

Group 1: Priority pests Edit

1	<input checked="" type="checkbox"/>	1LIBEG	This entry includes Candidatus liberibacter africanus [LIBEAF], Candidatus liberibacter asiaticus [LIBEAS] and Candidatus liberibacter americanus [LIBEAM]
2	<input checked="" type="checkbox"/>	AGRLAX	Agrilus anxius
3	<input checked="" type="checkbox"/>	AGRLPL	Agrilus planipennis
4	<input checked="" type="checkbox"/>	ANOLCN	Anoplophora chinensis
5	<input checked="" type="checkbox"/>	ANOLGL	Anoplophora glabripennis
6	<input checked="" type="checkbox"/>	ANSTLU	Anastrepha ludens
7	<input checked="" type="checkbox"/>	ANTHEU	Anthonomus eugenii
8	<input checked="" type="checkbox"/>	ARGPLE	Thaumatotibia leucotreta
9	<input checked="" type="checkbox"/>	AROMBU	Aromia bungii
10	<input checked="" type="checkbox"/>	BURSXY	Bursaphelenchus xylophilus
11	<input checked="" type="checkbox"/>	CONHNE	Conotrachelus nenuphar
12	<input checked="" type="checkbox"/>	DACUDO	Bactrocera dorsalis
13	<input checked="" type="checkbox"/>	DACUZO	Bactrocera zonata
14	<input checked="" type="checkbox"/>	DENDSI	Dendrolimus sibiricus
15	<input checked="" type="checkbox"/>	GUIGCI	Phyllosticta citricarpa
16	<input checked="" type="checkbox"/>	LAPHFR	Spodoptera frugiperda
17	<input checked="" type="checkbox"/>	PARZCO	Bactericera cockerelli
18	<input checked="" type="checkbox"/>	POPIJA	Popillia japonica
19	<input checked="" type="checkbox"/>	RHAGPO	Rhagoletis pomonella
20	<input checked="" type="checkbox"/>	XYLEFA	Xylella fastidiosa

➔ To edit the list, click on “Edit”

Group 1: Priority pests Edit

Note: it is mandatory to do surveys outside demarcated areas for all the pests included in this list. **All of the 20 pests included in this group are selected by default.** In case surveys outside demarcated areas will not be done for any of these pests, it is necessary to unselect the pest and add a justification why the pest will not be surveyed.

Group 1: Priority pests Save Cancel

1	<input checked="" type="checkbox"/>	1LIBEG	This entry includes Candidatus liberibacter africanus [LIBEAF], Candidatus liberibacter asiaticus [LIBEAS] and Candidatus liberibacter americanus [LIBEAM]
2	<input checked="" type="checkbox"/>	AGRLAX	Agrilus anxius
3	<input checked="" type="checkbox"/>	AGRLPL	Agrilus planipennis
4	<input checked="" type="checkbox"/>	ANOLCN	Anoplophora chinensis
5	<input checked="" type="checkbox"/>	ANOLGL	Anoplophora glabripennis
6	<input checked="" type="checkbox"/>	ANSTLU	Anastrepha ludens
7	<input checked="" type="checkbox"/>	ANTHEU	Anthonomus eugenii
8	<input checked="" type="checkbox"/>	ARGPLE	Thaumatotibia leucotreta
9	<input checked="" type="checkbox"/>	AROMBU	Aromia bungii
10	<input checked="" type="checkbox"/>	BURSXY	Bursaphelenchus xylophilus
11	<input checked="" type="checkbox"/>	CONHNE	Conotrachelus nenuphar
12	<input checked="" type="checkbox"/>	DACUDO	Bactrocera dorsalis
13	<input checked="" type="checkbox"/>	DACUZO	Bactrocera zonata
14	<input checked="" type="checkbox"/>	DENDSI	Dendrolimus sibiricus
15	<input checked="" type="checkbox"/>	GUIGCI	Phyllosticta citricarpa
16	<input checked="" type="checkbox"/>	LAPHFR	Spodoptera frugiperda
17	<input checked="" type="checkbox"/>	PARZCO	Bactericera cockerelli
18	<input checked="" type="checkbox"/>	POPIJA	Popillia japonica
19	<input checked="" type="checkbox"/>	RHAGPO	Rhagoletis pomonella
20	<input checked="" type="checkbox"/>	XYLEFA	Xylella fastidiosa

→ To exclude pests from the list, uncheck the green box next to each pest's name:

3	<input checked="" type="checkbox"/>	AGRLPL	Agrilus planipennis
---	-------------------------------------	--------	---------------------

This action will prompt the appearance of a mandatory field requiring you to provide a reason why those pests were not selected.

→ Insert your justification for removing a specific pest:

2	<input type="checkbox"/>	AGRLAX	Agrilus anxius
<p>Why were the following pests not selected?</p>			

→ Click "Save" to complete the action:

Group 1: Priority pests	Save	Cancel
--------------------------------	-------------	---------------

Group 2: Pests subject to Union measures or pests listed in Part B of Annex II of Commission Implementing Regulation (EU) 2019/2072 and not included in Group 1.

Note: The workflow in Group 2 is like the one described for Group 1.

→ Click on "Import pests":

Group 2: Pest subject to EU measures	Import pests
No data	

The list of pests will be displayed below and all the pests will appear as selected:

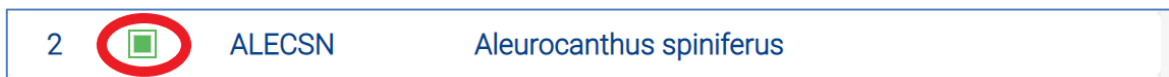
Group 2: Pest subject to EU measures			Edit
1	<input checked="" type="checkbox"/>	1POMAG Pomacea	
2	<input checked="" type="checkbox"/>	ALECSN Aleurocanthus spiniferus	
3	<input checked="" type="checkbox"/>	CERAFP Ceratocystis platani	
4	<input checked="" type="checkbox"/>	CORBSE Clavibacter sepedonicus	
5	<input checked="" type="checkbox"/>	EPIXCU This entry includes Eptirix cucumeris [EPIXCU], E. similaris [EPIXSI], E. subcristata [EPIXSU] and E. tuberis [EPIXTU]	
6	<input checked="" type="checkbox"/>	GEOHMO Geosmithia morbida	
7	<input checked="" type="checkbox"/>	GIBBCI Fusarium circinatum	
8	<input checked="" type="checkbox"/>	HETDPA This entry includes Globodera pallida [HETDPA] and Globodera rostochiensis [HETDRO]	
9	<input checked="" type="checkbox"/>	MELGCH This entry includes Meloidogyne chitwoodi [MELGCH] and Meloidogyne fallax [MELGFA]	
10	<input checked="" type="checkbox"/>	MELGGC Meloidogyne graminicola	
11	<input checked="" type="checkbox"/>	PHYP64 This entry includes Grapevine flavescence doree phytoplasma [PHYP64] and its vector Scaphoideus titanus [SCAPLI]	
12	<input checked="" type="checkbox"/>	PITOUJ Pityophthorus juglandis	
13	<input checked="" type="checkbox"/>	RALSSL Ralstonia solanacearum	
14	<input checked="" type="checkbox"/>	RRV000 This entry includes Rose Rosette Virus [RRV000] and its vector Phylloxera fructiphilus [PHYCFR]	
15	<input checked="" type="checkbox"/>	SCAPLI Scaphoideus titanus	
16	<input checked="" type="checkbox"/>	SYNCEN Synchytrium endobioticum	
17	<input checked="" type="checkbox"/>	TOBRFV Tomato Brown Rugose Fruit Virus	
18	<input checked="" type="checkbox"/>	TOLCND Tomato Leaf Curl New Delhi Virus	
19	<input checked="" type="checkbox"/>	TOXOCI Toxoptera citricida	
20	<input checked="" type="checkbox"/>	TRIZER Trioza erytaeae	

➔ To edit the list, click on “Edit”:



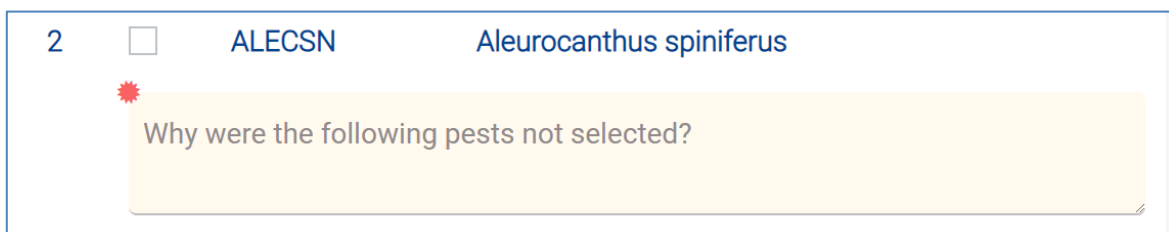
Note: it is obligatory to do surveys outside demarcated areas for all the pests included in this list. **All of the 20 pests included in this group are selected by default.** In case surveys outside demarcated areas will not be done for any of these pests, it is necessary to unselect the pest and add a justification why the pest is not going to be surveyed.

➔ To exclude pests from the list uncheck the green box next to each pest’s name:

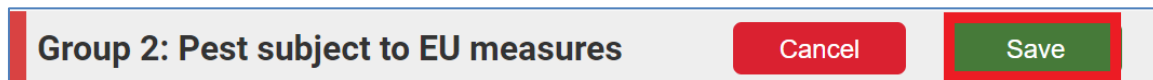


This action will prompt the appearance of a mandatory field requiring you to provide a reason why those pests were not selected.

➔ Insert your justification for removing a specific pest:



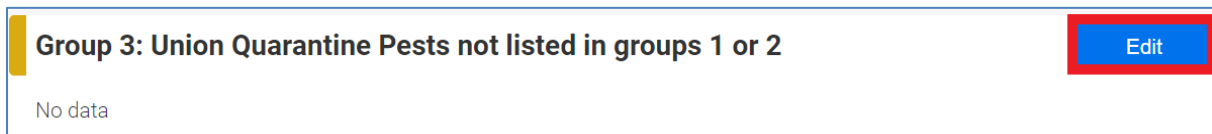
→ Click “Save” to complete the action:



Group 3: Any other pest listed in Part A of Annex II of Commission Implementing Regulation (EU) 2019/2072, and not included in any of the previous groups (up to 30 pests)

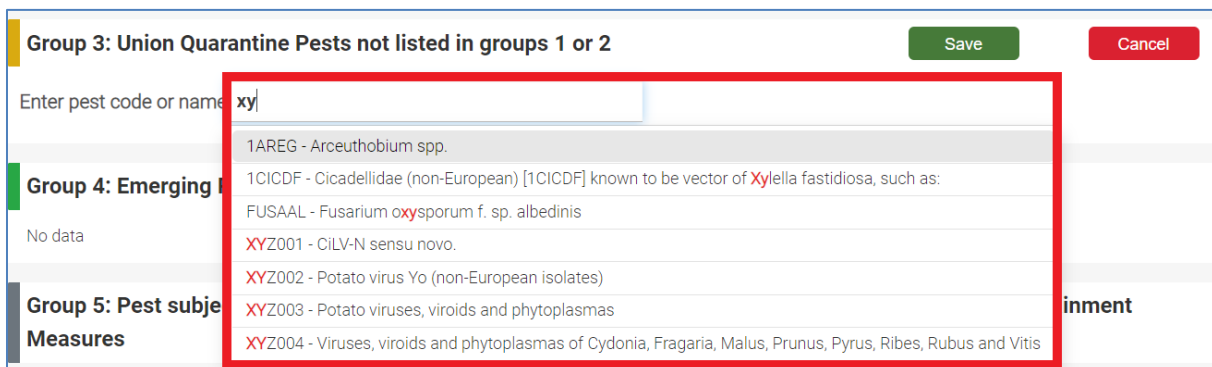
Group 3 is a search field: you can use it to search for specific pests and add them to your application.

→ To create your list, click on “Edit”:

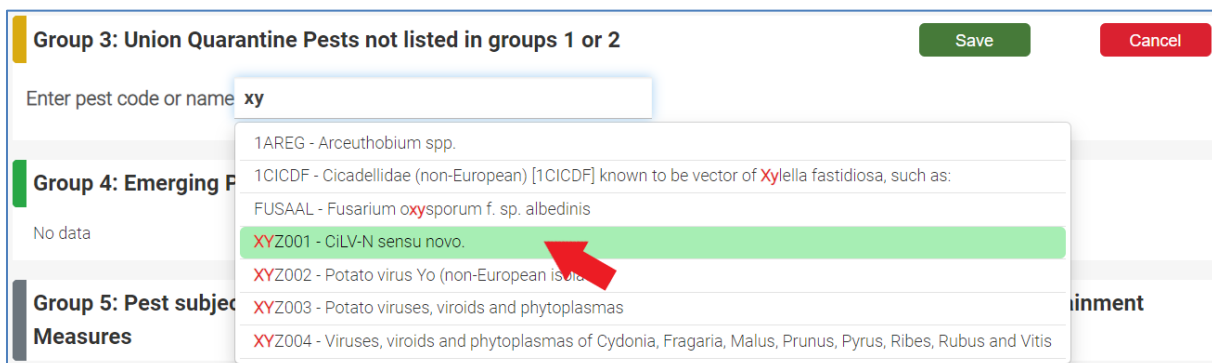


Note: it is possible to introduce **up to 30 pests** in this group.


→ Introduce the pests manually, using the scientific name of the pests or the EPPO codes (it’s sufficient to type the first letter of the name in the text field):




→ From the dropdown menu, click on the pest that you wish to add to the list:




The selected pest will be listed under Group 3 section:

Group 3: Union Quarantine Pests not listed in groups 1 or 2			Save	Cancel
1	XYZ001	CiLV-N sensu novo.		
Enter pest code or name <input type="text"/>				

Note: Add up to 30 pests to your report, just repeat the same procedure for each pest.

- ➔ You can cancel your selection by clicking on the bin icon 
- ➔ Once you are done, click **“Save”** to finalise your action:

Group 3: Union Quarantine Pests not listed in groups 1 or 2			Save	Cancel
1	XYZ001	CiLV-N sensu novo.		
Enter pest code or name <input type="text"/>				

Group 4: Emerging pests

This group has two parts:

1. A pre-defined list of five pests, available for direct selection.
2. A possibility to add up to three other pests using their scientific names.

Note: A justification has to be provided for the inclusion of these pests in the programme.

Part 1:

→ Click on “Edit” to display the list:

Group 4: Emerging Pests

No data

Edit

The list of pests available for selection will be displayed below. In this case, they are all unselected by default:

Group 4: Emerging Pests

Save Cancel

1	<input type="checkbox"/>	ARBOKA	Arboridia kakogawana
2	<input type="checkbox"/>	DACLPI	Crisicoccus pini
3	<input type="checkbox"/>	ECDYAU	Gymnandrosoma aurantianum
4	<input type="checkbox"/>	ERSHMU	Garella musculana
5	<input type="checkbox"/>	XYLOCH	Xylotrechus chinensis

→ To add one or more of them to your list, check the boxes next to their names:

Group 4: Emerging Pests

Edit

2	<input checked="" type="checkbox"/>	ARBOKA	Arboridia kakogawana
3	<input checked="" type="checkbox"/>	ECDYAU	Gymnandrosoma aurantianum
4	<input checked="" type="checkbox"/>	XYLOCH	Xylotrechus chinensis

Part 2:

If you wish to add other pests (**up to three**) not listed as *Union QP (Quarantine Pests)*, you can search for them introducing their names in the text field:

Group 4: Emerging Pests

Save Cancel

1	<input checked="" type="checkbox"/>	ARBOKA	Arboridia kakogawana
2	<input checked="" type="checkbox"/>	ECDYAU	Gymnandrosoma aurantianum
3	<input checked="" type="checkbox"/>	XYLOCH	Xylotrechus chinensis
4	<input type="checkbox"/>	DACLPI	Crisicoccus pini
5	<input type="checkbox"/>	ERSHMU	Garella musculana

Pests not listed as Union QP

Enter pest code or name:

- ANSTFR - Anastrepha fraterculus
- PLRV00 - Potato leafroll virus (non-European isolates)
- XYZ004 - Viruses, viroids and phytoplasmas of Cydonia, Fragaria, Malus, Prunus, Pyrus, Ribes, Rubus and Vitis

→ From the dropdown menu, click on the pest that you wish to add to the list.

The selected pest will be listed under Group 4:

Group 4: Emerging Pests			Save	Cancel
1	<input checked="" type="checkbox"/>	ARBOKA Arboridia kakogawana		
2	<input checked="" type="checkbox"/>	ECDYAU Gymnandrosoma aurantianum		
3	<input checked="" type="checkbox"/>	XYLOCH Xylotrechus chinensis		
4	<input type="checkbox"/>	DACLPI Crisicoccus pini		
5	<input type="checkbox"/>	ERSHMU Garella musculana		
Pests not listed as Union QP				
1	PLRV00	Potato leafroll virus (non-European isolates)		
2	1ATRPG	Atropellis spp.		
Enter pest code or name <input type="text"/>				

➔ Once you are done, click “**Save**” to finalise your action.

Group 4: Emerging Pests			Save	Cancel
1	<input checked="" type="checkbox"/>	ARBOKA Arboridia kakogawana		
2	<input checked="" type="checkbox"/>	ECDYAU Gymnandrosoma aurantianum		
3	<input checked="" type="checkbox"/>	XYLOCH Xylotrechus chinensis		
4	<input type="checkbox"/>	DACLPI Crisicoccus pini		
5	<input type="checkbox"/>	ERSHMU Garella musculana		
Pests not listed as Union QP				
1	PLRV00	Potato leafroll virus (non-European isolates)		
2	1ATRPG	Atropellis spp.		
Enter pest code or name <input type="text"/>				

Group 5: Pest referred in group 2 (pests subject to Union measures or pests listed in Part B of Annex II of Commission Implementing Regulation (EU) 2019/2072 and not included in Group 1)

Note: Pests in this group **should only be selected when containment measures for those pests will be included in the phytosanitary programme.**

➔ Click on “**Edit**” to display the list of pests:

Group 5: Pest subject to EU measures or listed in part B of Annex II of Regulation (EU) 2019/2072, Containment Measures	Edit
-------------------------------------------------------------------------------------------------------------------------	------

The list of pests available for selection will be displayed below and it is necessary to select those pests for which containment measures will be included in the phytosanitary programme:

Group 5: Pest subject to EU measures or listed in part B of Annex II of Regulation (EU) 2019/2072, Containment Measures			Save	Cancel
1	<input type="checkbox"/>	1POMAG Pomacea		
2	<input type="checkbox"/>	ALECSN Aleurocanthus spiniferus		
3	<input type="checkbox"/>	CERAFP Ceratocystis platani		
4	<input type="checkbox"/>	CORBSE Clavibacter sepedonicus		
5	<input type="checkbox"/>	EPIXCU This entry includes Epitrix cucumeris [EPIXCU], E. similaris [EPIXSI], E. subcrinita [EPIXSU] and E. tuberis [EPIXTU]		
6	<input type="checkbox"/>	GEOHMO Geosmithia morbida		
7	<input type="checkbox"/>	GIBBCI Fusarium circinatum		
8	<input type="checkbox"/>	HETDPA This entry includes Globodera pallida [HETDPA] and Globodera rostochiensis [HETDRO]		
9	<input type="checkbox"/>	MELGCH This entry includes Meloidogyne chitwoodi [MELGCH] and Meloidogyne fallax [MELGFA]		
10	<input type="checkbox"/>	MELGGC Meloidogyne graminicola		
11	<input type="checkbox"/>	PHYP64 This entry includes Grapevine flavescence doree phytoplasma [PHYP64] and its vector Scaphoideus titanus [SCAPLI]		
12	<input type="checkbox"/>	PITOUJ Pityophthorus juglandis		
13	<input type="checkbox"/>	RALSSL Ralstonia solanacearum		
14	<input type="checkbox"/>	RRV000 This entry includes Rose Rosette Virus [RRV000] and its vector Phylloxera fructiphilus [PHYCFR]		
15	<input type="checkbox"/>	SCAPLI Scaphoideus titanus		
16	<input type="checkbox"/>	SYNCEN Synchytrium endobioticum		
17	<input type="checkbox"/>	TOBRFV Tomato Brown Rugose Fruit Virus		
18	<input type="checkbox"/>	TOLCND Tomato Leaf Curl New Delhi Virus		
19	<input type="checkbox"/>	TOXOCI Toxoptera citricida		
20	<input type="checkbox"/>	TRIZER Trioza erytaeae		

➔ To add one or more of them to your list, check the boxes next to their names and click on “Save” to add it to your report.

Note: The selection of pests is not an irreversible action. As you will notice, the “Edit” button remains active and you can add or remove pests in every group, even after you have saved your selection:

Group 3: Union Quarantine Pests not listed in groups 1 or 2			Edit
41	XYZ001	CILV-N sensu novo.	
Group 4: Emerging Pests			Edit
42	<input checked="" type="checkbox"/>	ARBOKA Arboridia kakogawana	
43	<input checked="" type="checkbox"/>	ECDYAU Gymnandrosoma aurantianum	
44	<input checked="" type="checkbox"/>	XYLOCH Xylotrechus chinensis	
Pests not listed as Union QP			
1	PLRV00	Potato leafroll virus (non-European isolates)	
2	1ATRPG	Atropellis spp.	
Group 5: Pest subject to EU measures or listed in part B of Annex II of Regulation (EU) 2019/2072, Containment Measures			Edit
47	<input checked="" type="checkbox"/>	CORBSE Clavibacter sepedonicus	
48	<input checked="" type="checkbox"/>	HETDPA This entry includes Globodera pallida [HETDPA] and Globodera rostochiensis [HETDRO]	
49	<input checked="" type="checkbox"/>	PITOUJ Pityophthorus juglandis	

After you have added the pests in your report, you can move to “Block 5. Technical Information”.

3.3 Block 5

This section is divided in:

1. **Block 5.A – Surveys (Technical)**
2. **Block 5.B- Eradication/Containment (Technical)**

For each pests selected in Block 4, you have to introduce the technical details regarding the surveys or the eradication/containment measures.

Note: If you want to introduce information for a pest that is not included in this list, please go back to Block 4 to introduce the pest.

3.3.1 Block 5.A – Surveys (Technical)

The information is to be provided pest by pest, using the drop-down list that appears in the top of the screen.

➔ To do so, follow the steps below:

- 1- In the left navigation panel, click on “**Block 5.A – Surveys (Technical)**” to display Block 5.A
- 2- Select the pest from the dropdown menu
- 3- Click “**Edit**” to insert the information requested:

The screenshot displays the 'Block 5.A: Surveys (Technical)' interface. On the left, a 'Navigation Menu' lists various sections, with '5.A Surveys (Technical)' highlighted and marked with a red circle '1'. The main content area shows a 'Pest' dropdown menu with a list of pests, including '1-LIBEG - Candidatus Liberibacter spp., causal agent of Huanglongbing disease of citrus/citrus greening', marked with a red circle '2'. The 'Edit' button is visible in the top right corner, marked with a red circle '3'. The interface also shows fields for 'Group 1', 'Pest status', 'Group of pests', 'Location (Geographical location)', and 'Attachments'.

For each pest, provide the information listed below:

Pest status	Mandatory Select the pest status in your country at the moment of preparing the application.
Group of pests	<i>Optional</i> In the case of pests surveyed together, indicate the list of pests that are included in this group (<i>free text</i>).
Location	Mandatory Indicate the geographical location where the surveys will take place, using the lowest NUTs nomenclature available.
Attachments	<i>Optional</i> Add any relevant attachment. In case of pests of group 4, please introduce here the justification for the inclusion of the pest in the Phytosanitary Programme.
Survey site:	Mandatory Select the relevant survey sites from the list by doing click in each box. The full list will display once you click on the options. If the desire site is not listed, choose “Other” and provide the details.
Risk areas	<i>Optional</i> Identify which the risk areas for a given pest (<i>free text</i>). <i>Member States are encouraged to consult pest survey cards published by the European Food Safety Authority (available at https://efsa.onlinelibrary.wiley.com/doi/toc/10.1002/(ISSN)1831-4732.toolkit-plant-pest-surveillance) and their updates in the form of story maps (available at https://efsa.maps.arcgis.com/apps/MinimalGallery/index.html?appid=f91d6e95376f4a5da206eb1815ad1489), if available, for the given pest.</i>
Target population area (ha)	<i>Optional</i> If available, introduce the number of hectares of the target population for the given pest.
Sampled area of the total population area (ha)	<i>Optional</i> If available, introduce the number of hectares surveyed out of the total area of the target population.
Plant material /commodity	Mandatory A list with all the options is displayed: select the relevant commodities. It is possible to select more than one option.
Host plants (list of plant species)	<i>Optional</i> To introduce the list of plant species it is necessary to start typing the scientific name of the plant or its EPPO code in the box provided, and then the plant can be selected from the list that will displayed. To enter more than one plant, this operation needs to be repeated for each plant.
Season of the year when the programme will be implemented:	Mandatory A list with all the months of the year is displayed: select the months of the year when the survey will be implemented. It is possible to select more than one option.
Surveillance method (Survey details)	Mandatory A list with the different methods is displayed: select the methods that will be used for carrying out the survey: Sampling When selecting this option, new fields appear in the system to provide: - <i>Number of visual examinations</i> : introduce number of visual examinations planned - <i>Number of samples</i> : introduce number of samples planned - <i>Trapping</i> : select the type of traps and indicate the number for each type of trap. The total number of traps will be automatically completed from the information provided above.
	Testing When selecting this option, the list of tests is displayed: indicate which tests will be used and indicate the number for each test.

	<p>The total number of tests will be automatically completed from the information provided above.</p> <p>Other measures</p> <p>Indicate which other measures that will be used in the survey.</p> <p>To do so:</p> <ul style="list-style-type: none"> - Check the box “Other measures (indicate)” - Click on “Add” - Write the name of the measures - Provide the <i>number of other measures</i> and a <i>justification for the measures</i>
Comments:	<p><i>Optional</i></p> <p>Add any relevant information.</p>
Attachments	<p><i>Optional</i></p> <p>Add any relevant attachment.</p>

➔ Once you have introduced all the information, click on **“Save”**.

Note: Repeat these actions until you complete the survey for each pest in the list.

➔ Once you have entered all the technical information for every pest to be included in this section, surveys outside demarcated areas, move on to **“5.B Eradication/Containment (Technical)”**.

3.3.2 Block 5.B- Eradication/Containment (Technical)

The procedure to complete the eradication or containment technical information in section 5.B is the similar to the one explained for section 5.A.:

The screenshot shows the software interface for Block 5.B: Eradication / Containment (Technical). On the left, a navigation menu lists various sections, with '5.B. Eradication / Containment (Technical)' highlighted and marked with a red circle '1'. The main content area displays a form for a pest named '1LIBEG - Candidatus Liberibacter spp., causal agent of Huanglong...'. A dropdown menu is open, showing a list of pests with a filter box, marked with a red circle '2'. The form fields include 'Name of Demarcation', 'Outbreak notification', and 'Geographical location'. An 'Edit' button is visible in the top right corner, marked with a red circle '3'.

- ➔ For each pest for which eradication or containment measures will be included in the Phytosanitary programme, add as many demarcated areas as needed, by clicking on “**Add New DA**”:

Note: If you click on “**Delete DA**” the DA selected will be removed:

This action is irreversible but you will need to confirm it to proceed with it:

When you add a new demarcated area, a new tab will appear on top of the form:

➔ Click on the tabs to provide for each demarcated area the information listed below:

Name of Demarcated Area	<i>Mandatory</i> Provide the name of the demarcated area (<i>free text</i>)
Outbreak notification number	<i>Mandatory</i> Provide the EUROPHTY-Outbreak notification number (<i>free text</i>)
Geographical location	<i>Mandatory</i> Please provide the name of the geographical location of the outbreak, using at least NUTS2
Geographical location (attachments)	<i>Optional</i> Add attachments
Objectives pursued:	In this field, by default is already selected one option, you need to check the correct one based on the approach followed: <i>Eradication</i> or <i>Containment</i>
Summary of the situation	<i>Mandatory</i> Explain what is the situation of the outbreak (<i>free text</i>)
Demarcated area:	<i>Mandatory</i> Indicate the size of the buffer zone (BZ), the size of the infected/infested zones (IZ), the number of buffer zones in the DA and the number of infected/infested zones in the DA. The total size of the DA will be automatically calculated.
Reference to national legislation where applicable.	<i>Optional</i> If applicable, include the reference to the national legislation to eradicate or contain the specific pest, if applicable. (<i>free text</i>)
Attachments	<i>Optional</i> Add any relevant attachment
Reference to the most recent SANTE audit report, if applicable, and how recommendations have been addressed.	If applicable, provide as much details as possible (<i>free text</i>)
Measures planned <i>Mandatory</i> Summary of activities to be carried out, including reference to the legal obligations in the specific EU measures (you can add attachments and in also a summary of activities to be carried out). Select those measures that will be carried out (it is possible to select more than one measure)	Monitoring¹
	Removal and destruction²
	Vector control³
	Other measures⁴
Action plan for management of the demarcated area	Upload any relevant document

¹ If you select *Monitoring*, an additional section will appear at the bottom of the form:

The screenshot shows a web form titled "Block 5.B: Eradication / Containment (Technical)". The pest is identified as "1LIBEG - Candidatus Liberibacter spp., causal agent of Huanglongbing disease of citrus/citrus greening". The form includes a "Monitoring" section with two options: "Buffer zone" and "Infected/Infested zone", each with an "Add New" button. The "Monitoring" section is highlighted with a red border.

➔ Indicate the survey areas *Buffer Zone* or *Infected/Infested Zone (BZ/IZ)*: click on “**Add new**” to register a new BZ or IZ.

➔ For each BZ or IZ added, provide the following information:

- **Zone name;**
- **Survey sites;**
- **Risk areas identified;**
- **Risk areas inspected;**
- **Plant materials / Commodity;**
- **List of host plant species:** enter the plant code or name:

The screenshot shows a section titled "List of host plants species". It contains a list of plant species with their codes and names: 1ACIDF - Acidaminococcaceae, 1BFEG - Alfredia, and 1ADTG - Adenostyles. Below the list is a text input field labeled "Enter plant code or name" with a red border.

Note: the plant species added will be listed above. If you want to remove one or more, click on the *bin* icon.

- **Timing;**

– Indications of planned survey activities, depending on the specific requirements of the pest.
For each plant species added, provide:

- **Number of visual examinations**
- **Number of samples**
- **Number of asymptomatic samples**

Indications of planned survey activities, depending on the specific requirements of the pest	
Number of visual examinations	Total number of visual examinations: 0
1ACIDF - Acidaminococcaceae	Number of visual examinations
1BFEG - Alfredia	Number of visual examinations
1ADTG - Adenostyles	Number of visual examinations
Number of samples	Total number of samples: 0
1ACIDF - Acidaminococcaceae	Number of samples
1BFEG - Alfredia	Number of samples
1ADTG - Adenostyles	Number of samples
Number of asymptomatic samples	Total number of asymptomatic samples: 0
1ACIDF - Acidaminococcaceae	Number of asymptomatic samples
1BFEG - Alfredia	Number of asymptomatic samples
1ADTG - Adenostyles	Number of asymptomatic samples

Note: these fields will become editable only if you add plants species

- **Type of traps:** for each trap selected indicate the number;
- **Type of tests:** for each plant indicate the number of tests carried on, per type;
- **Other measures:** per each measure selected indicate the number;
- **Comments.**

All the BZ/IZ added will be listed in Block 5.B. under the corresponding pest:

Monitoring

Buffer zone	<input type="button" value="Hide all"/> <input type="button" value="Show all"/>	<input type="button" value="BZ 1"/> <input type="button" value="BZ 2"/> <input type="button" value="BZ 3"/>	<input type="button" value="Add New"/>
Infected/Infested zone	<input type="button" value="Hide all"/> <input type="button" value="Show all"/>	<input type="button" value="IZ 1"/> <input type="button" value="IZ 2"/>	<input type="button" value="Add New"/>

You can use these buttons to hide or show them in bulk

Or select them individually

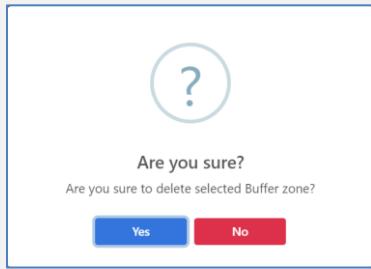
Add new zones

➔ If you want to delete a specific BZ or IZ, select its tab and the button “Delete” will appear:

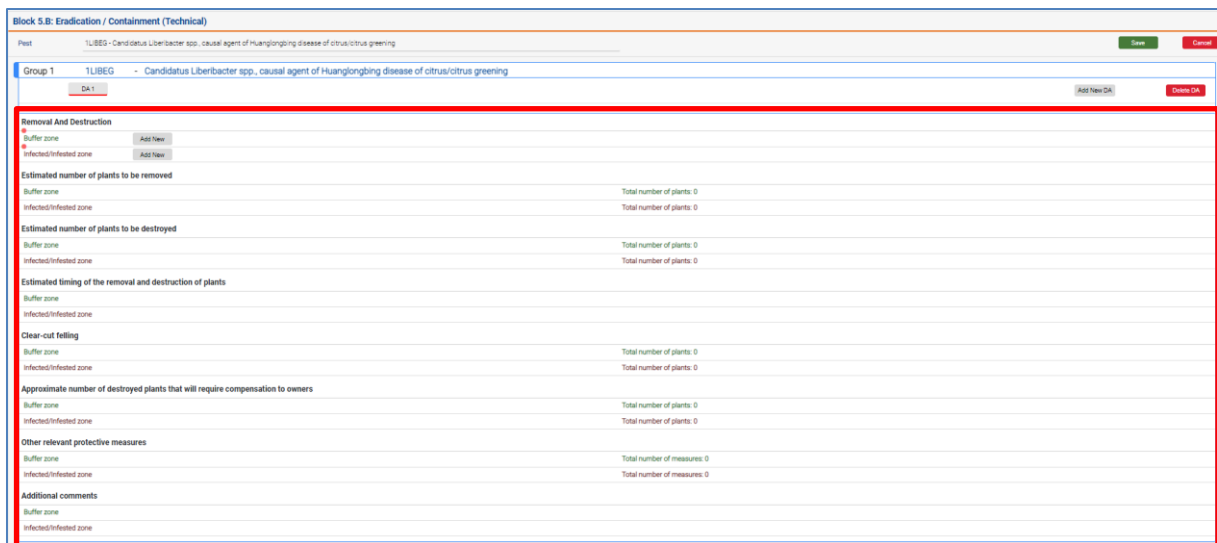
Monitoring

Buffer zone	<input type="button" value="Hide all"/> <input type="button" value="Show all"/>	<input type="button" value="BZ 1"/> <input style="border: 2px solid red; border-radius: 50%; padding: 2px 10px;" type="button" value="BZ 2"/> <input type="button" value="BZ 3"/>	<input type="button" value="Add New"/>	<input style="border: 2px solid red; padding: 2px 10px;" type="button" value="Delete"/>
-------------	---------------------------------------------------------------------------------	-----------------------------------------------------------------------------------------------------------------------------------------------------------------------------------	----------------------------------------	-----------------------------------------------------------------------------------------

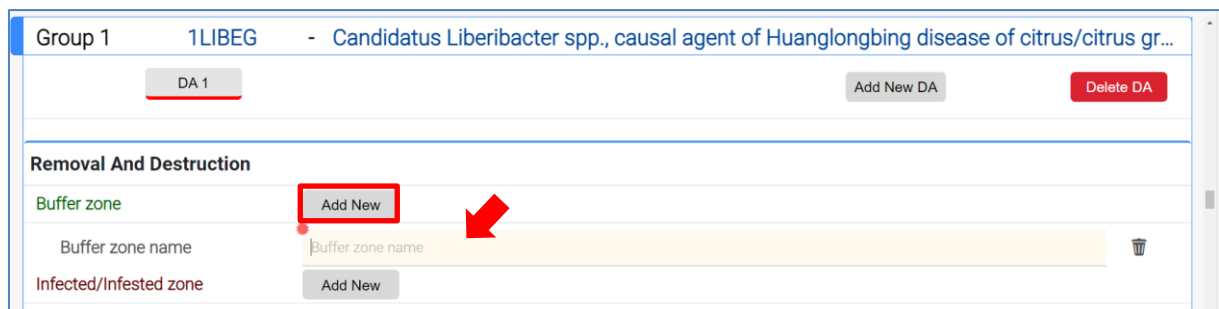
Note: This action is irreversible but you will need to confirm it to proceed with it:



² If you select *Removal and destruction*, an additional section will appear at the end of the form:



➔ Indicate the survey areas: click on **“Add new”** to register a new BZ or IZ and insert the zone name:



Note: the names will be kept automatically for the rest of the section. If you wish to delete a zone, click on the *bin* icon.

➔ For each zone added provide:

- **Estimated number of plants to be removed** (enter the plant code or name to activate the fields):

Estimated number of plants to be removed		
Buffer zone		Total number of plants: 0
test buffer zone	Enter plant code or name	Total number of plants: 0
Asteriaceae	aca	Estimated number of plants to be removed - Number of plants
Infected/Infested zone		Total number of plants: 0
test infected/infested zone	Enter plant code or name	Total number of plants: 0
Estimated number of plants to be destroyed		
Buffer zone		Total number of plants: 0

- **Estimated number of plants to be destroyed** (enter the plant code or name to activate the fields):

Estimated number of plants to be destroyed		
Buffer zone		Total number of plants: 0
test buffer zone	Enter plant code or name	Total number of plants: 0
Acerentomidae	aca	Estimated number of plants to be destroyed - Number of plants
Infected/Infested zone		Total number of plants: 0
test infected/infested zone	Enter plant code or name	Total number of plants: 0
Estimated timing of the removal and destruction of plants		
Buffer zone		

- **Estimated timing of the removal and destruction of plants:** for each zone, select the related month(s).

If you want, you can add any comment relevant to the timing of the removal and destruction of plants in the free text field (*optional*):

Estimated timing of the removal and destruction of plants		
Buffer zone		
test buffer zone	Please add any comment relevant to the timing of the removal and destruction of plants (free text)	<input checked="" type="checkbox"/> January <input type="checkbox"/> February <input type="checkbox"/> March <input type="checkbox"/> April <input checked="" type="checkbox"/> May <input type="checkbox"/> June <input type="checkbox"/> July <input type="checkbox"/> August <input type="checkbox"/> September <input type="checkbox"/> October <input type="checkbox"/> November <input type="checkbox"/> December
Infected/infested zone		
test infected/infested zone	Please add any comment relevant to the timing of the removal and destruction of plants (free text)	<input type="checkbox"/> January <input checked="" type="checkbox"/> February <input type="checkbox"/> March <input checked="" type="checkbox"/> April <input type="checkbox"/> May <input type="checkbox"/> June <input type="checkbox"/> July

- **Clear-cut felling** (enter the plant code or name to activate the fields):

Clear-cut felling			Total number of plants: 0
Buffer zone			
test buffer zone	Enter plant code or name	aca	Total number of plants: 0
<div style="border: 1px solid gray; padding: 2px;"> 1AAESG - Acalles 1AAPG - Anacamptis 1AAQG - Acampe 1AASPG - Acanthaspidiotus 1ABACG - Abacarus 1ABAG - Arracacia 1ABRHG - Acanthobrahmaea </div>			
Infected/Infested zone			
test infected/infested zone	Enter plant code or name		Total number of plants: 0
Approximate number of destroyed plants that will require compensation to owners			
Buffer zone			
test buffer zone	Enter plant code or name		Total number of plants: 0

- **Approximate number of destroyed plants that will require compensation to owners** (enter the plant code or name to activate the fields):

Approximate number of destroyed plants that will require compensation to owners			Total number of plants: 0
Buffer zone			
test buffer zone	Enter plant code or name	ac	Total number of plants: 0
<div style="border: 1px solid gray; padding: 2px;"> 1AACG - Aceras 1AAESG - Acalles 1AAHG - Acrachne 1AAQG - Aconitum 1AAPG - Anacamptis 1AAQG - Acampe 1AARG - Acrocomia </div>			
Infected/Infested zone			
test infected/infested zone	Enter plant code or name		Total number of plants: 0
Other relevant protective measures			
Buffer zone			
			Total number of measures: 0

- **Other relevant protective measures** (click on “Add new” to activate the fields and insert the name of the measure and the number):

Other relevant protective measures			Total number of measures: 0
Buffer zone			
test buffer zone		Add New	Total number of measures: 0
<div style="border: 1px solid gray; padding: 2px;"> Other relevant protective measures - Measure name </div>			
<div style="border: 1px solid gray; padding: 2px;"> Other relevant protective measures - Number of measures </div>			
Infected/Infested zone			
test infected/infested zone		Add New	Total number of measures: 0

- **Additional comments** (for each zone add any relevant comment in the free text field):

Buffer zone	
test buffer zone	Additional comments - Free text(Removal And Destruction)
Characters: (0/10000)	
Infected/Infested zone	
test infected/infested zone	Additional comments - Free text(Removal And Destruction)

³ If you select *Vector control*, an additional section will appear at the end of the form:

➔ Indicate the survey areas, click on “**Add new**” to register a new BZ or IZ.

➔ For each BZ or IZ provide the following information:

- **Zone name** (Vector control Buffer zone);
- **Survey sites;**
- **Risk areas identified;**
- **Risk areas inspected;**
- **List of vector species:** enter the plant code or name:

Note: the plant species added will be listed above. If you want to remove one or more, click on the *bin* icon.

- **Timing;**

For each plant species added, provide:

- **Number of samples**
- **Types of trap**
- **Types of test**
- **Comments.**

⁴ If you select *Other measures*: an additional section will appear at the end of the form:

The screenshot shows a web form for a pest group. At the top, it says "Group 1 1LIBEG - Candidatus Liberibacter spp., causal agent of Huanglongbing disease of citrus/citrus greening". Below this, there is a "DA 1" label, an "Add New DA" button, and a "Delete DA" button. A dashed box indicates an upload area with an "Upload" button. The "Other measures" section is highlighted with a red border and contains two unchecked checkboxes: "Awareness raising campaigns" and "Other".

➔ Indicate which other measures have been put in place:

- **Awareness raising campaigns**
- **Other**

➔ Provide a description in the free text fields (*mandatory*):

This screenshot shows the "Other measures" section after selection. The "Awareness raising campaigns" and "Other" checkboxes are now checked. Below each checked checkbox is a red asterisk icon and a text input field with the placeholder text "Please describe the awareness raising campaigns (free text) up to 4000 characters" and "Please describe the other measures (free text) up to 4000 characters" respectively. The input fields have a double-slash icon at the bottom right.

Note: You can modify any information inserted by going back to 5.A or 5.B, using the navigation menu, selecting the pest that you wish to revise and clicking on "**Edit**".

All the information that you insert in Blocks 5.A and 5.B will be summarised in “**5. Technical Information**”:

➔ Click on the corresponding tab “*5.A. Surveys (technical)*” or “*5.B. Eradication/containment (Technical)*” to consult the data:

Navigation Menu		Block 5: Technical information							
		5.A. Surveys (Technical)				5.B. Eradication / Containment (Technical)			
1.0 Pests surveyed in groups	2.0 Pest	3.0 Pest status	4.0 Group of Pests	5.0 Geographical location	6.0 Survey sites	7.0 Risk areas	8.0 Target population area	9.0 Sampled area of the total population area (ha)	
	Candidatus Liberibacter spp., causal agent of Huanglongbing disease of citrus/citrus greening	Absent		test					
	Agrilus anxius	Absent: intercepted only;		test					
	Agrilus planipennis	Intercepted		test					

Note: You have the possibility to sort your data by inserting specific search criteria in the search field:

Block 5: Technical information		
5.A. Surveys (Technical)	5.B. Eradication / Containment (Technical)	Find anything

In case some information is missing, the table will show “**No Data!**”:

Navigation Menu		Block 5: Technical information							
		5.A. Surveys (Technical)				5.B. Eradication / Containment (Technical)			
1.0 Pests surveyed in groups	2.0 Pest	3.0 Pest status	4.0 Group of Pests	5.0 Geographical location	6.0 Survey sites	7.0 Risk areas	8.0 Target population area	9.0 Sampled area of the total population area (ha)	
	Candidatus Liberibacter spp., causal agent of Huanglongbing disease of citrus/citrus greening	Absent		No Data!					
	Agrilus anxius	Absent: Pest eradicated;		No Data!	1.1 Field (arable, pasture) 1.3 Nursery 2.1 Private gardens 2.3 Conservation area				
group1	Agrilus planipennis	Intercepted		No Data!					

Once you have completed Block 5, you can move to the next section.

The information entered and saved in sections 5.A and 5.B will be reflected in **Block 6 - “Financial Information”**, respectively in *Block 6.A* and *Block 6.B*.

3.4 Block 6

In this block, the data related to your monitoring and eradication or containment activities will be processed and translated into financial terms.

Note: Activities indicated as ineligible after the evaluation phase in the technical part should be removed as well from the financial part (current section).

This section is divided in:

- Block 6.A – Monitoring (Financial):** this section collects the financial data related to monitoring activities. Here, the "Number of activities" has to be presented per Pest Group (1-4).
- Block 6.B- Eradication/Containment (Financial):** this section collects the financial data related to eradication/containment activities. Here, the "Number of activities" has to be presented per Pest (Group 1-5).

3.4.1 6.A Monitoring (Financial)

➔ Go to “6.A Monitoring (Financial)” using the navigation menu:

Pest Group	Technical measure - Sampling	Number of activities (annual)	Estimated Cost per activity (to be defined)	Total estimated cost in EUR (100%)	Co-funded rate (50% or 75%)	
1	Number of hours	0	€0.00	€0.00	€0.00	
2	Number of hours	0	€0.00	€0.00	€0.00	
3	Number of hours	0	€0.00	€0.00	€0.00	
4	Number of hours	0	€0.00	€0.00	€0.00	
5	Number of hours	0	€0.00	€0.00	€0.00	
Include contract activities: No						
Pest Group	Technical measure - Testing	Number of activities (annual)	Estimated Cost per activity (to be defined)	Total estimated cost in EUR (100%)	Co-funded rate (50% or 75%)	
Include contract activities: No						
Pest Group	Technical measure - Other	Number of activities (annual)	Estimated Cost per activity (to be defined)	Total estimated cost in EUR (100%)	Co-funded rate (50% or 75%)	
Include contract activities: No						
Type of activity	Pest Group	Type of measure	Number of activities (annual)	Estimated Cost per activity (to be defined)	Total estimated cost in EUR (100%)	Co-funded rate (50% or 75%)
				Direct costs	€0.00	€0.00
				7 % flat rate calculated on the basis of all eligible direct costs	€0.00	€0.00
				Total	€0.00	€0.00

The panel is divided in the following sections:

(1) Sampling (Only official costs)

(2) Testing (Only official costs)

(3) Other. Exceptional and duly justified cases, costs incurred in carrying out necessary measures other than those referred to in points (1) and (2)

(4) Cost of service contracts with third parties in execute part of the measures: the data that you insert will appear under this section.

Note: As you will notice, Section (4) is only available if you answer “Yes” to the question “Do you wish to indicate contract activities?”


(5) Financial summary: this is a summary table of the budget distribution of the application and aggregated figures for all sections

3.4.1.1 Sampling (Only official costs)

Technical information from Block 5.A is automatically retrieved in Block 6.A:

Here you need to insert the corresponding "Number of hours" and "Estimated Cost per activity" per group.

➔ Click on "Edit" to activate the fields and start inserting your data:

Block 6.A: Monitoring (Financial) 

[Edit](#)

Pest Group	Technical measures - Sampling	Number of activities (annual)	Estimated Cost per activity (to be defined)	Total estimated cost in EUR (100%)	Co-funded rate (50% or 75%)
1	Number of visual examinations	100			
1	Number of samples	100			
1	Number of traps	100			
2	Number of visual examinations	200			
2	Number of samples	200			
1	Number of hours	0	€0.00	€0.00	€0.00
2	Number of hours	0	€0.00	€0.00	€0.00

Include contract activities: Yes

As you will notice, also the technical activities data are editable.

➔ Insert the values related to *Number of activities (annual)* and *Estimated cost per activity (to be defined)*:

(1) Sampling (Only Official costs)

Pest Group	Technical measures - Sampling	Number of activities (annual)	Estimated Cost per activity (to be defined)	Total estimated cost in EUR (100%)	Co-funded rate (50% or 75%)
1	Number of visual examinations	100			
1	Number of samples	100			
1	Number of traps	100			
2	Number of visual examinations	200			
2	Number of samples	200			
1	Number of hours	413.2	€29.70	€12,272.04	€9,204.03
2	Number of hours	413.2	€29.70	€12,272.04	€9,204.03

➔ Click on "Yes" to add contract activities for the related section:

Do you wish to indicate contract activities? Yes No

A new editable field will appear under section (4) *Cost of service contracts with third parties in execute part of the measures.*

(4) Cost of service contracts with third parties to execute part of the measures					
Pest Group	Technical measures - Sampling	Number of activities (annual)	Estimated Cost per activity (to be defined)	Total estimated cost in EUR (100%)	Co-funded rate (50% or 75%)
1 -	Number of hours	413.2	€ 34.6	€14,296.72	€10,722.54
2 -	Number of hours	413.2	€ 34.6	€14,296.72	€10,722.54
Add New Sampling					
Pest Group	Technical measures - Testing	Number of activities (annual)	Estimated Cost per activity (to be defined)	Total estimated cost in EUR (100%)	Co-funded rate (50% or 75%)
1 -	EU/SA	10	€ 7.5	€75.00	€56.25
2 -	Biotest	40	€ 14	€480.00	€360.00
Add New Testing					
Pest Group	Technical measures - Other	Number of activities (annual)	Estimated Cost per activity (to be defined)	Total estimated cost in EUR (100%)	Co-funded rate (50% or 75%)
1 -	Sniffer dogs	5	€ 10	€50.00	€37.50
2 -	Sniffer dogs	15	€ 10	€150.00	€112.50
Add New Other Measures					

The values will be presented on an aggregated basis per each pest group.

➔ Select the group from the dropdown menu under “**Pest Group**”:

(4) Cost of service contracts with third parties to execute part of the measures					
Pest Group	Technical measures - Sampling	Number of activities (annual)	Estimated Cost per activity (to be defined)	Total estimated cost in EUR (100%)	Co-funded rate (50% or 75%)
▼		0	€ 0	€0.00	€0.00
Add New Sampling					

➔ For each pest group, provide the following data:

- **Technical measures for sampling:** *number of visual examinations, number of samples, number of traps, number of hours:*

(4) Cost of service contracts with third parties to execute part of the measures					
Pest Group	Technical measures - Sampling	Number of activities (annual)	Estimated Cost per activity (to be defined)	Total estimated cost in EUR (100%)	Co-funded rate (50% or 75%)
▼		0	€ 0		
Add New Sampling					
<div style="border: 1px solid red; padding: 5px;"> Number of visual examinations Number of samples Number of traps Number of hours </div>					
(5) Financial measures					
Type	Type of measure	Number of activities (annual)	Estimated Cost range per activity MIN / MAX / € (to be defined)	Total estimated cost in EUR (100%)	Co-funded rate (50% or 75%)

Note: The item “**Number of hours**” represents the total number of hours per year taking place from official personnel in order to perform the sampling activities.

- **Number of activities (annual);**
- **Estimated Cost per activity (to be defined);**

Note: For sampling activities only the figures from the fields “**Number of hours**” are taken into account while computing the total amount of this section.

The cost per hour should be in line with the cost methodology: *Number of hours* (to be inserted) X *Estimated costs* (to be inserted by JRC Unit cost methodology) = Total estimated cost in EUR

- ➔ To insert the information for sampling activities for other pest groups, click on **“Add New Sampling”**:

(4) Cost of service contracts with third parties to execute part of the measures

Pest Group	Technical measures - Sampling	Number of activities (annual)	Estimated Cost per activity (to be defined)	Total estimated cost in EUR (100%)	Co-funded rate (50% or 75%)
		0	€ 0	€0.00	€0.00
Add New Sampling					

- ➔ Once you have completed this section, click **“Save”** and a summary of the inserted data will be displayed under *(5) Financial Summary*.
- ➔ You can move to the next section.

3.4.1.2 Testing (Only official costs)

As in the previous section, information about testing is automatically retrieved from Block 5.A.

Here, you need to insert the corresponding **“Estimated Cost per activity”** per each activity and each Pest Group.

- ➔ Click on **“Edit”** to activate the fields and start inserting your data:

(2) Testing (Only Official costs)

Pest Group	Technical measures - Testing	Number of activities (annual)	Estimated Cost per activity (to be defined)	Total estimated cost in EUR (100%)	Co-funded rate (50% or 75%)
1	Biotest	50	€0.00	€0.00	€0.00
1	ELISA	20	€0.00	€0.00	€0.00
2	Biotest	10	€0.00	€0.00	€0.00
3	Real-time-PCR	35	€0.00	€0.00	€0.00
3	IF Test	20	€0.00	€0.00	€0.00
3	ELISA	30	€0.00	€0.00	€0.00

Include contract activities: No

- ➔ Provide the estimated cost per activity and then click on **“Yes”** to add contract activities for the related section:

(2) Testing (Only Official costs)

Pest Group	Technical measures - Testing	Number of activities (annual)	Estimated Cost per activity (to be defined)	Total estimated cost in EUR (100%)	Co-funded rate (50% or 75%)
1	Biotest	50	€ 0	€0.00	€0.00
1	ELISA	20	€ 0	€0.00	€0.00
2	Biotest	10	€ 0	€0.00	€0.00
3	Real-time-PCR	35	€ 0	€0.00	€0.00
3	IF Test	20	€ 0	€0.00	€0.00
3	ELISA	30	€ 0	€0.00	€0.00

Do you wish to indicate contract activities? Yes No

A new editable field will appear under section (4) *Cost of service contracts with third parties in execute part of the measures*:

Pest Group	Technical measures - Testing	Number of activities (annual)	Estimated Cost per activity (to be defined)	Total estimated cost in EUR (100%)	Co-funded rate (50% or 75%)
1	Biotest	50	€ 0	€0.00	€0.00
1	ELISA	20	€ 0	€0.00	€0.00
2	Biotest	10	€ 0	€0.00	€0.00
3	Real-time-PCR	55	€ 0	€0.00	€0.00
3	IF Test	20	€ 0	€0.00	€0.00
3	ELISA	30	€ 0	€0.00	€0.00

Do you wish to indicate contract activities? Yes No

(3) Other, Exceptional and duly justified cases, the costs incurred in carrying out necessary measures other than those referred to in points (1) and (2)

(4) Cost of service contracts with third parties to execute part of the measures

Pest Group	Technical measures - Sampling	Number of activities (annual)	Estimated Cost per activity (to be defined)	Total estimated cost in EUR (100%)	Co-funded rate (50% or 75%)
-	-	0	€ 0	€0.00	€0.00

Add New Sampling

Pest Group	Technical measures - Testing	Number of activities (annual)	Estimated Cost per activity (to be defined)	Total estimated cost in EUR (100%)	Co-funded rate (50% or 75%)
-	-	0	€ 0	€0.00	€0.00

Add New Testing

➔ To insert the information for testing, click on **“Add New Testing”**:

Pest Group	Technical measures - Testing	Number of activities (annual)	Estimated Cost per activity (to be defined)	Total estimated cost in EUR (100%)	Co-funded rate (50% or 75%)
Add New Testing					

➔ Select the group from the dropdown menu under **“Pest Group”** and, for each of them, provide the following data:

- **Technical measures for testing:**

Pest Group	Technical measures - Sampling	Number of activities (annual)	Estimated Cost per activity (to be defined)	Total estimated cost in EUR (100%)	Co-funded rate (50% or 75%)
1	Number of visual examinations	0	€ 0		

Add New Sampling

Pest Group	Technical measures - Testing	Number of activities (annual)	Estimated Cost per activity (to be defined)	Total estimated cost in EUR (100%)	Co-funded rate (50% or 75%)
-	-	0	€ 0		

Add New Testing

(5) Financial Summary

Type of measure	Number of activities (annual)	Estimated Cost range per activity MIN / MAX / € (to be defined)	Total estimated cost in EUR (100%)	Co-funded rate (50% or 75%)
1, Microscopically Identification	number of hours			
1, Molecular Testing	number of hours			
1, Morphological Identification	number of hours			
1, Nutritional and Enzymatic Tests	number of hours			

- **Number of activities (annual);**
- **Estimated cost per activity (to be defined):** the testing to be inserted here could be the number of the specific tests (ex. PCR or ELISA).

➔ Once you have completed this section, click **“Save”** and a summary of the inserted data will be displayed under (5) *Financial Summary*.

➔ You can move to the next section.

3.4.1.3 Other. Exceptional and duly justified cases, the costs incurred in carrying out necessary measures other than those referred to in points (1) and (2)

➔ Click on “**Edit**” and then on “**Yes**” to add contract activities for the related section.

A new editable field will appear under section (4) *Cost of service contracts with third parties in execute part of the measures:*

Pest Group	Technical measures - Other	Number of activities (annual)	Estimated Cost per activity (to be defined)	Total estimated cost in EUR (100%)	Co-funded rate (50% or 75%)
Do you wish to indicate contract activities? <input type="checkbox"/> No					
(4) Cost of service contracts with third parties to execute part of the measures					
Technical measures - Sampling					
1	Number of samples	100	€ 0	€0.00	€0.00
2	Number of samples	100	€ 0	€0.00	€0.00
3	Number of visual examinations	100	€ 0	€0.00	€0.00
4	Number of traps	100	€ 0	€0.00	€0.00
5	Number of samples	100	€ 0	€0.00	€0.00
6	Number of hours	100	€ 1.50	€1,500.00	€1,125.00
7	Number of hours	50	€ 1.20	€1,200.00	€750.00
8	Number of hours	30	€ 1.80	€540.00	€180.00
9	Number of hours	50	€ 1.20	€1,450.00	€1,200.00
10	Number of hours	20	€ 1.80	€180.00	€135.00
Add New Sampling					
Technical measures - Testing					
1	Bioset	50	€ 1.12	€560.00	€460.00
2	ELISA	20	€ 1.20	€420.00	€300.00
3	Bioset	10	€ 1.12	€120.00	€90.00
4	ELISA	30	€ 1.20	€600.00	€480.00
5	IF Test	20	€ 1.10	€200.00	€150.00
6	Realtime-PCR	10	€ 1.10	€300.00	€262.50
Add New Testing					
Pest Group	Technical measures - Other	Number of activities (annual)	Estimated Cost per activity (to be defined)	Total estimated cost in EUR (100%)	Co-funded rate (50% or 75%)
	Activity name (Other contracts) (SA)	0	€ 0	€0.00	€0.00
Add New Other Measures					

➔ To insert the information for sampling activities, click on “**Add Other Measures**”:

Pest Group	Technical measures - Other	Number of activities (annual)	Estimated Cost per activity (to be defined)	Total estimated cost in EUR (100%)	Co-funded rate (50% or 75%)
	Activity name (Other contracts) (SA)	0	€ 0	€0.00	€0.00
Add New Other Measures					

For **Other** measures, you are supposed to insert only their “**Estimated Cost per activity**” per each activity and each pest group.

➔ Select the group from the dropdown menu under “**Pest Group**” and, for each of them, provide the following data:

- **Technical measures- other:** this is a free text field;
- **Number of activities (annual);**
- **Estimated cost per activity (to be defined);**

➔ Once you have completed this section, click “**Save**” and a summary of the inserted data will be displayed under (5) *Financial Summary*.

➔ When you have entered all the financial information in section 6.A, click on “**6.B Eradication/Containment (Financial)**”.

3.4.2 6.B Eradication/Containment (Financial)

➔ Go to “6.B Eradication/Containment (Financial)” using the navigation menu and start inserting your data per each pest, selecting them from the drop down menu:

The page corresponding to the pest selected will be shown below:

Block 6.B: Eradication / Containment (Financial)					
Pest	1POMAG - Pomacea				
(1) Sampling (Only Official costs)					
Type of measure	Technical measure	Number of activities (defined)	Estimated cost per activity (to be defined)	Total estimated cost in EUR (100%)	Co-funded rate (50% or 75%)
Number of traps		0	40.00	40.00	40.00
Include contract activities: No					
(2) Testing (Only Official costs)					
Type of measure	Technical measure	Number of activities (defined)	Estimated cost per activity (to be defined)	Total estimated cost in EUR (100%)	Co-funded rate (50% or 75%)
Include contract activities: No					
(3) Other: Exceptional and duly justified cases, the costs incurred in carrying out necessary measures other than those referred to in points (1) and (2)					
Type of measure	Technical measure	Number of activities (defined)	Estimated cost per activity (to be defined)	Total estimated cost in EUR (100%)	Co-funded rate (50% or 75%)
IC		0	40.00	40.00	40.00
IC		0	40.00	40.00	40.00
Include contract activities: No					
(4) Cost of compensating the operators or owners concerned for the treatment, the destruction and subsequent removal of plants, of plant products and of other objects, and for the cleaning and disinfection of premises, land, water, soil, growing media, facilities, machinery and equipment;					
Type of measure	Technical measure	Number of activities (defined)	Estimated cost per activity (to be defined)	Total estimated cost in EUR (100%)	Co-funded rate (50% or 75%)
IC (1)		0	40.00	40.00	40.00
IC (1)		0	40.00	40.00	40.00
IC (1)		0	40.00	40.00	40.00
IC (2)		0	40.00	40.00	40.00
IC (2)		0	40.00	40.00	40.00
IC (2)		0	40.00	40.00	40.00
Include contract activities: No					
(5) Cost of compensating the owners concerned for the value of the destroyed plants, plant products or other objects subject to the measures referred to in Articles 17, 28(1), 29(1) and 30(1) of Regulation 2016/2031, limited to the market value of such plants, plant products and other objects as if they had not been affected by those measures; the salvage value, if any, shall be deducted from the compensation;					
Type of measure	Technical measure	Number of activities (defined)	Estimated cost per activity (to be defined)	Total estimated cost in EUR (100%)	Co-funded rate (50% or 75%)
IC		0	40.00	40.00	40.00
IC		0	40.00	40.00	40.00
Include contract activities: No					
(6) Cost of service contracts with third parties to execute part of the measures					

The panel is divided in the following sections:

(1) Sampling (Only official costs)

(2) Testing (Only official costs)

(3) Other. Exceptional and duly justified cases, costs incurred in carrying out necessary measures other than those referred to in points (1) and (2)

(4) Cost of compensating the operators or owners concerned for the treatment, the destruction and subsequent removal of plants, of plant products and of other objects, and for the cleaning and disinfection of premises, land, water, soil, growing media, facilities, machinery and equipment;

(5) Cost of compensating the owners concerned for the value of the destroyed plants, plant products or other objects subject to the measures referred to in Articles 17, 28(1), 29(1) and 30(1) of Regulation 2016/2031, limited to the market value of such plants, plant products and other objects as if they had not been affected by those measures; the salvage value, if any, shall be deducted from the compensation;

(6) Cost of service contracts with third parties to execute part of the measures: the data that you insert will appear under this section.

Note: As you will notice, Section (6) is only available if you answer “**Yes**” to the question “**Do you wish to indicate contract activities?**”

The procedure to insert your activities is the same as explained for Block 6.A. Complete each section following the steps described below:

➔ Click on “**Edit**” to activate the fields

➔ Answer “**Yes**” to the question “*Do you wish to indicate contract activities?*”

➔ A corresponding field will appear under *section (6)*:

Block 6.B: Eradication / Containment (Financial)

Pest: 1LIBEG - Candidatus Liberibacter spp., causal agent of Huanglongbing disease of citrus/citrus greening Save Cancel

IC: ty 300 € 5 €1,500.00 €1,125.00

Do you wish to indicate contract activities? Yes No

(6) Cost of service contracts with third parties to execute part of the measures

Type of zone	Technical measures - Sampling	Number of activities (annual)	Estimated Cost per activity (to be defined)	Total estimated cost in EUR (100%)	Co-funded rate (50% or 75%)
IZ	Number of hours	419.2	€ 34.6	€14,296.72	€10,722.54
BZ	Number of hours	419.2	€ 34.6	€14,296.72	€10,722.54
Add New Sampling					
Type of zone	Technical measures - Testing	Number of activities (annual)	Estimated Cost per activity (to be defined)	Total estimated cost in EUR (100%)	Co-funded rate (50% or 75%)
Add New Testing					
Type of zone	Technical measures - Other	Number of activities (annual)	Estimated Cost per activity (to be defined)	Total estimated cost in EUR (100%)	Co-funded rate (50% or 75%)
BZ (R)	Technical measures - Other measures (BZ removed)	0	€ 0	€0.00	€0.00
IZ (R)	Technical measures - Other measures (IZ removed)	0	€ 0	€0.00	€0.00
BZ (D)	Technical measures - Other measures (BZ destroyed)	0	€ 0	€0.00	€0.00
IZ (D)	Technical measures - Other measures (IZ destroyed)	0	€ 0	€0.00	€0.00
BZ (C)	Technical measures - Other measures (BZ destroyed)	0	€ 0	€0.00	€0.00
IZ (C)	Technical measures - Other measures (IZ destroyed)	0	€ 0	€0.00	€0.00
Type of zone	Technical measures - Other	Number of activities (annual)	Estimated Cost per activity (to be defined)	Total estimated cost in EUR (100%)	Co-funded rate (50% or 75%)
BZ	Technical measures - Other measures (BZ)	0	€ 0	€0.00	€0.00
IZ	Technical measures - Other measures (IZ)	0	€ 0	€0.00	€0.00

➔ To insert the information for (1) sampling activities, (2) testing or (3) other measures, click on **“Add New Sampling”, “Add New Testing” or “Add New Other Measures”**

➔ Select the type of zone from the dropdown menu under **“Type of Zone”** and provide the following data:

- **Number of activities (annual);**
- **Estimated Cost per activity (to be defined);**

Note:

- In section (1) *Sampling (Only official costs)*, you have to insert also the **“Number of activities (annual)”** and the **“Estimated Cost per activity (to be defined)”**, just as explained in Block 6.A:

(1) Sampling (Only Official costs)

Type of measure	Technical measures - Sampling	Number of activities (annual)	Estimated Cost per activity (to be defined)	Total estimated cost in EUR (100%)	Co-funded rate (50% or 75%)
	Number of hours	0	€ 0	€0.00	€0.00

Do you wish to indicate contract activities? Yes No

- In section (3) *Other. Exceptional and duly justified cases, the costs incurred in carrying out necessary measures other than those referred to in points (1) and (2) technical measures and number of activities will be retrieved directly from Block 5.B, and you have to specify only the “Estimated Cost per activity (to be defined)”* for each type of zone added:

(3) Other. Exceptional and duly justified cases, the costs incurred in carrying out necessary measures other than those referred to in points (1) and (2)

Type of measure / Zone	Technical measures - Other	Number of activities (annual)	Estimated Cost per activity (to be defined)	Total estimated cost in EUR (100%)	Co-funded rate (50% or 75%)
Other	Sniffer dogs	10	€0.00	€0.00	€0.00
BZ		0	€0.00	€0.00	€0.00
IZ		0	€0.00	€0.00	€0.00
Include contract activities:		No			

- In section (4) *Cost of compensating the operators or owners concerned for the treatment, the destruction and subsequent removal of plants, of plant products and of other objects, and for the cleaning and disinfection of premises, land, water, soil, growing media, facilities, machinery and equipment, technical measures and number of activities will be retrieved directly from Block 5.B, and you have to specify only the “Estimated Cost per activity (to be defined)”* for each type of zone added:

(4) Cost of compensating the operators or owners concerned for the treatment, the destruction and subsequent removal of plants, of plant products and of other objects, and for the cleaning and disinfection of premises, land, water, soil, growing media, facilities, machinery and equipment;

Type of zone	Technical measures - Other	Number of activities (annual)	Estimated Cost per activity (to be defined)	Total estimated cost in EUR (100%)	Co-funded rate (50% or 75%)
BZ (R)		12	€0.00	€0.00	€0.00
IZ (R)		13	€0.00	€0.00	€0.00
BZ (D)		12	€0.00	€0.00	€0.00
IZ (D)		12	€0.00	€0.00	€0.00
BZ (C)		45	€0.00	€0.00	€0.00
IZ (C)		34	€0.00	€0.00	€0.00
Include contract activities:		No			

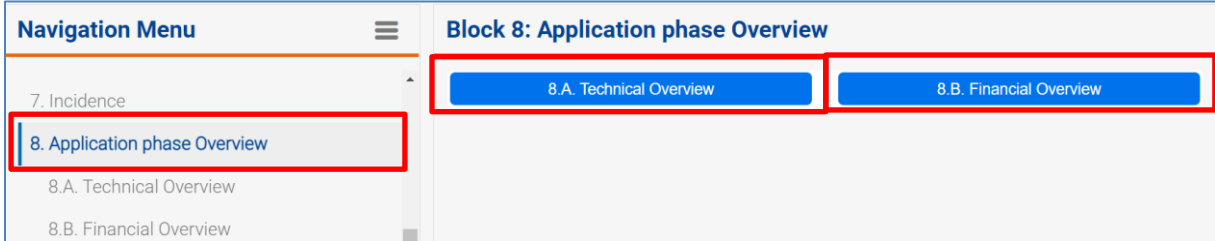
In section (5) *Cost of compensating the owners concerned for the value of the destroyed plants, plant products or other objects subject to the measures referred to in Articles 17, 28(1), 29(1) and 30(1) of Regulation 2016/2031, limited to the market value of such plants, plant products and other objects as if they had not been affected by those measures; the salvage value, if any, shall be deducted from the compensation, for each type of zone added, technical measures and number of activities will be retrieved directly from Block 5.B, and you have to specify only the “Estimated Cost per activity (to be defined)”* for each type of zone added:

(5) Cost of compensating the owners concerned for the value of the destroyed plants, plant products or other objects subject to the measures referred to in Articles 17, 28(1), 29(1) and 30(1) of Regulation 2016/2031, limited to the market value of such plants, plant products and other objects as if they had not been affected by those measures; the salvage value, if any, shall be deducted from the compensation;

Type of zone	Technical measures - Other	Number of activities (annual)	Estimated Cost per activity (to be defined)	Total estimated cost in EUR (100%)	Co-funded rate (50% or 75%)
BZ		23	€0.00	€0.00	€0.00
IZ		34	€0.00	€0.00	€0.00
Include contract activities:		No			

3.5 Block 8

In **Block 8. Application Overview**, you will find summary tables of the Technical and Financial data of the report, respectively in **8.A. Technical Overview** and **8.B. Financial Overview**:



➔ Use either the left navigation menu or the tabs in Block 8, to display the summaries:

- Block 8.A. will gather all the information from sections 5.A and 5.B, sorted per pest groups:

Block 8a: Technical Overview			
Surveys (SA)			
Group 1			
Total number of pests	7		
Total number of visual examinations	0		
Total number of samples	0		
Total number of traps	0		
Total number of baits	0		
Total number of other measures	0		
Group 2			
Group 3			
Group 4			
Total number of pests	0		
Total number of visual examinations	0		
Total number of samples	0		
Total number of traps	0		
Total number of baits	0		
Total number of other measures	0		
Eradication and containment (SB)			
Group 1			
Pest IJBEQ			
Demarcated area			
Outbreak notification number			
Geographical location			
Objectives to date			
Monitoring	I2	B2	
Removal And Destruction	I2	B2	
Vector control	I2	B2	
Pest AGRLAX			
Demarcated area			
Outbreak notification number			
Geographical location			
Objectives to date			
Monitoring	I2	B2	
Removal And Destruction	I2	B2	
Vector control	I2	B2	
Pest AGRLPL			
Demarcated area			
Outbreak notification number			

- Block 8.B. will gather all the information from sections 6.A and 6.B, divided in *Monitoring and Eradication and Containment Programmes*:

a. Field: 8 B Financial Overview Monitoring Programme

Financial summary Monitoring Programme								
Type of activity	Type of measure	Group of Pests					Total estimated cost in EUR (100%) ³	Co-funded rate (50% or 75%)
		1	2	3	4	5		
A	Sampling	€10,000.00	€2,000.00	€1,000.00	€0.00	€0.00	€13,000.00	€9,750.00
	Testing	€6,000.00	€1,000.00	€5,000.00	€0.00	€0.00	€12,000.00	€9,000.00
	Other measures	€1,000.00	€876.79	€0.00	€0.00	€0.00	€1,876.79	€1,407.59
	Contracted activities	€10,605.40	€5,000.00	€4,175.20	€0.00	€0.00	€19,780.60	€14,835.45
Direct costs:						€46,657.39	€34,993.04	
7% flat rate calculated on the basis of all eligible direct costs:						€3,266.02	€2,449.51	
TOTAL:						€49,923.41	€37,442.56	

Overview	Group 1	Group 2	Group 3	Group 4	Group 5	TOTAL
Total :	€27,605.40	€8,876.79	€10,175.20	€ -	€ -	€46,657.39
7% flat rate	€ 1,932.38	€ 621.38	€ 712.26	€ -	€ -	€ 3,266.02
Total including 7% flat rate :	€29,537.78	€9,498.17	€10,887.46	€ -	€ -	€49,923.41
Total co-funded budget Application phase	€22,153.33	€7,123.62	€ 8,165.60	€ -	€ -	€37,442.55

b. Field: 8 B Financial Overview Eradication and Containment Programme

Eradication and Containment Programme		Group of Pests					Total estimated cost in EUR (100%) ³	Co-funded rate (50% or 75%)
Type of activity	Type of measure	1	2	3	4	5		
B	Sampling							
	Testing							
	Other measures							
	Contracted activities							
	Compensation - Descturction, cleaning etc.							
	Compensation - Value of plants, products etc.							
Direct costs:								
7% flat rate calculated on the basis of all eligible direct costs:								
TOTAL:								