



Asian Games Indonesia

Palembang (Jakarta)

18 August to 2 September 2018

**Establishment of an Equine Disease
Free Zone in line with OIE
Recommendations:**

<http://www.oie.int/en/our-scientific-expertise/specific-information-and-recommendations/international-competition-horse-movement/equine-disease-free-zones/>

Asian Games since 1990



THE 12th ASIAN GAMES
HIROSHIMA 1994

1994 Hiroshima, Jepang

Rank	Nation
1	Japan
2	Chinese Taipei
	South Korea
4	Iran
	Thailand



13th ASIAN GAMES
BANGKOK 1998

1998 Bangkok, Thailand

Rank	Nation
1	Japan
2	South Korea
3	Thailand
4	Malaysia
5	India
	Kuwait



© BAGOC 1998

14th Asian Games
BUSAN 2002

Rank	Nation
1	South Korea
2	Japan
3	Philippines
4	Thailand
5	China
	India
	Malaysia



15TH ASIAN GAMES
DOHA 2006

2006 Doha, Qatar

Rank	Nation
1	Qatar
	South Korea
3	United Arab Emirates
4	Japan
5	Saudi Arabia
6	Malaysia
7	Bahrain
8	Chinese Taipei
9	India



15TH ASIAN GAMES
GUANGZHOU 2010

2010 Guangzhou, Cina

Rank	Nation
1	South Korea
2	Japan
	Saudi Arabia
4	United Arab Emirates
5	Malaysia
6	China
7	Thailand
8	Hong Kong



17th Asian Games
INCHEON 2014

2014 Incheon, Korea

Rank	Nation
1	South Korea
2	Saudi Arabia
3	Qatar
4	Japan
5	China
6	Chinese Taipei
	Hong Kong
	Indonesia

18th Asian Games

- *The equestrian competitions represent three of the 53 disciplines in the 39 sports that will be contested during the Games.*
- *They include the three Olympic disciplines of dressage, jumping and eventing.*
- *The equestrian competitions will take place on Java Island, Jakarta at the Pulomas Yaja stadium*
- *The stadium is a former race course which was completely refurbished and adapted to the needs of the three disciplines, including the construction of brandnew outdoor and covered arenas for dressage and jumping and a cross country course.*





261,115,456 People (2016 estimate)
442,602 horses (2017 statistical data)

EDFZ - Jakarta

EDFZ ZONE-DKI JAKARTA INDONESIA



Map 1: The Equine Disease Free Zone of Jakarta DKI for the Asian Games 2018

- 15.2.2018
- Core zone
 - Venue
 - 1 km removal of horses in June 2018
- Surveillance zone
 - 5 municipalities
 - veterinary responsibility of the Food Security, Marine and Agricultural Services, DKI Jakarta
 - 334 horses (90% for work)
 - about 661 km²
 - Access of horses controlled 15.2.2018
- Protection zone
 - Greater Jakarta Area
 - 1157 horses
 - 6390 km²

MASTER PLAN



MASTER PLAN JIEPP



LEGEND

- | | | | |
|--|--------------------------------------|----------------------------------|---|
| 1. Prime Building / Main Tribune | 8. Training Arena (Covered) (40x80) | 14. Cross Country Arena (3,1 km) | 20. Equipment Shed (Temporer) |
| 2. Tribun VIP (Temporer) | 9. Training Arena (62x80) | 15. Horse Stable Inc. Shower Box | 21. Pordasi Office |
| 3. Field of Play (80x100) | 10. Lunguing | 16. Rider Changing & Dining Room | 22. Horse Trailer & Athlete Bus Parking |
| 4. Warm Up Arena (75x80) | 11. Horse Walker | 17. Equine Clinic | 23. VIP Parking |
| 5. Collecting Arena (25x60) | 12. Isolation Training Arena (30x40) | 18. Storage + Utility Building | 24. Public Parking |
| 6. Trot Up Runway | 13. Isolation Stable | 19. Groom Dormitory | 25. Food & Beverages |
| 7. Cross Country (Start/ Finish Arena) | | | 26. Helipad |

ZONING: NEW DEVELOPMENT - RENOVATION



-  NEW DEVELOPMENT
-  RENOVATION :
 1. Horse Stable
 2. Tribune
 3. Parking Area



ZONING: FUNCTION

PERINTIS KEMERDEKAAN

KAYU PUTIH RAYA

- COMPETITION ARENA
- TRAINING ARENA
- VIP TRIBUN & SPECTATOR AREA
- HORSE STABLE
- ISOLATION AREA
- GROOM DORM & UTILITY - STORAGE
- EQUINE CLINIC
- VIP – OFFICIAL PARKING & LOBBY
- PUBLIC PARKING
- GARDEN & FOOD AND BEVERAGE





PULO MAS TIMUR

PULO MAS JAYA

TANAH MAS RAYA



ZONING: SECURITY LEVEL






-  RESTRICTED AREA
-  **HIGH RESTRICTED AREA**
-  SPECTATOR/ PUBLIC AREA
-  VIP AREA



CIRCULATION: SPECTATORS




LRT
STATION

LRT
STATION

-  PUBLIC CIRCULATION FROM LRT STATION
-  VIP-OFFICIAL-ATHLETE CIRCULATION
-  PUBLIC CIRCULATION
-  PUBLIC SECURITY CHECK
-  VIP-OFFICIAL-ATHLETE SECURITY CHECK

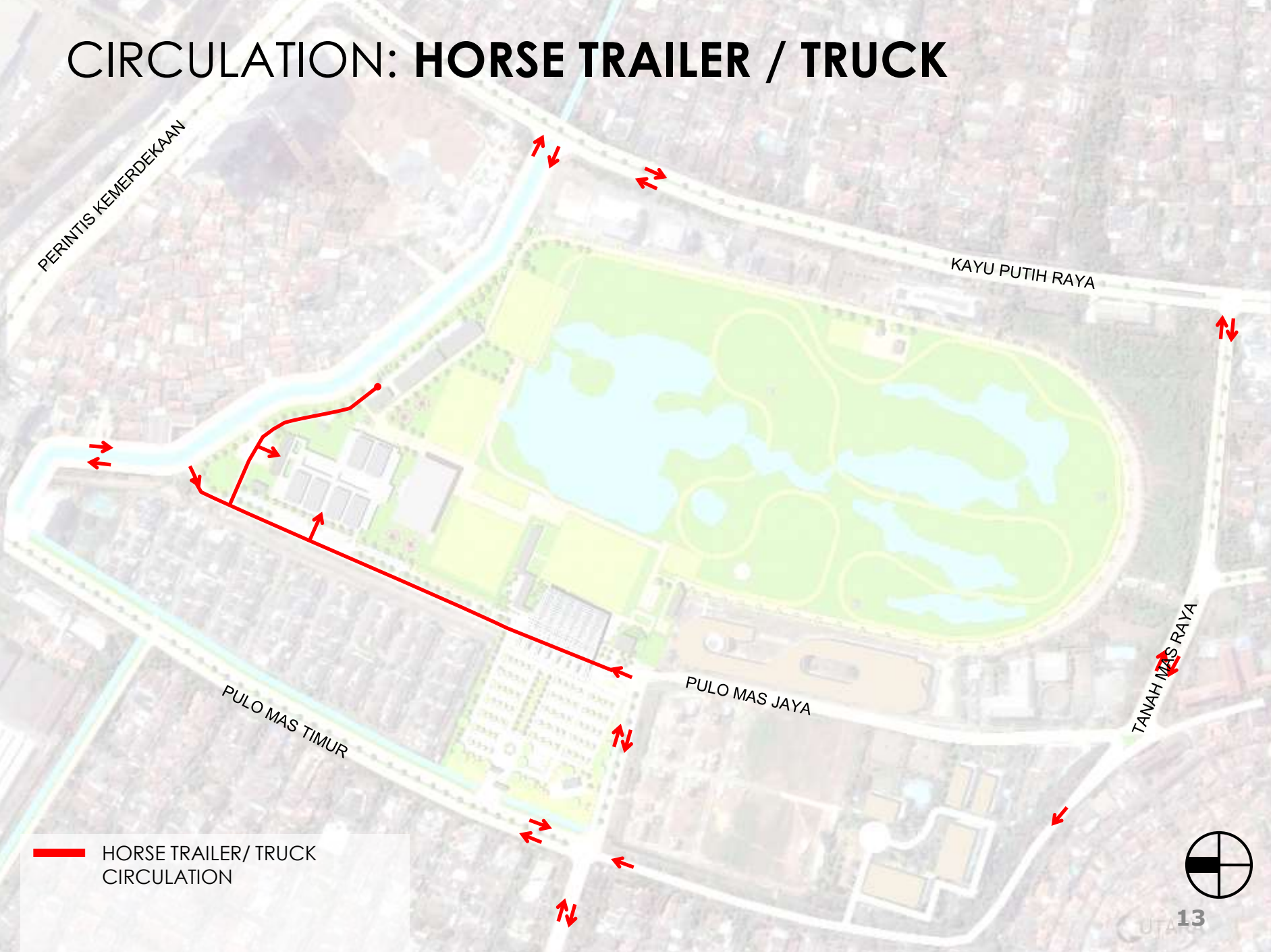



CIRCULATION: HORSE

-  INTERNAL CIRCULATION
-  IN & OUT ARENA / STABLE
-  HORSE IN & OUT FROM EXTERNAL CIRCULATION



CIRCULATION: HORSE TRAILER / TRUCK



 HORSE TRAILER / TRUCK CIRCULATION



CIRCULATION: **AMBULANCE**

PERINTIS KEMERDEKAAN

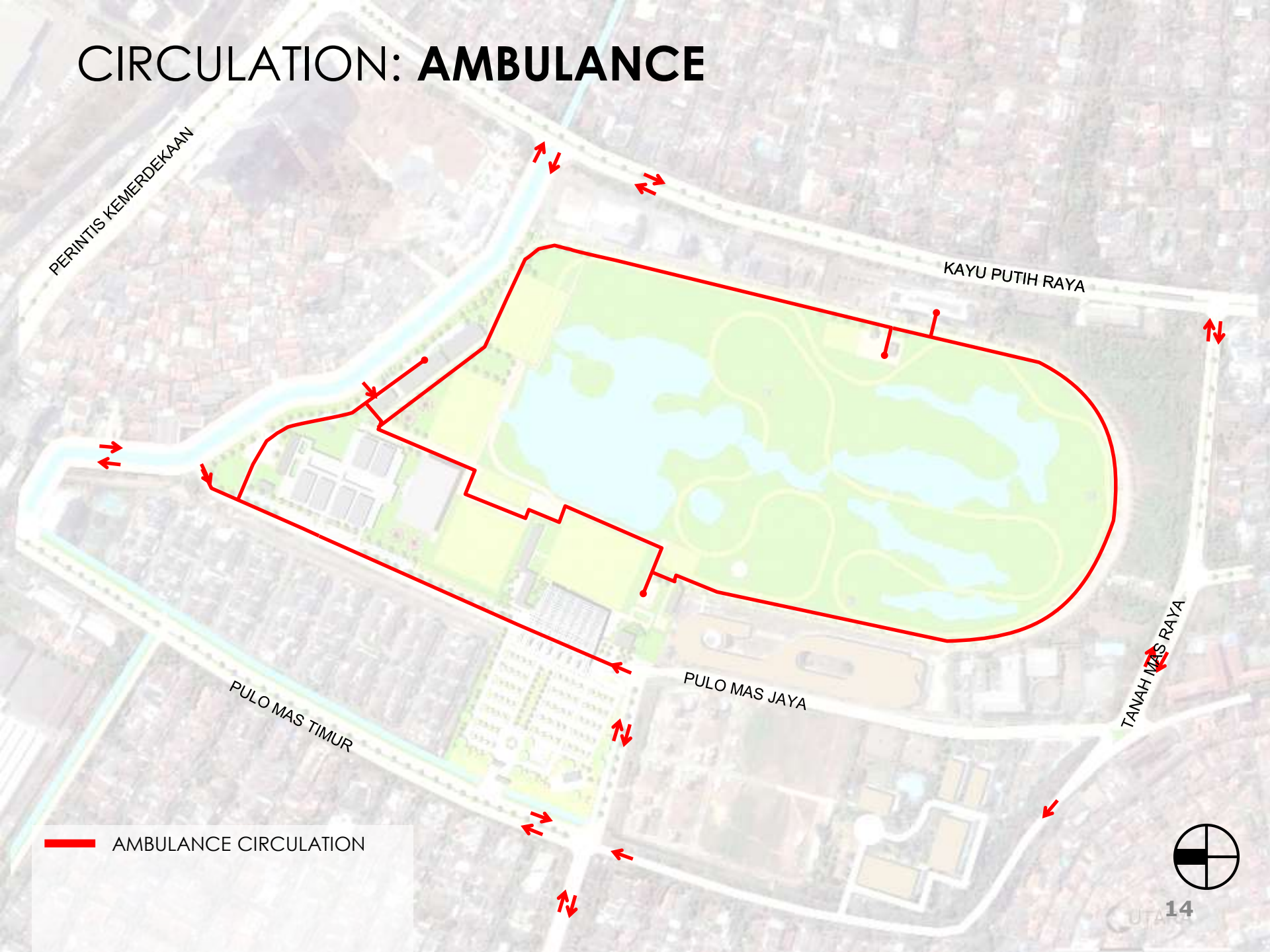
KAYU PUTIH RAYA

PULO MAS TIMUR

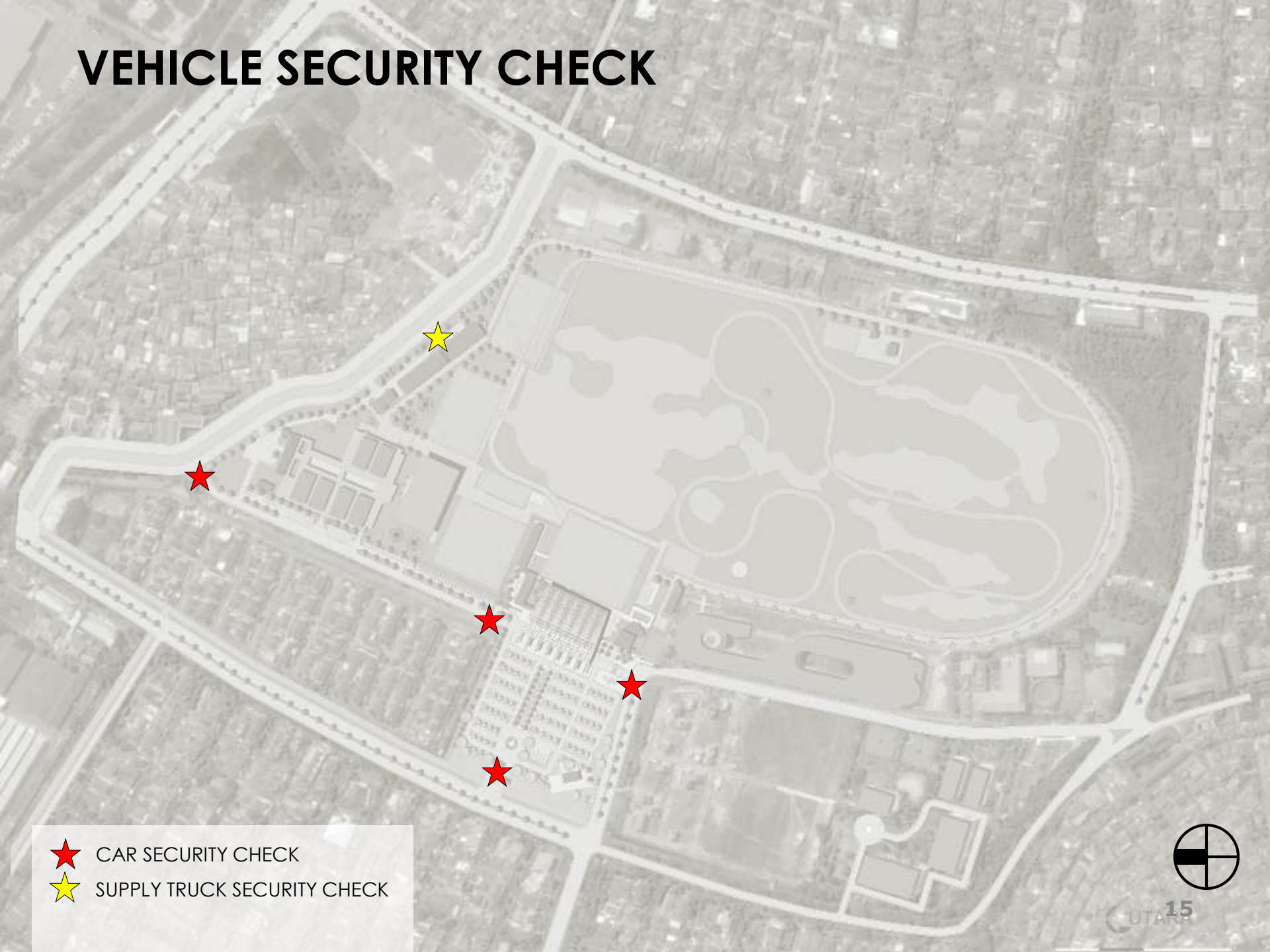
PULO MAS JAYA

TANAH MAS RAYA

 AMBULANCE CIRCULATION



VEHICLE SECURITY CHECK



CAR SECURITY CHECK



SUPPLY TRUCK SECURITY CHECK





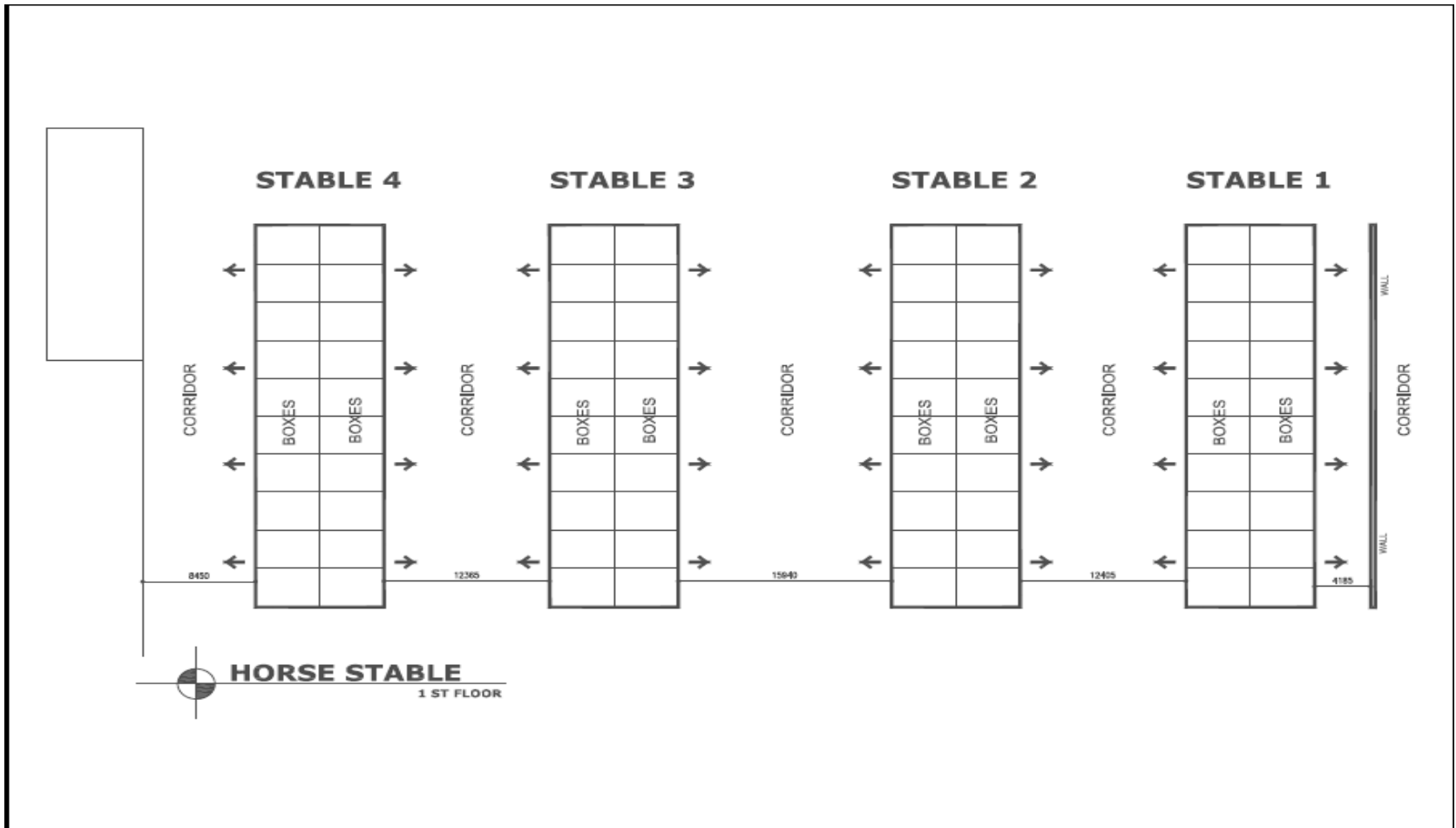
KANDANG KUDA

SUPPORTING FACILITIES

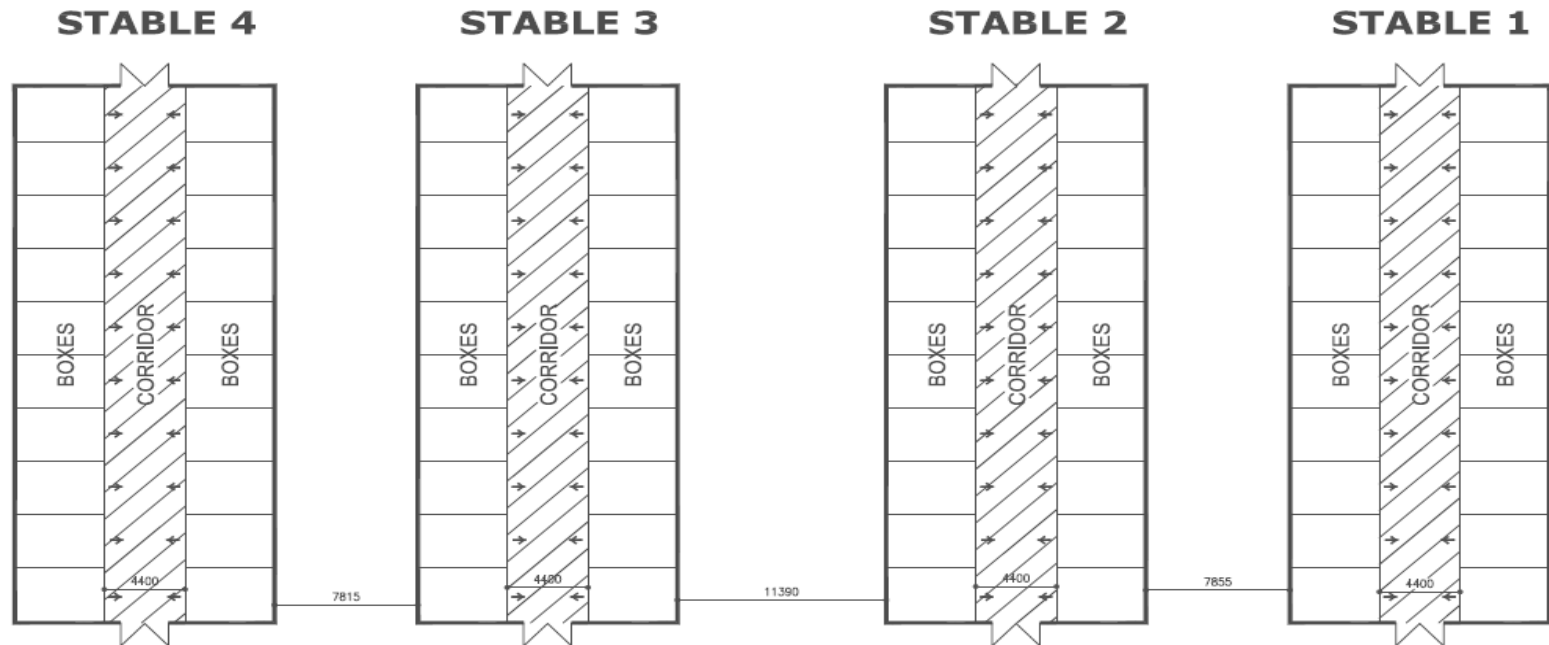
- HORSE STABLE – RIDER CHANGING ROOM –RIDE
- EQUINE CLINIC
- GROOM DORMITORY
- QUARANTINE STABLE
- QUARANTINE ADMINISTRATION OFFICE
- STORAGE & UTILITY BUILDING
- SEPARATE PARKING AREA FOR PUBLIC, VIP, ATHLETES BUS AND HORSE TRANSPORT
- TROT UP AREA
- F&B / FOOD STALL



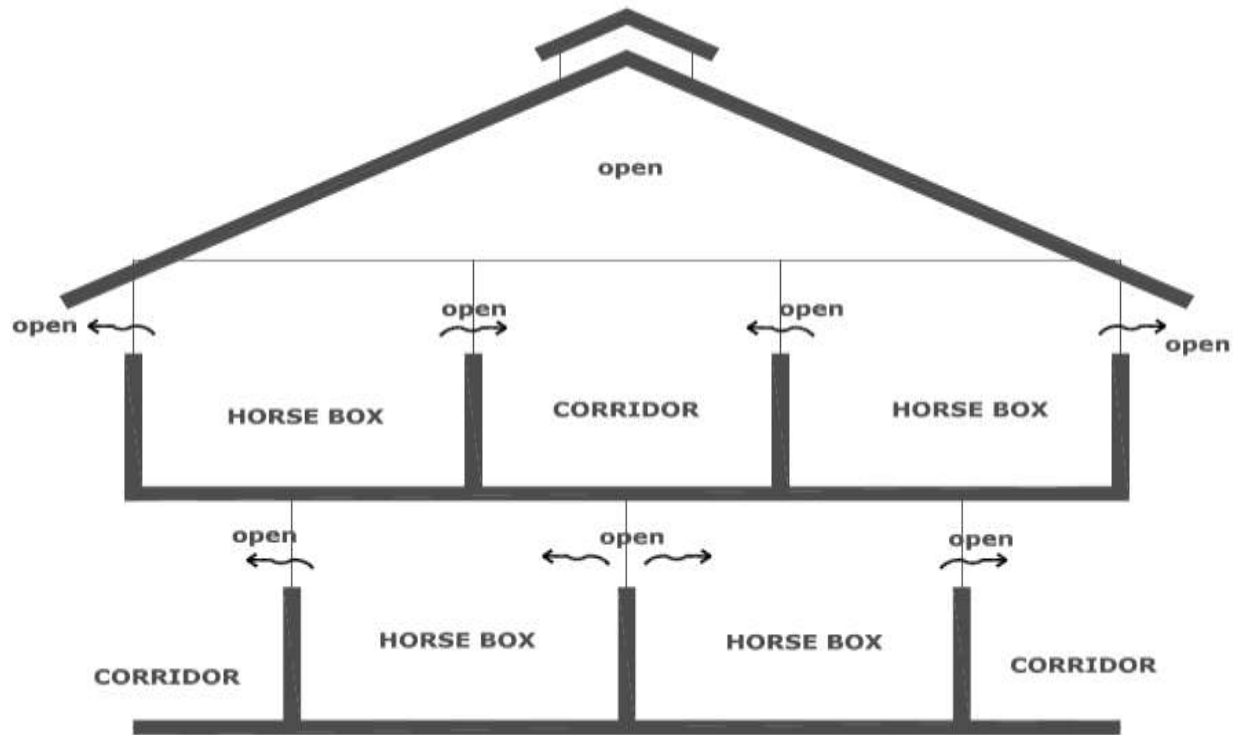
Horse stables – first floor



Horse stables - second floor



Stable Section



ARENA TANDING

UTAMA



RIDING FACILITIES

- FIELD OF PLAY
- WARM UP ARENA
- COLLECTING ARENA
- COVERED TRAINING ARENA
- LUNGING AND HORSE WALKER
- TRAINING ARENA AND GRASS Paddock
- TROT UP RUN WAY

**FIELD OF
PLAY**



ADM.OFFICE ISOLATION
HORSE STABLE



ISOLATION HORSE STABLE



STORAGE UTILITY



COVERED TRAINING ARENA



HORSE WALKER



TRAINING



WARM UP ARENA



COLLECTING

ARENA





**POST
GUARD**



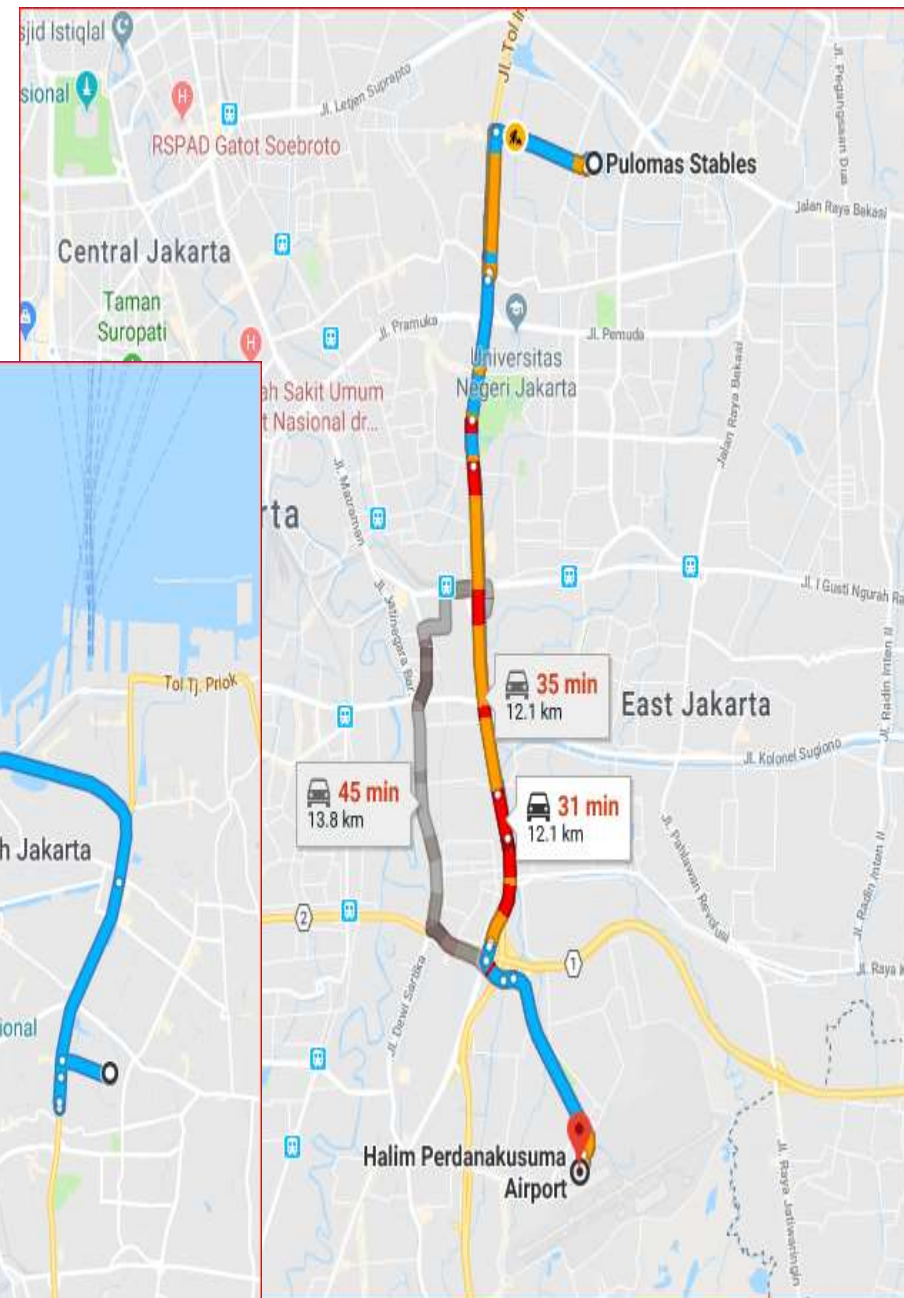
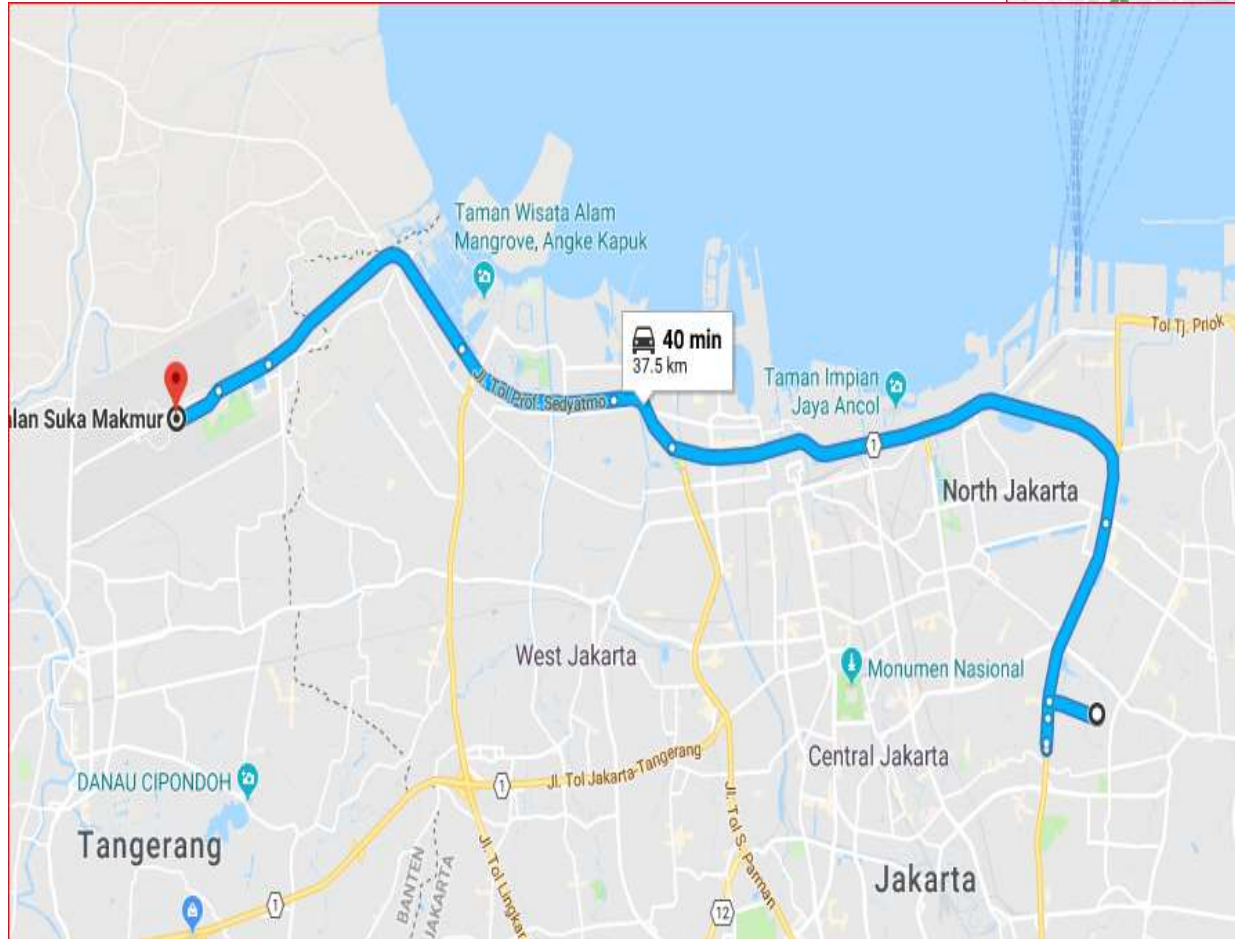
REFREE TOWER



CROSS COUNTRY



Transport to and from Airports



Post-import Quarantine

Quarantine

All horses in the IAQA approved private facility have been tested during the 2nd survey and results were negative for glanders, EIA and surra.

This 12 ha property is geographically separated into two different parts by a small river and a road – the 2nd part, currently free from horses and usually used for cross-country competitions – will be used for quarantine purpose. There will be at least 2 different areas for temporary stables, one to be used by Indonesian horses, the other by any other country requiring quarantine.

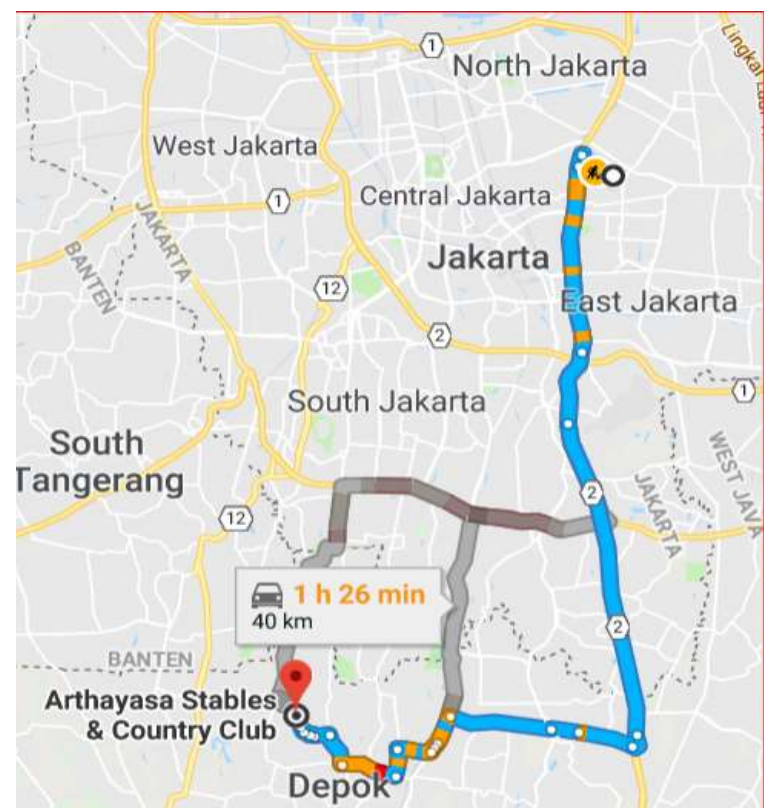
IAQA will develop a Quarantine biosecurity manual and will supervise the quarantine period.

Biosecurity

A Biosecurity Manual has been drafted which already covers most of the operational aspects for the (i) arrival of horses at the airport, (ii) transport to venue/quarantine, (iii) general biosecurity during competition and (iv) specific measures during competition.

The Manual will be completed in cooperation with the national Federation and Pulomas Jaya and other stakeholders.

- 3 weeks for horses from non-listed countries
- 2 weeks for Indonesian horses



Diseases reported to OIE 2017

Year:

> Indonesia

NOTE: This information is based only on a single six-monthly report Jan-Jun

> Diseases present in the Country

Disease	Notifiable	Domestic		Wild	
		Status	Notifiable	Status	Note
Anthrax	✓	Disease limited to one or more zones	✗	No information	
Avian chlamydiosis	✓	Disease present	✗	No information	
Avian infect. laryngotracheitis	✓	Disease present	✗	No information	
Avian infectious bronchitis	✓	Disease present	✗	No information	
Avian mycoplasmosis (M. synoviae)	✓	Disease present	✗	No information	
Bovine anaplasmosis	✓	Infection/infestation	✗	No information	
Bovine babesiosis	✓	Infection/infestation	✗	No information	
Bovine viral diarrhoea	✓	Disease present	✗	No information	
Brucellosis (Brucella abortus)	✓	Disease limited to one or more zones	✗	No information	
Brucellosis (Brucella melitensis)	✓	Infection/infestation limited to one or more zones	✗	No information	
Brucellosis (Brucella suis)	✓	Infection/infestation limited to one or more zones	✗	No information	
Classical swine fever	✓	Disease limited to one or more zones	✗	No information	
Fowl typhoid	✓	Disease present	✗	No information	
Haemorrhagic septicaemia	✓	Disease present	✗	Disease present	
Highly path. avian influenza	✓	Disease limited to one or more zones	✗	No information	
Inf. bov. rhinotracheit. (IBR/IPV)	✓	Infection/infestation limited to one or more zones	✗	No information	
Infec bursal disease (Gumboro)	✓	Disease present	✗	No information	
Mycoplasmosis (M. gallisepticum)	✓	Disease present	✗	No information	
Newcastle disease	✓	Disease limited to one or more zones	✗	No information	
Ovine epididymitis (B. ovis)	✗	Disease suspected but not confirmed and limited to one or more zones	✗	No information	
Pullorum disease	✓	Disease present	✗	No information	
Rabies	✓	Disease limited to one or more zones	✓	Disease limited to one or more zones	
Sheep pox and goat pox	✗	Disease suspected but not confirmed and limited to one or more zones	✗	No information	
Theileriosis	✓	Infection/infestation limited to one or more zones	✗	No information	
Trypanosomosis	✓	Infection/infestation limited to one or more zones	✗	No information	

Diseases never reported (2017)

> Diseases never reported

Disease	Notifiable	Type of surveillance	Note
African horse sickness	✓	General Surveillance	
African swine fever	✗		
Camelpox	✓	General Surveillance	
Caprine arthritis/encephalitis	✓	General Surveillance	
Contagious bov. pleuropneumonia	✓	General Surveillance	
Contagious cap. pleuropneumonia	✓	General Surveillance	
Contagious equine metritis	✓	General Surveillance	
Crimean Congo haemorrhagic fever	✓	General Surveillance	
Echinococcus granulosus (Infection with)	✓	General Surveillance	
Echinococcus multilocularis (Infection with)	✓	General Surveillance	
Encephalomyelitis (West.)	✓	General Surveillance	
Epizootic haemorrhagic disease	✓	General Surveillance	
Equid herpesvirus-1 (EHV-1) (Infection with)	✓	General Surveillance	
Equine encephalomyelitis (Eastern)	✓	General Surveillance	
Equine infectious anaemia	✓	General Surveillance	
Equine influenza	✓	General Surveillance	
Equine viral arteritis	✓	General Surveillance	
Low pathogenic avian influenza (poultry)	✓	General Surveillance	
Lumpy skin disease	✓	General Surveillance	
Maedi-visna	✓	General Surveillance	
N. w. screwworm (C. hominivorax)	✓	General Surveillance	
Peste des petits ruminants	✓	General Surveillance	
Rabbit haemorrhagic disease	✓	General Surveillance	
Rift Valley fever	✓	General Surveillance	
Scrapie	✓	General Surveillance	
Small hive beetle infestation	✓	General Surveillance	
Tropilaelaps infestation of honey bees	✓	General Surveillance	
Venezuelan equ. encephalomyelitis	✓	General Surveillance	
West Nile Fever	✓	General Surveillance	

Diseases absent in 2017

> Diseases absent in 2017

Disease	Domestic				Wild			
	Notifiable	Last occurrence	Surveillance	Note	Notifiable	Last occurrence	Surveillance	Note
Bluetongue	✗	12/2016	General Surveillance		✗	Unknown		
Bovine tuberculosis	✗	12/2006	General Surveillance		✗	Unknown		
Enzootic bovine leukosis	✗	12/2016	General and targeted surveillance		✗	Unknown		
Foot and mouth disease	✓	1983	General and targeted surveillance		✓	1983	General and targeted surveillance	
Paratuberculosis	✓	12/2016	General Surveillance		✗	Unknown		
Porcine reproductive/respiratory syndr.	✓	12/2016	General and targeted surveillance		✗	Unknown		
Rinderpest	✓	1907	General Surveillance		✓	1907	General Surveillance	
Salmonellosis (S. abortusovis)	✓	12/2006	General Surveillance		✗	Unknown		
Surra (Trypanosoma evansi)	✓	12/2016	General and targeted surveillance		✗	Unknown		

No disease information available to OIE

> Diseases for which no Information has been provided.

Disease
Acarapisosis of honey bees - (Domestic)
American foulbrood of honey bees - (Domestic)
Aujeszky's disease - (Domestic)
Aujeszky's disease - (Wild)
Bluetongue - (Wild)
Bov. genital campylobacteriosis - (Domestic)
Bov. genital campylobacteriosis - (Wild)
Bovine spongiform encephalopathy - (Domestic)
Bovine spongiform encephalopathy - (Wild)
Bovine tuberculosis - (Wild)
Contagious agalactia - (Domestic)
Contagious agalactia - (Wild)
Dourine - (Domestic)
Dourine - (Wild)
Duck virus hepatitis - (Domestic)
Enzootic abortion (chlamydiosis) - (Domestic)
Enzootic bovine leukosis - (Wild)
Equine piroplasmiasis - (Domestic)
Equine piroplasmiasis - (Wild)
European foulbrood of honey bees - (Domestic)
Glanders - (Domestic)
Glanders - (Wild)
Heartwater - (Domestic)
Heartwater - (Wild)
Japanese encephalitis - (Domestic)

Melioidosis

Limmathurotsakul et al.

Page 10

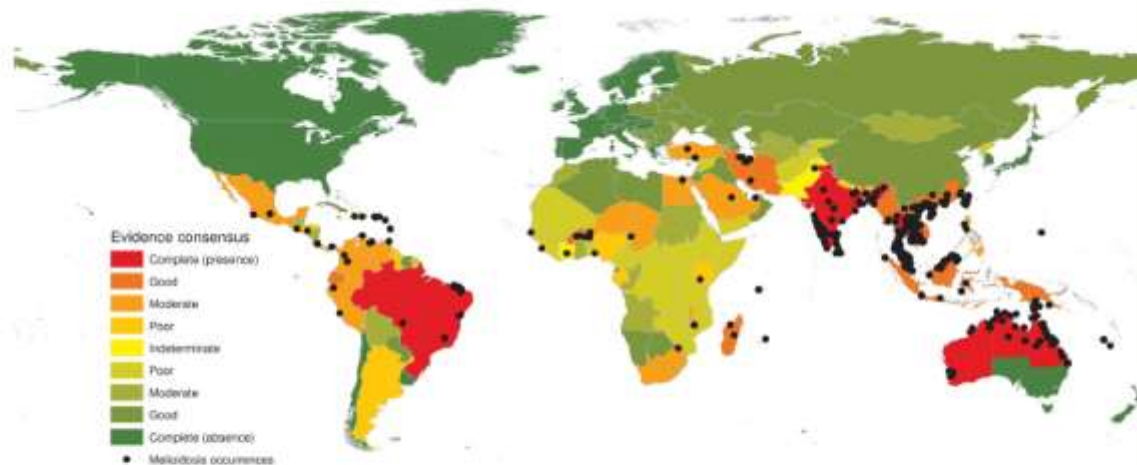


Figure 1. Global evidence consensus and geographic locations of occurrence data from 1910 to 2014

Country coloring is based on evidence-based consensus with green representing a complete consensus on absence of *B. pseudomallei* and red a complete consensus on presence of *B. pseudomallei*. Black dots represent geo-located records of melioidosis cases or presence of *B. pseudomallei*.

Europe PMC Funders Group

Author Manuscript

Nat Microbiol. Author manuscript; available in PMC 2016 July 01.

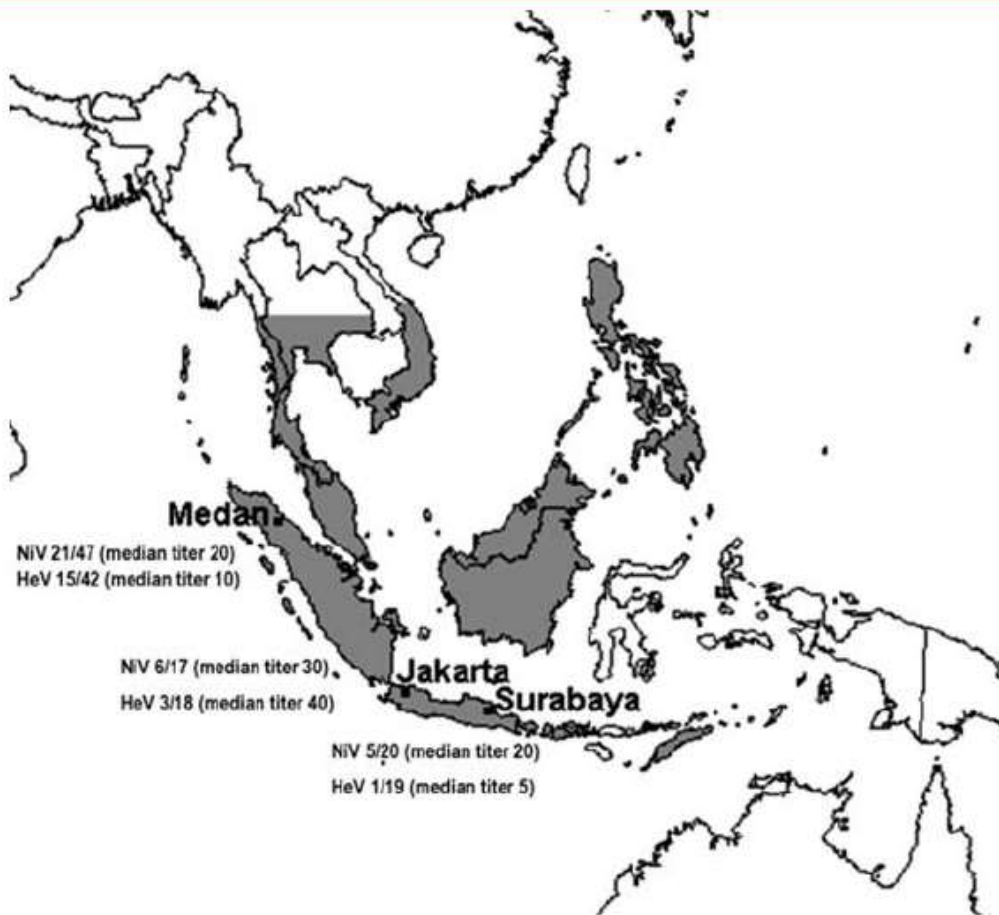
Published in final edited form as:

Nat Microbiol. 2016 January 1; 1(1): . doi:10.1038/nmicrobiol.2015.8.

Predicted global distribution of *Burkholderia pseudomallei* and burden of melioidosis

Direk Limmathurotsakul^{1,2,3}, Nick Golding¹, David AB Dance^{4,5}, Jane P Messina⁶, David M Pigott¹, Catherine L Moyes¹, Dionne B Rollm⁷, Eric Bertherat⁸, Nicholas PJ Day^{2,5}, Sharon J Peacock^{2,9,10}, and Simon I Hay^{1,11,12}

Nipah and Hendra



<https://www.ncbi.nlm.nih.gov/pmc/articles/PMC3294701/>

Figure. Geographic range of *Pteropus vampyrus* (5) and proportion of bats whose sera neutralized Nipah virus (NiV) and Hendra virus (HeV) at each location. Numbers are given as the ratio of the number of positive samples to the total number of positive and negative samples (excluding bats in which a toxic reaction precluded a definitive test outcome and bats that had inadequate samples for neutralization testing).

DRAFT DECREE OF THE MINISTER OF AGRICULTURE REGARDING NOTIFIABLE ANIMAL DISEASES ON HORSES

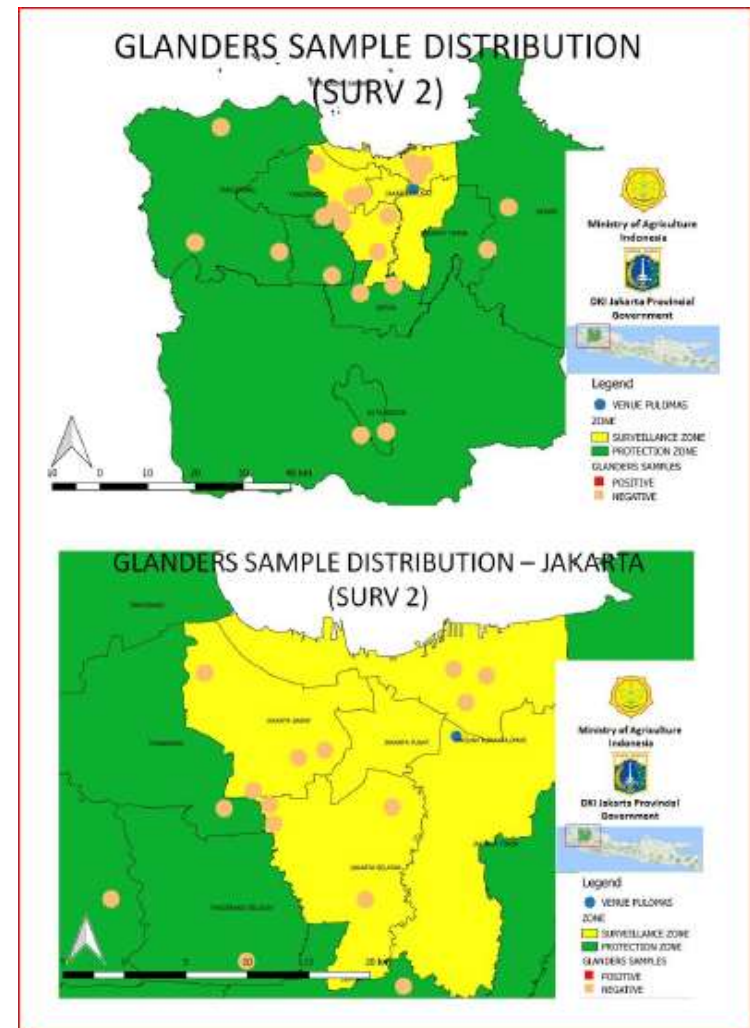
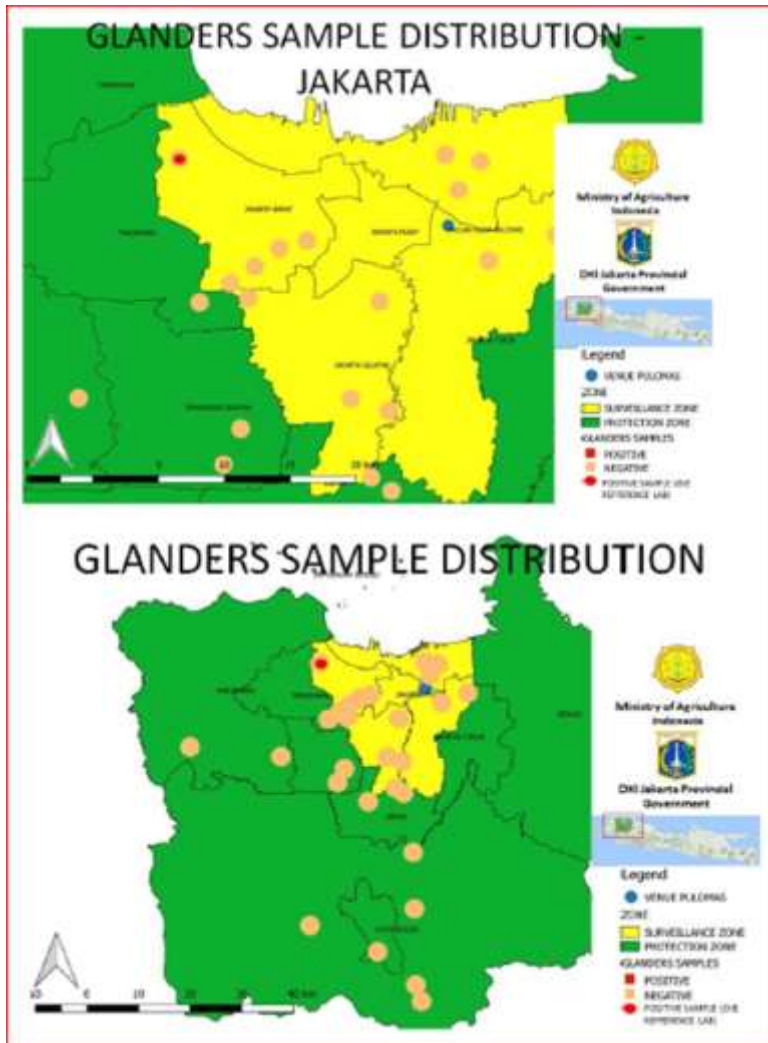
Established list of notifiable diseases on horses that
must be reported (DECREE OF THE MINISTER OF AGRICULTURE)

- African Horse Sickness (AHS)
- Glanders
- Dourine, Surra
- Equine encephalomyelitis (Eastern and Western, Venezuelan equine encephalomyelitis, Japanese Encephalitis, West Nile Fever)
- Equine Infectious Anaemia
- Vesicular stomatitis
- Rabies, Anthrax
- Equine Arteritis Virus
- Equine Influenza, Equid Herpesvirus-1 (Equine Rhinopneumonitis)
- Equine Piroplasmosis
- Strangles, Contagious Equine Metritis
- Nipah

Survey for equine diseases

- *3 rounds of survey*
- *Identification of the horses in the EDFZ*
- *AHS, EIA, Surra, Piroplasmosis, EI, Glanders – freedom check*
- *JE, WNV, EHV, Strangles - prevalence check*
- *1. survey – July 2017 (results Nov 2017)*
- *2. survey – Nov/Dec 2017 (results Feb 2018)*
- *3. survey – Jan/Feb 2018 (results end Feb 2018)*

Survey - Glanders (Round 1 and 2)



Glanders case

Report type	Immediate notification
Date of start of the event	28/07/2017
Date of confirmation of the event	15/01/2018
Report date	23/01/2018
Date submitted to OIE	24/01/2018
Reason for notification	First occurrence of a listed disease
Manifestation of disease	Sub-clinical infection
Causal agent	Burkholderia mallei
Nature of diagnosis	Laboratory (advanced)
This event pertains to	a defined zone within the country
Related reports	Immediate notification (23/01/2018) Follow-up report No. 1 (12/02/2018)

New outbreaks (1)

Outbreak 1	Cengkareng Timur, Cengkareng, West Jakarta, DKI JAKARTA					
Date of start of the outbreak	28/07/2017					
Outbreak status	Resolved (08/02/2018)					
Epidemiological unit	Other					
Affected animals	Species	Susceptible	Cases	Deaths	Killed and disposed of	Slaughtered
	Equidae	10	1	0	1	0
Affected population	Population of ten horses located in Cengkareng Timur village (Cengkareng sub-district, West Jakarta, DKI Jakarta province) subjected to random sampling for the purpose of establishing an equine diseases free-zone in DKI Jakarta. No clinical signs were found in the population. 800 samples were taken and 435 of them were tested for glanders by the Indonesian Veterinary Research Laboratory with negative results to complement fixation test (CFT).					
Summary of outbreaks	Total outbreaks: 1					
Total animals affected	Species	Susceptible	Cases	Deaths	Killed and disposed of	Slaughtered
	Equidae	10	1	0	1	0
Outbreak statistics	Species	Apparent morbidity rate	Apparent mortality rate	Apparent case fatality rate	Proportion susceptible animals lost*	
	Equidae	10.00%	0.00%	0.00%	10.00%	

*Removed from the susceptible population through death, destruction and/or slaughter

Epidemiology

Source of the outbreak(s) or origin of infection	Unknown or inconclusive
Epidemiological comments	All 800 samples were also sent to the OIE Reference Laboratory for glanders (Institute of Bacterial Infections and Zoonoses, Germany). One sample could not be tested at all, because of the lack of serum, and 21 samples could only be tested with immunoblot, as not enough serum was available for CFT. The 11 samples resulting suspicious, positive or anticomplementary to CFT were tested by immunoblot. For one sample, the suspicious result to CFT was confirmed by a positive result to immunoblot. Following the OIE laboratory result, the recommendation was to retest all animals with suspicious or positive results to CFT after two weeks. The animal confirmed positive to immunoblot should be retested immediately. Tracing and retesting of suspicious animals were conducted in December 2017. Ten samples were taken in the premises where the positive result was obtained to immunoblot and were tested to CFT in the Indonesia Research Center for Veterinary Science, resulting in one positive sample out of ten. No clinical signs were found in all ten animals. The positive horse was sacrificed for further diagnostic testing and agent identification by bacteriological examination in the Indonesia Veterinary Research Institute.

Control measures

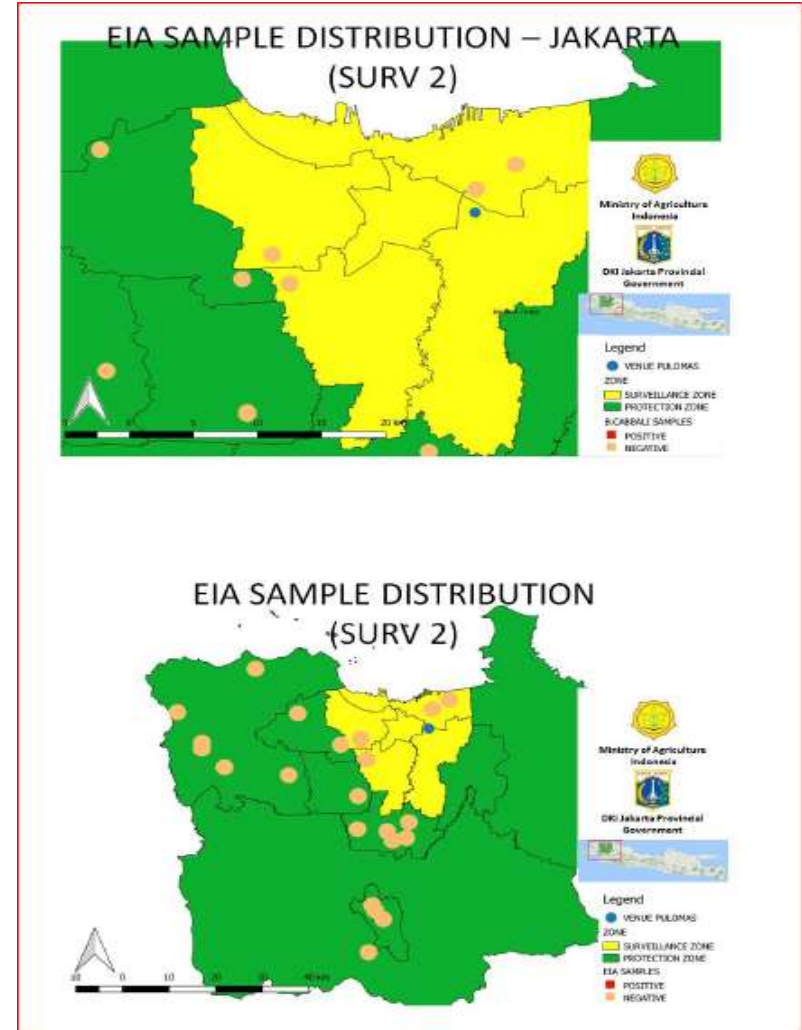
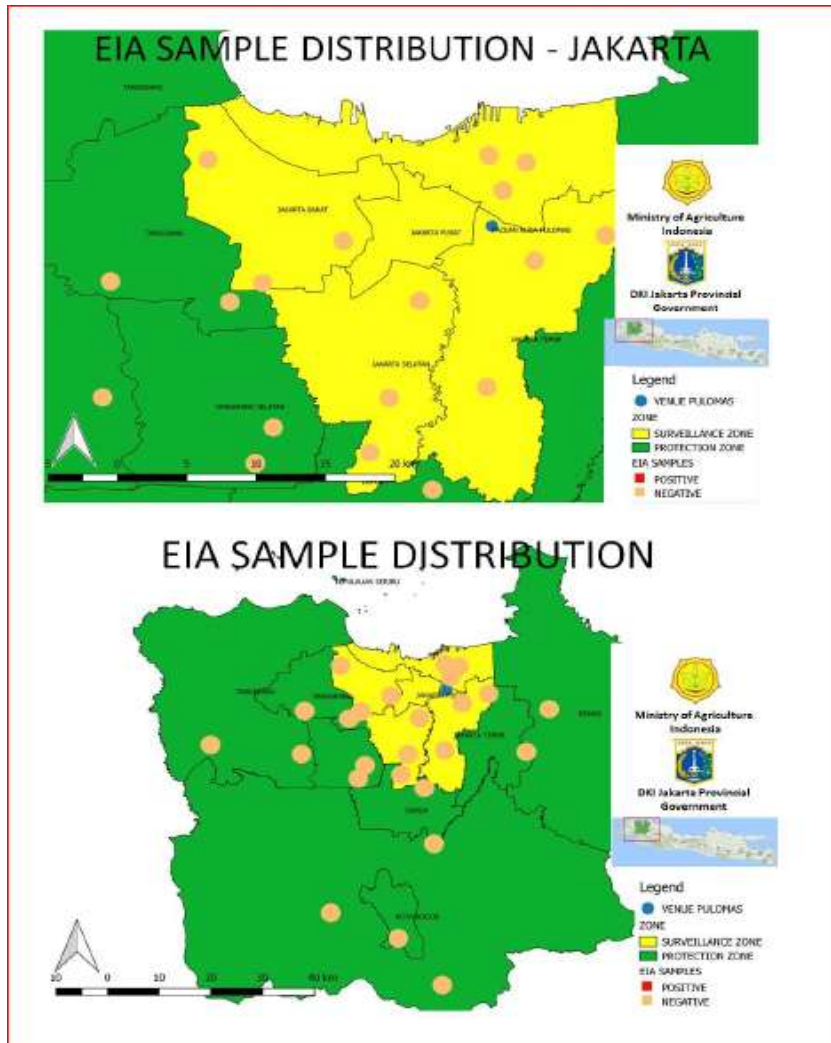
45	Surveillance within containment and/or protection zone Traceability Selective killing and disposal
----	--

Epidemiology

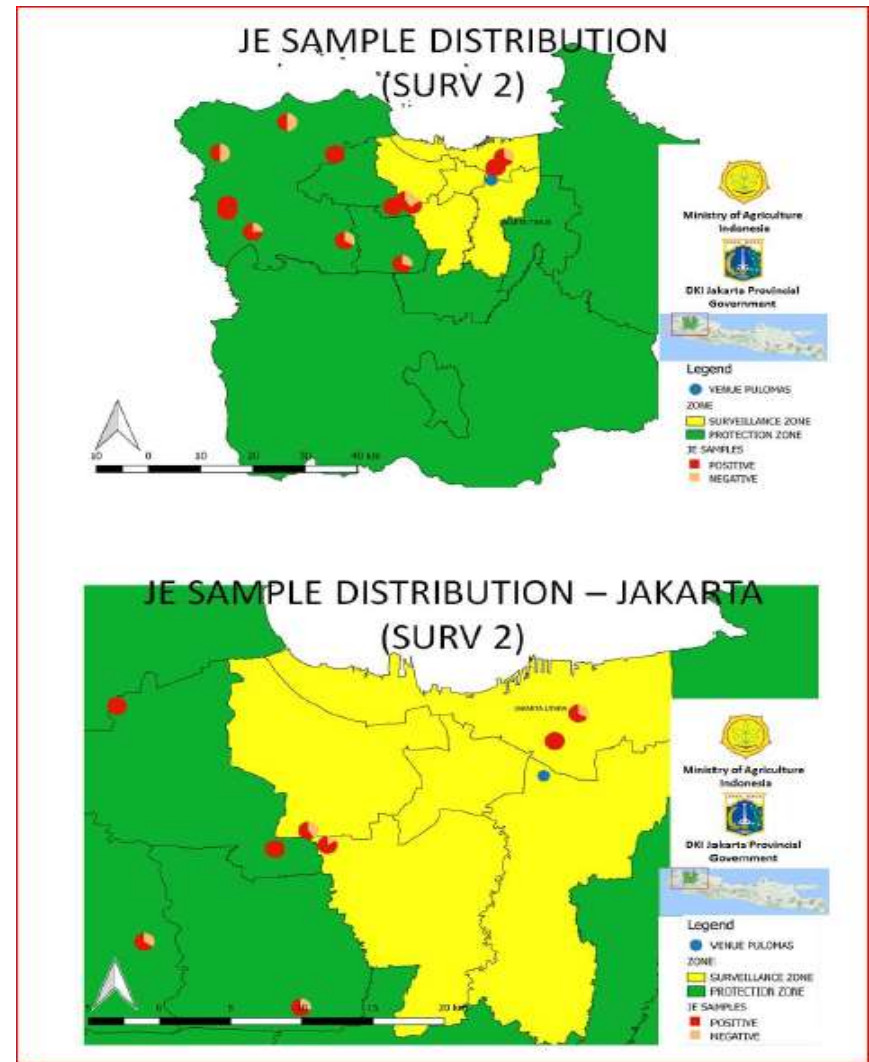
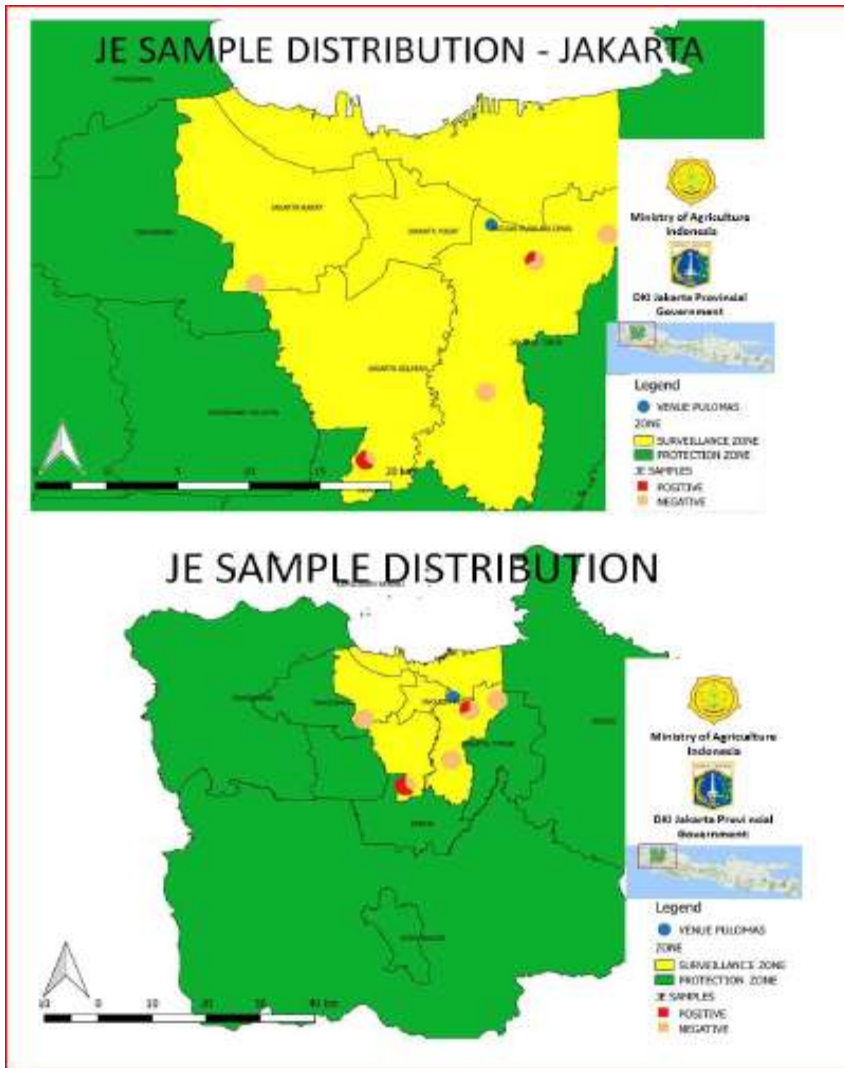
Source of the outbreak(s) or origin of infection	Unknown or inconclusive
Epidemiological comments	Two horses tested positive to glanders via a complement fixation test. The first one tested positive to glanders via immunoblot, performed by the Institute of Bacterial Infections and Zoonoses, Germany. Traceability procedure was conducted and all horses in contact with this horse were tested for glanders. One out of the nine horses in contact was tested positive by the Indonesia Research Center for Veterinary Science. No clinical sign of glanders was found in both horses. Both horses were killed and pathological examination was carried out. No specific pathological finding that leads to glanders. Both horses were diagnosed with metabolic disorder. Organs including lungs, kidneys, liver and spleen were collected on both horses and the result of the bacteriological investigation done by the Indonesia Research Center for Veterinary Science is pending.



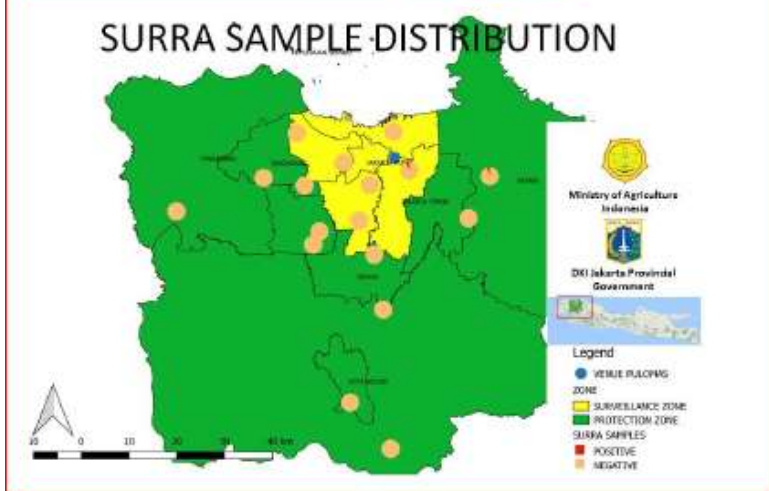
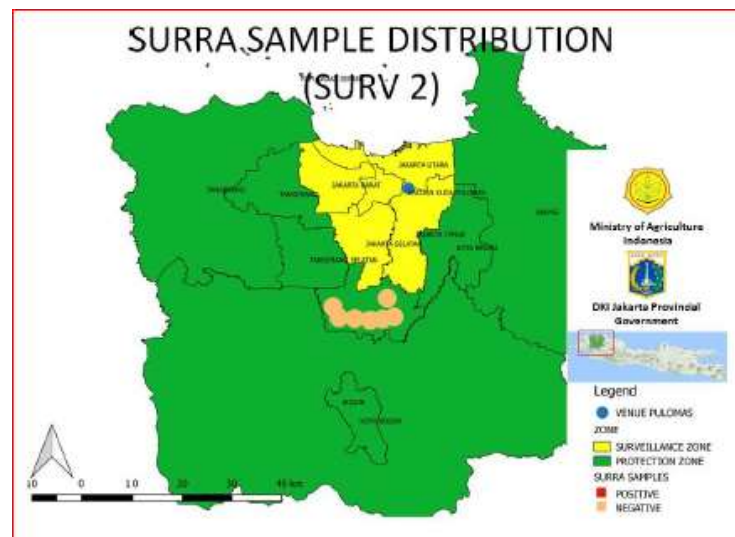
Survey – EIA (Round 1 and 2)



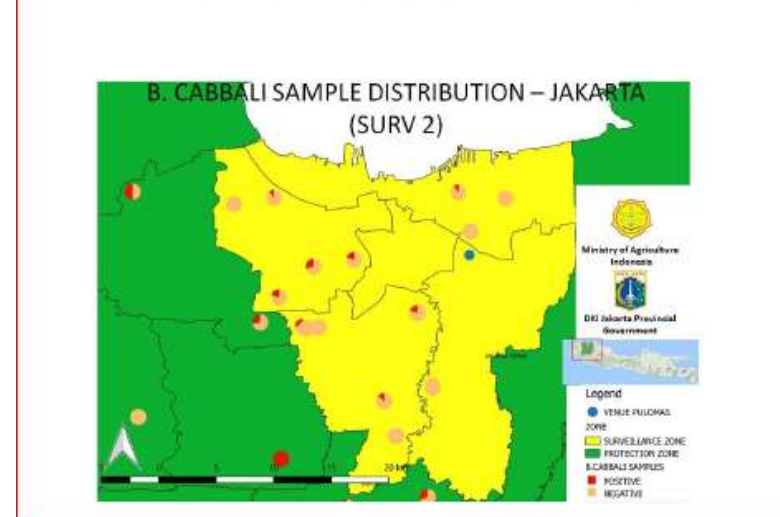
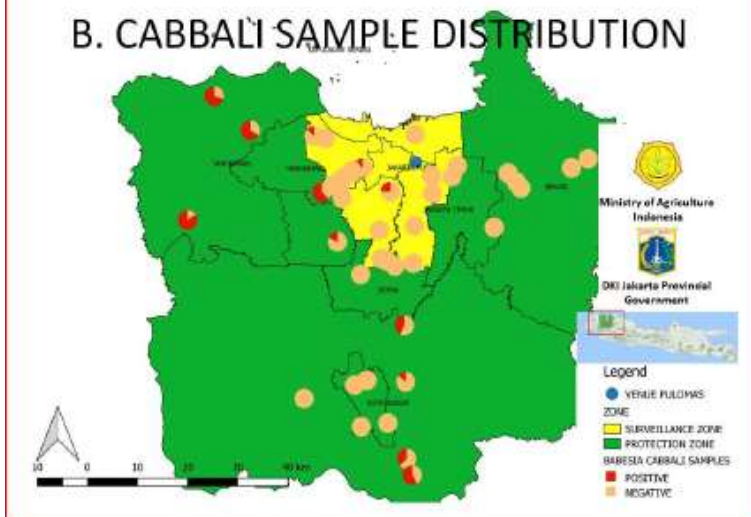
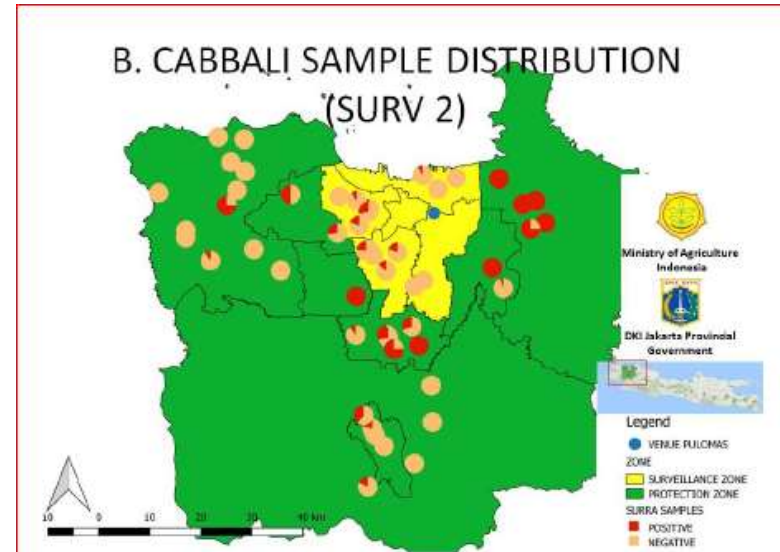
Survey – JE (Round 1 and 2)



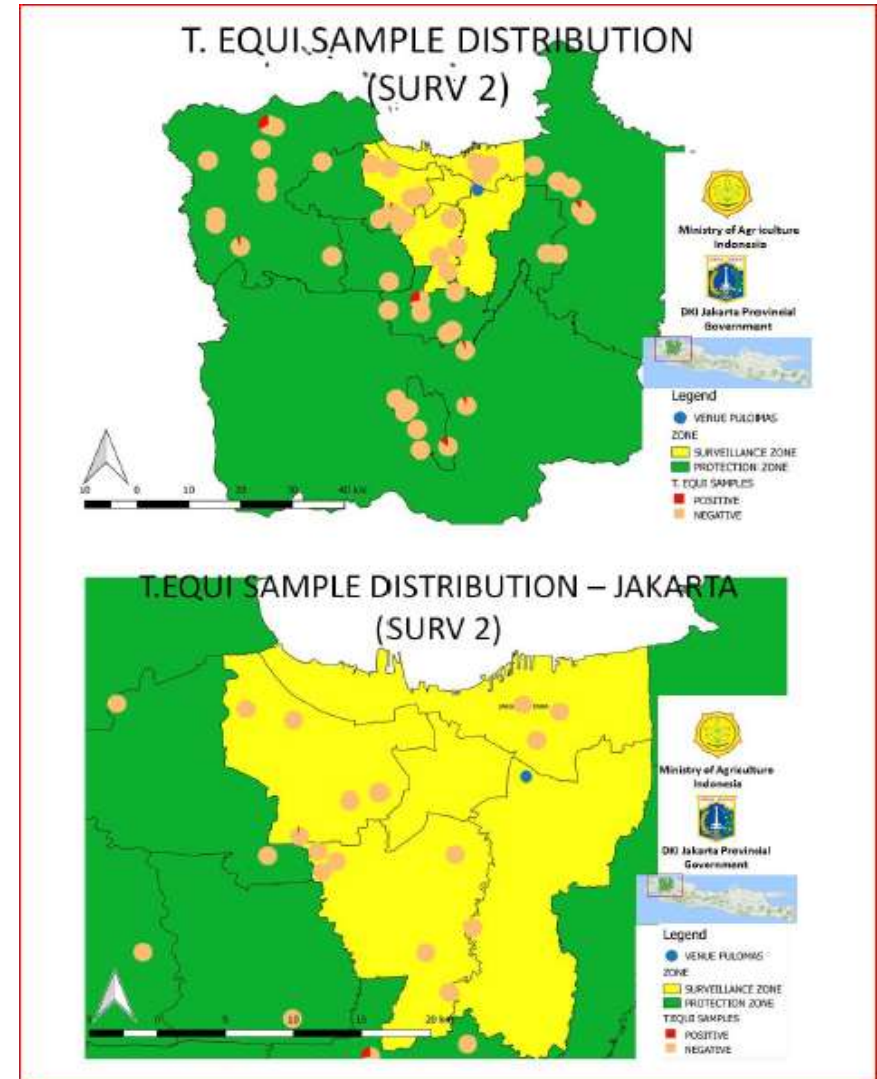
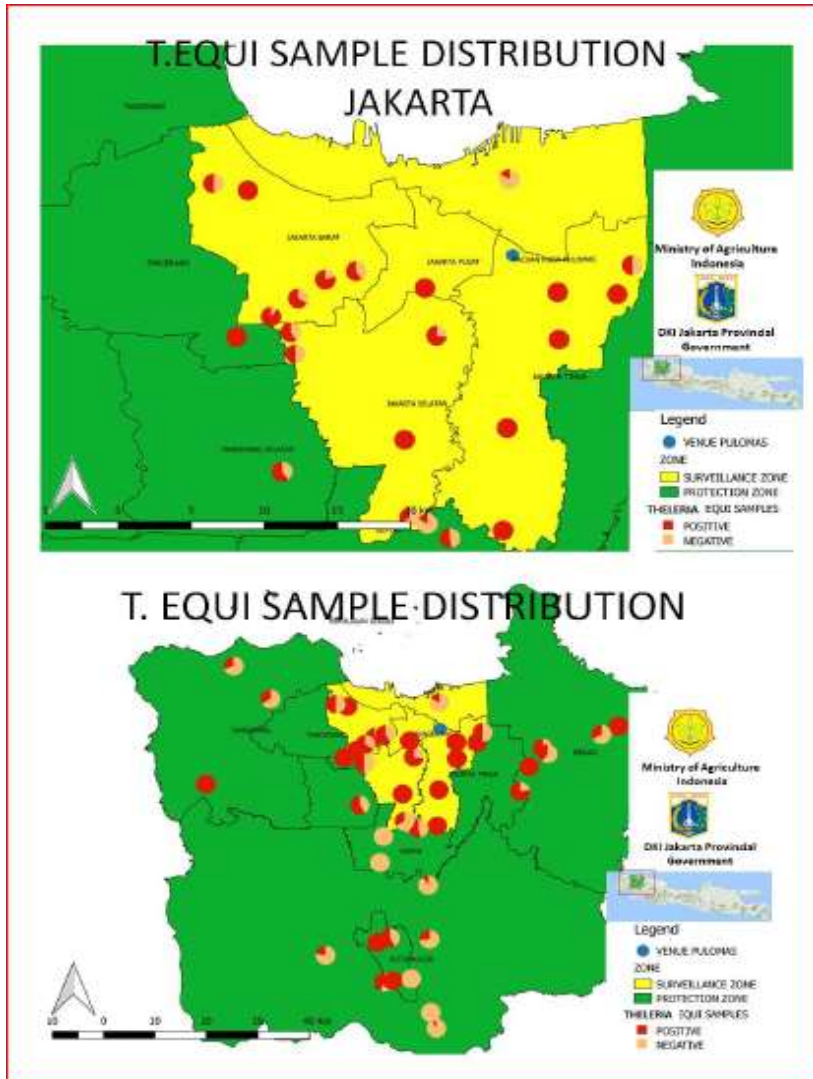
Survey –Surra (Round 1 and 2)



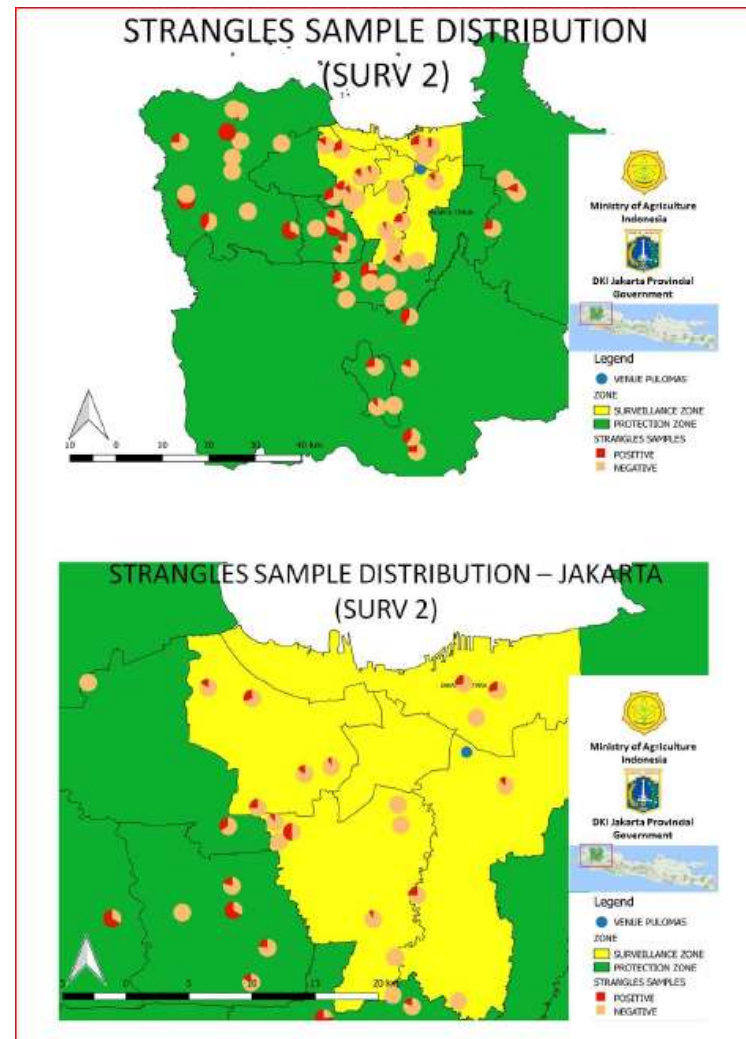
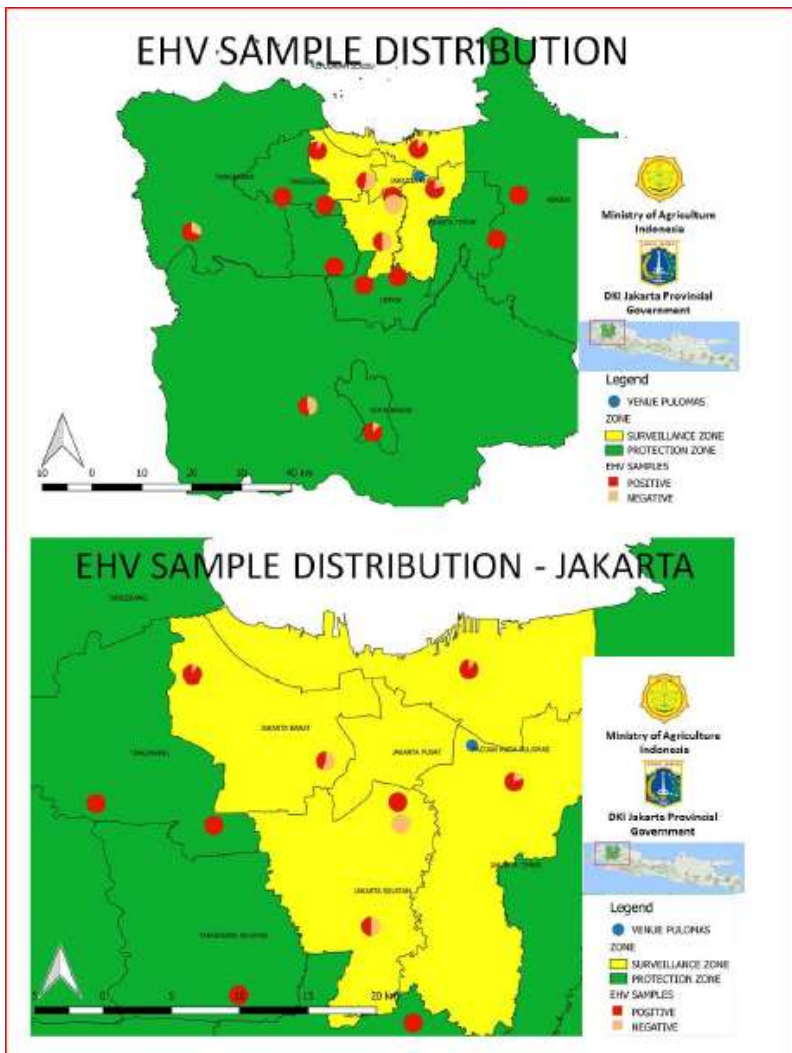
Survey – Babesia caballi (Round 1 and 2)



Survey – *Theileria equi* (Round 1 and 2)



Survey – EHV and Strangles



Survey – EI and WNF

