


Bovine Tuberculosis in Italy 2014



Ministry of Health - ITALY

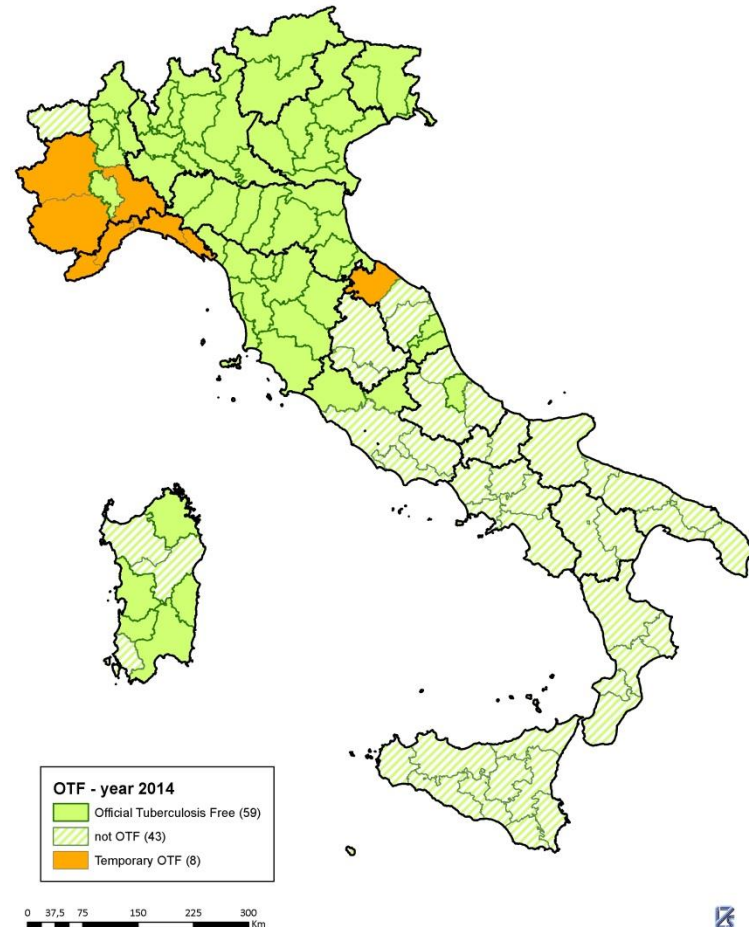


ITALY:

Officially Tuberculosis Free Provinces (31-05-2015)

BOVINE TUBERCULOSIS IN ITALY - YEAR 2014

ITALIAN REGIONS	ITALIAN PROVINCES
EMILIA-ROMAGNA	whole Region (9)
LOMBARDIA	Whole Region (11)
MARCHE	Ascoli Piceno, Fermo
TOSCANA	Whole Region (10)
TRENTINO ALTO ADIGE	Whole Region (2)
PIEMONTE	Asti, Biella, Novara, Verbania, Vercelli
FRIULI VENEZIA GIULIA	Whole Region (4)
VENETO	Whole Region (7)
SARDEGNA	Cagliari, Medio-Campidano, Ogliastra, Olbia-Tempio, Oristano
LAZIO	Rieti, Viterbo
ABRUZZO	Pescara
TOTAL	58

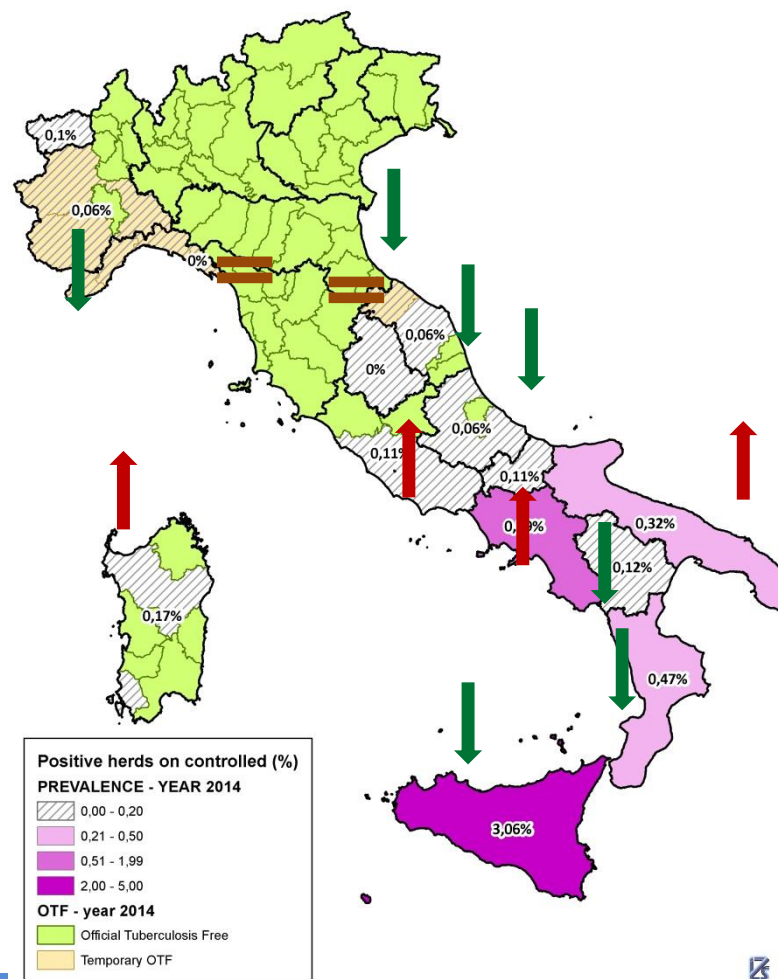


ITALY:

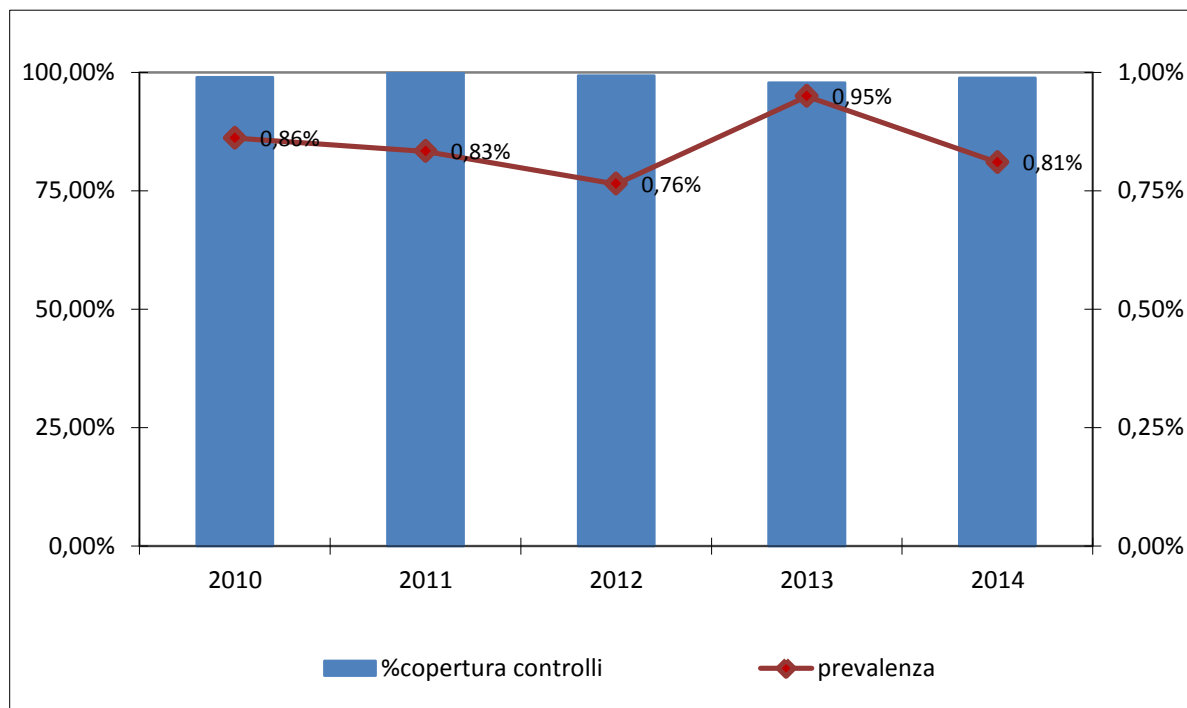
Prevalence of Tb positive herds 2013-2014

ITALIAN REGIONS	2013 HERDS PREVALENCE	2014 HERDS PREVALENCE
Sicilia	4,19%	3,06%
Calabria	0,55%	0,47%
Basilicata	0,19%	0,12%
Lazio	0,09%	0,11%
Campania	0,31%	0,59%
Valle d'Aosta	0,00%	0,10%
Abruzzo	0,07%	0,06%
Puglia	0,07%	0,32%
Liguria	0,11%	0,00%
Piemonte	0,05%	0,06%
Sardegna	0,13%	0,17%
Molise	0,16%	0,11%
Marche	0,08%	0,06%
Toscana	0,00%	0,00%
Umbria	0,00%	0,00%
ITALY (N-OTF)	0,95%	0,81%
ITALY total	0,76%	0,63%

BOVINE TUBERCULOSIS IN ITALY - YEAR 2014



Bovine herds tested for TB in Italy and prevalence (regions N-OTF)

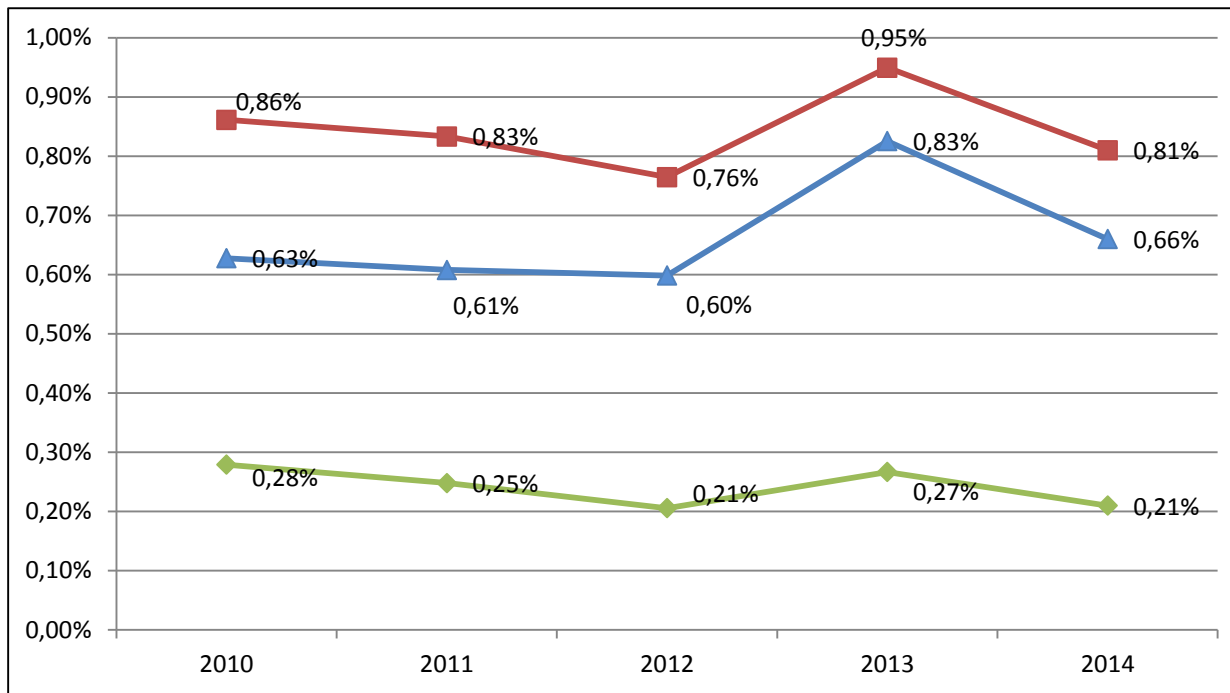


coverage checks

prevalence

* In buffalo, in Campania Region, the rate of tested herds for the 2014 is 100%.

Prevalence and incidence and positive animals (regions N-OTF)



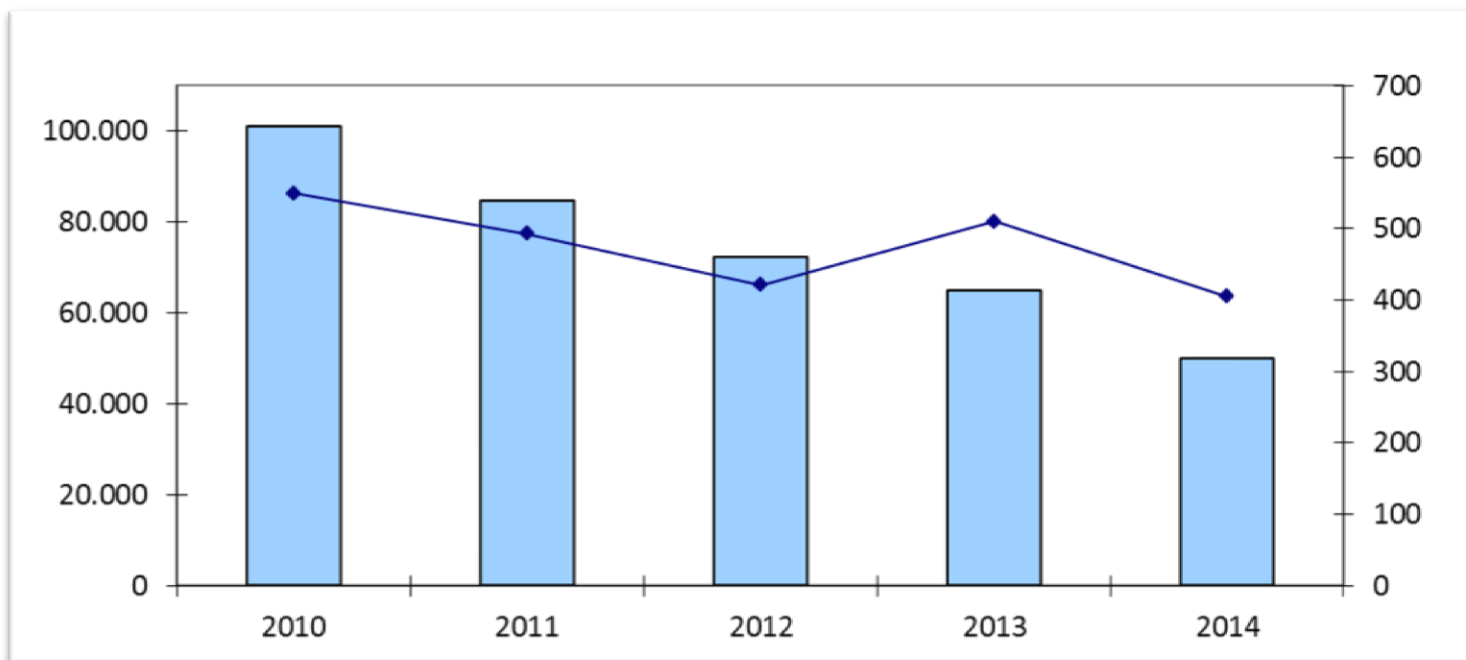
■ prevalence

▲ incidence

✘ target

* In buffalo, in Campania Region, the rate of tested herds for the 2014 is 100%.

Bovine herds tested and Tb outbreaks 2010-2014 (regions N-OTF)



Animals tested

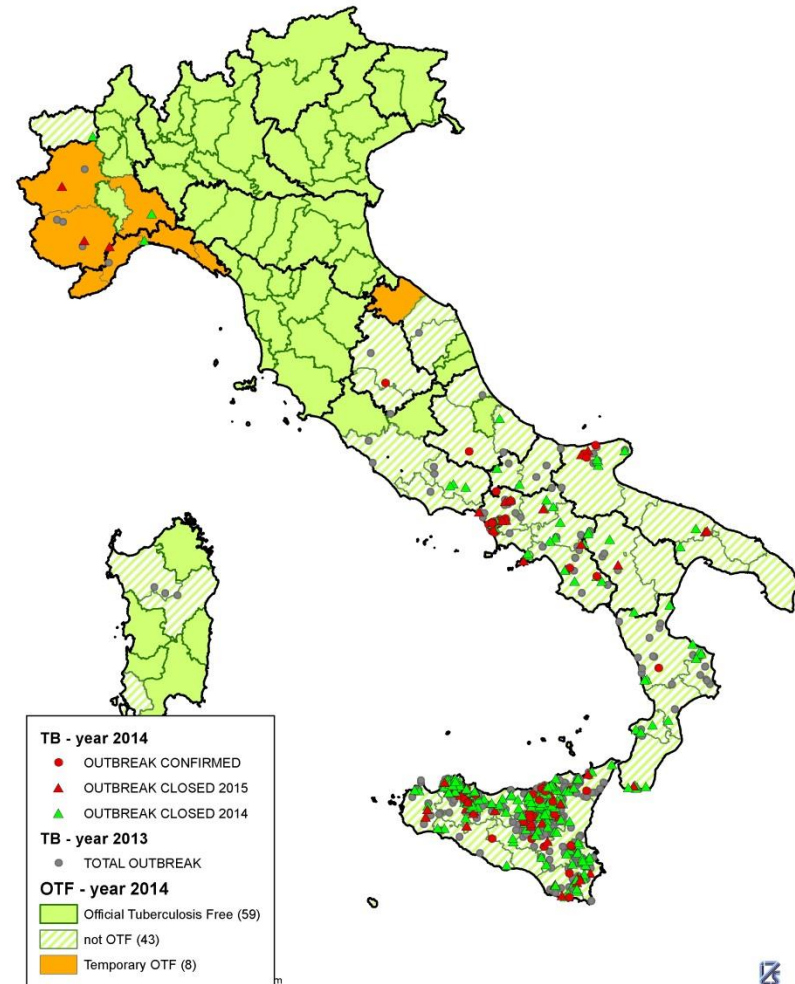
Positive animals

* In buffalo, in Campania Region, the rate of tested herds for the 2014 is 100%.

Italian bovine Tb outbreaks 2013-2014 (regions N-OTF)

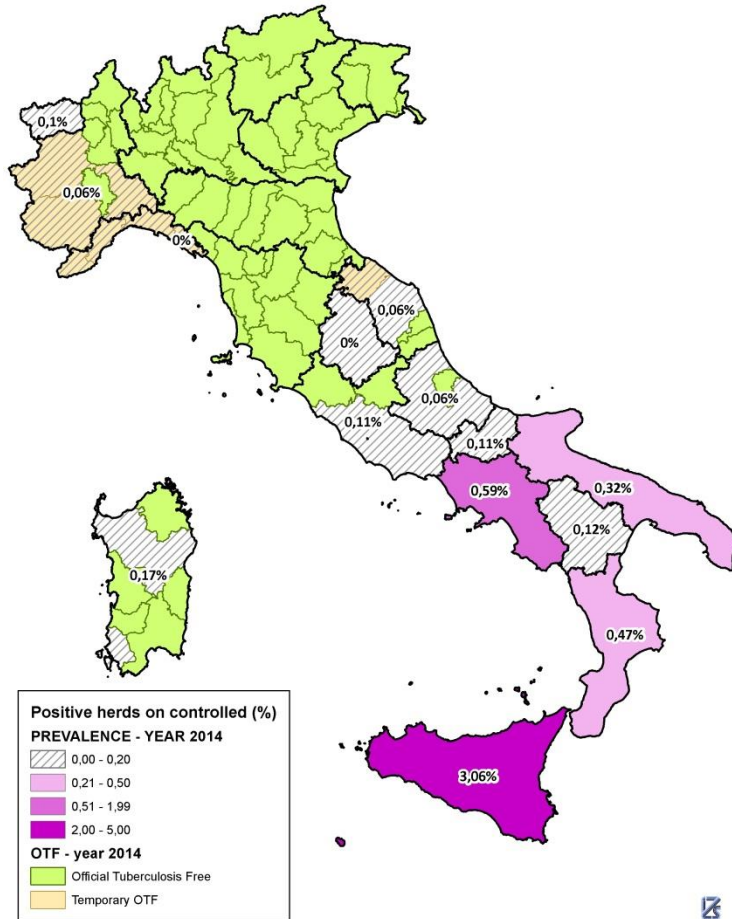
REGION	OUTBREAK CLOSED 2014	OUTBREAK CLOSED 2015	OUTBREAK CONFIRME D	TOTAL 2014	TOTAL 2013
Abruzzo	1	0	1	2	2
Basilicata	2	1	0	3	3
Calabria	16	1	1	18	26
Campania	21	10	16	47	44
Lazio	12	0	1	13	10
Liguria	1	0	0	1	1
Marche	0	0	0	0	1
Molise	2	0	0	2	4
Piemonte	1	3	0	4	4
Puglia	6	4	3	13	7
Sardegna	0	0	1	1	3
Sicilia	174	32	30	236	363
Toscana	1	0	0	1	2
Umbria	0	0	0	1	0
Valle d'Aosta	1	0	0	1	16
ITALY	238	51	54	343	486

BOVINE TUBERCULOSIS IN ITALY - YEAR 2013/2014

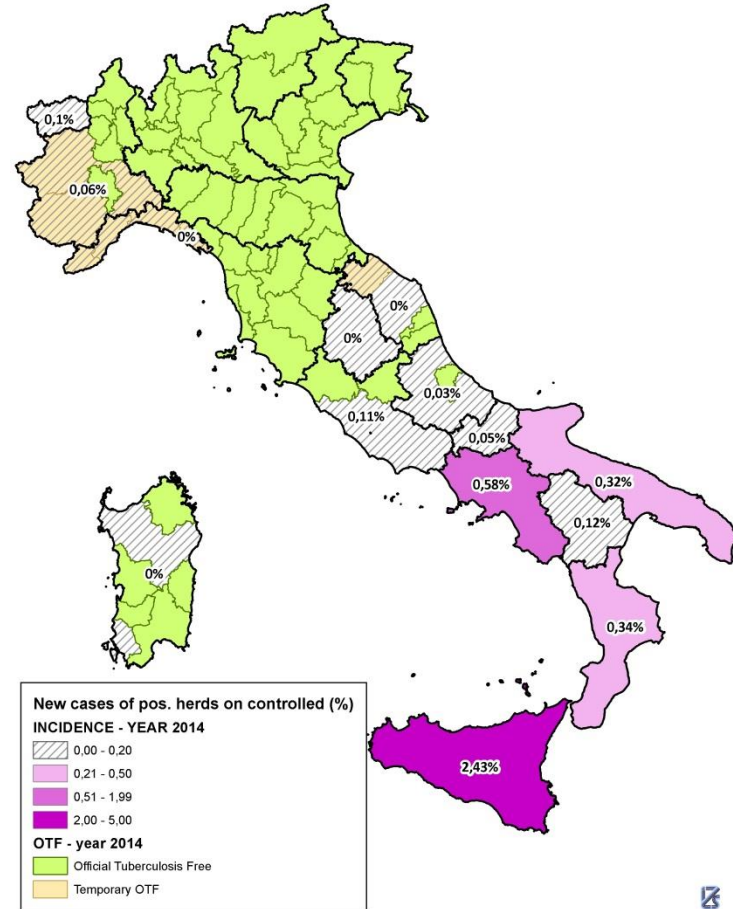


Comparison herds Prevalence and Incidence in Regions N-OTF 2014

BOVINE TUBERCULOSIS IN ITALY - YEAR 2014



BOVINE TUBERCULOSIS IN ITALY - YEAR 2014



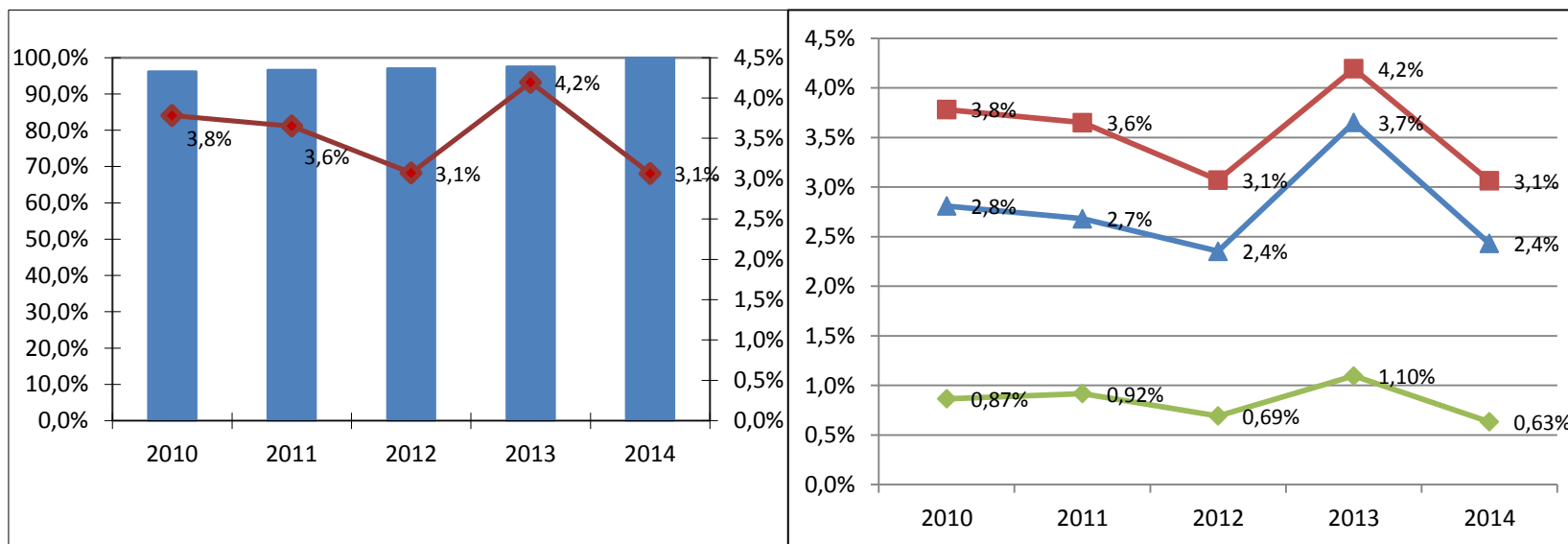
Focus on Sicily



Sicily activity in 2014

year	herds present	herds subjected to programm	herds tested	herds positive	Total animals tested	Animals positive
2010	10715	10301	10287	389	357133	3091
2011	10516	10157	10110	369	363078	3330
2012	10283	9972	9902	304	351704	2432
2013	10032	9779	9778	410	342661	3754
2014	9903	9663	9662	296	339835	2153

Coverage checks, prevalence, incidence and positive animals

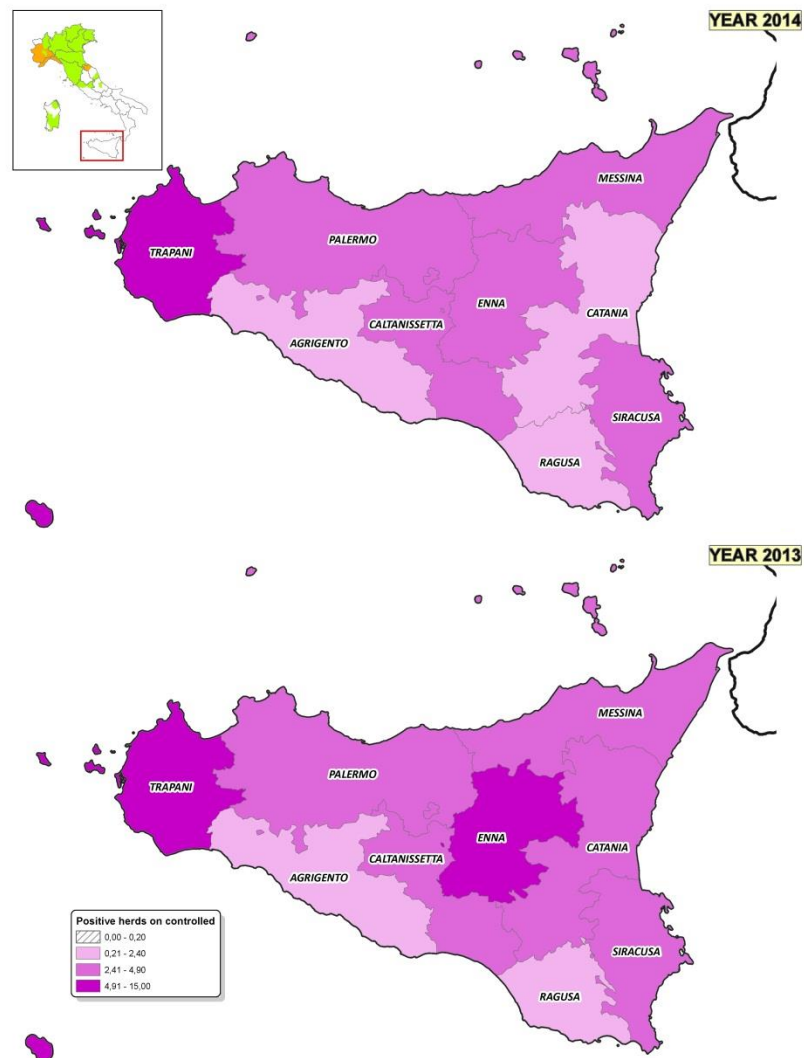


Sicily activity in 2014

Country	herds present	herds subjected to programm	herds tested	herds positive	new positive	Total animals examined	Animals positive
AGRIGENTO	477	473	473	3	3	9886	17
CALTANISSETTA	212	188	188	6	3	6964	77
CATANIA	660	642	642	12	8	29426	106
ENNA	1339	1335	1335	57	39	52990	519
MESSINA	1987	1909	1908	54	45	51758	246
PALERMO	2497	2469	2469	110	94	74152	750
RAGUSA	1552	1498	1498	12	8	74344	178
SIRACUSA	865	863	863	25	23	36199	108
TRAPANI	314	286	286	17	12	4116	152
SICILY	9903	9663	9662	296	235	339835	2153

Bovine Tuberculosis positive herds in 2013-2014

PROVINCE	POSITIVE HERDS 2013	POSITIVE HERDS 2014
Agrigento	0,6%	0,6%
Caltanissetta	2,6%	3,2%
Catania	3,7%	1,9%
Enna	10,7%	4,3%
Messina	4,2%	2,8%
Palermo	3,8%	4,5%
Ragusa	1,0%	0,8%
Siracusa	3,0%	2,9%
Trapani	5,8%	5,9%
Sicily	4,2%	3,1%

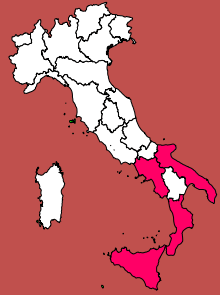


CONSIDERATIONS

- The region with the highest prevalence is the Sicily, that has registered the highest prevalence in Italy (3,06%), in the 2014, also if this data is decreasing respect to the 2013 (4,02%). The high prevalence registered in the Provinces of Messina; Trapani, Palermo, Enna, Caltanissetta and Siracusa, give a picture of a diffuse problem in all Region.
- That said, it seems more feasible to aim at the eradication of the infection in the Italian peninsular at first, that has registered a prevalence under 1%, and elaborate with the Sicilian regional authority appropriate effective strategies for his territories to permit to reach also in this region the eradication of the disease.



Actions at a National level (Ministry of Health)



- Within these strategies and considered the effectiveness of the ministerial order 9 August 2012 laying down special measures for brucellosis of the ovi-caprine in the Regions Calabria, Campania, Apulia and Sicily, which provided for further control measures for the diseases listed above, expired in August 2014, the Ministry of Health started the process of drafting and approval of a new Ministerial Order.
- It contains measures that affect all territories still not officially free and that originate from:
 - the experience of the application of the last M.O. during these years;
 - from the recommendations of the FVO ;
 - from the recommendation of EU task force.

The new Ordinance includes the following actions:

- 1) responsibility of the procedure of eradication;
- 2) animal identification;
- 3) suspension of qualifications;
- 4) control on infected holdings (2 days for notification, 15 days for slaughtering, stamping-out, epidemiological investigations, notification in SIMAN and ADNS, use of SANAN);
- 5) controls on dealers (monthly controls, controls in case of positivity, sanctions);
- 6) control on fattening holdings (canalization);
- 7) payment of compensations within 90 days;
- 8) controls on registration of pastures and on animal movimentation (special misure for animal without control at pasture);
- 9) controls on irregularity and fraud;

Thanks for your attention

