



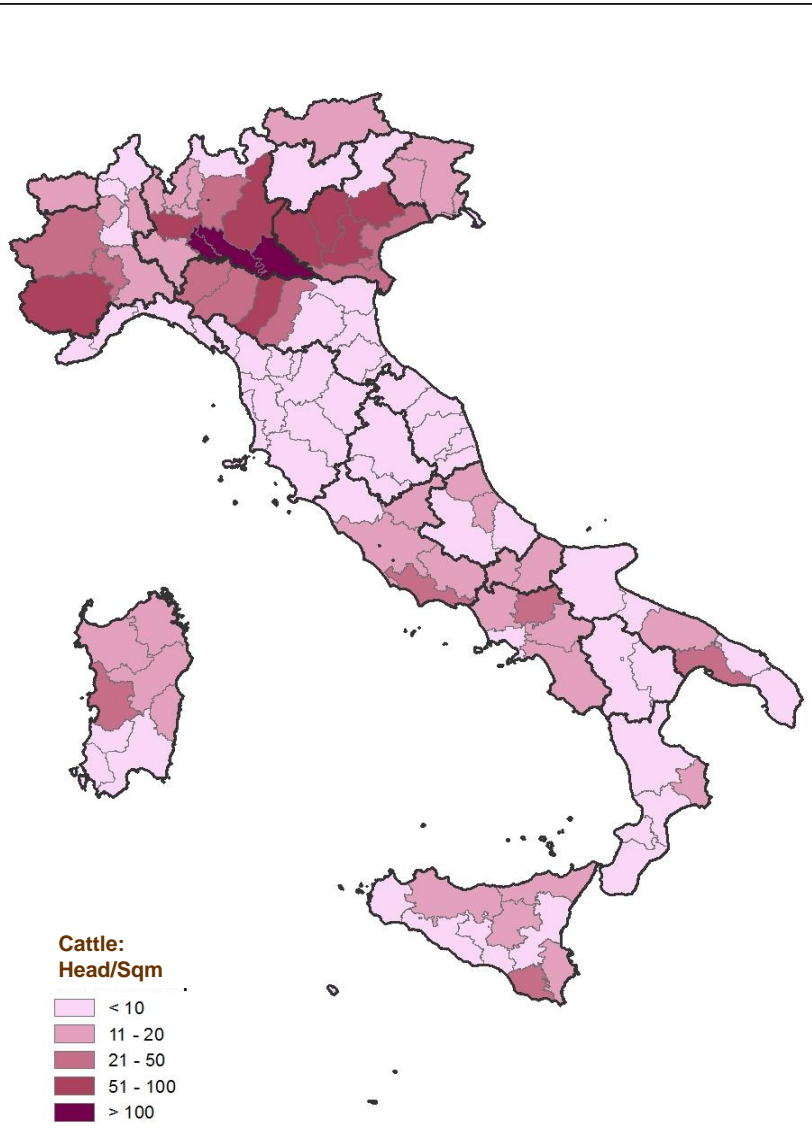
Ministero della Salute

Direzione generale della sanità animale e dei farmaci veterinari

Italy on the results of the implementation of the bovine brucellosis and ovine and caprine brucellosis eradication programmes in 2015

SCoPAFF 4/5 October 2016

B O V I N E – herds/animals distribution

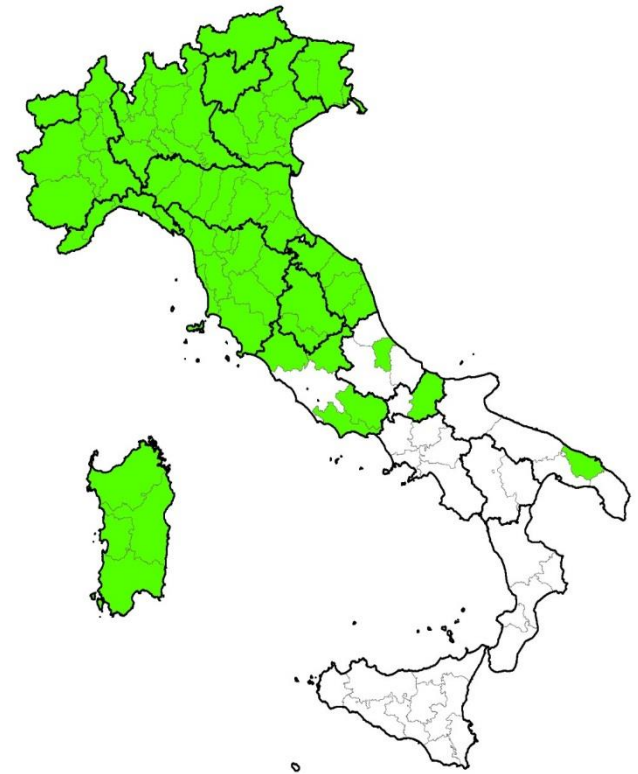


YEAR	NR. OF HERDS COUNTRYWIDE	NR. OF HERDS IN NON-OBF TERRITORIES	
		Total	To be Tested
2011	146,366	45,806	37,943
2012	140,506	43,486	35,286
2013	137,078	41,931	34,410
2014	135,038	40,981	32,778
2015	132,378	40,025	32,400

YEAR	NR. OF ANIMALS COUNTRYWIDE	NR. OF ANIMALS IN NON-OBF TERRITORIES	
		Total	To be Tested
2011	5,694,580	1,158,925	852,663
2012	5,554,545	1,098,120	800,473
2013	5,500,677	1,073,874	771,241
2014	5,561,195	1,080,660	754,958
2015	5,535,696	1,120,279	783,449

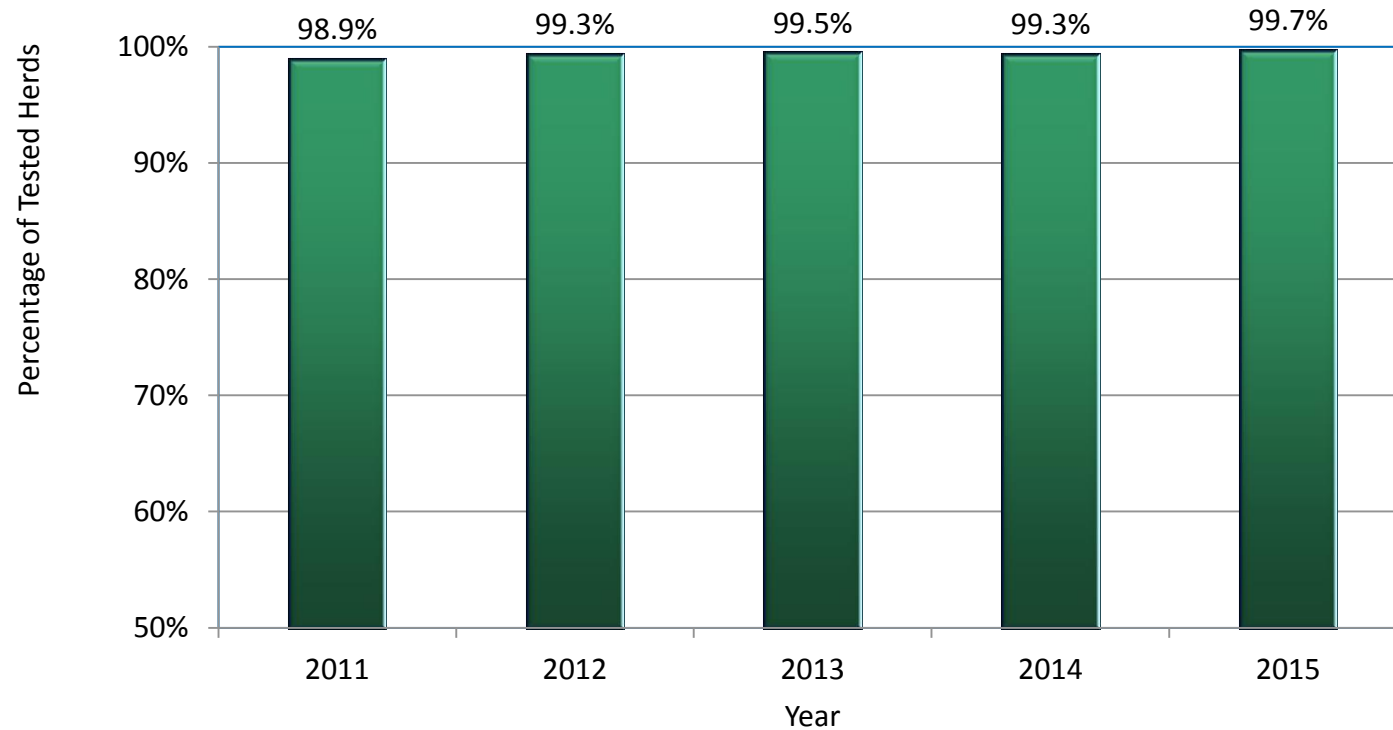
B O V I N E - Territories OBF and NOBF

REGIONS	Number of herds under programme	Number of herds controlled	Number of positive herds	Number of new positive herds	Number of stamping - out	Indicators		
						% of herds controlled	% prevalence positive herds	% incidence of positive herds
ABRUZZO	2349	2328	12	9	2	99,11 %	0,52 %	0,39 %
BASILICATA	2531	2529	17	7	1	99,92 %	0,67 %	0,28 %
CALABRIA	5726	5726	88	69	0	100,00 %	1,54 %	1,21 %
CAMPANIA	7383	7324	91	75	1	99,20 %	1,24 %	1,02 %
LAZIO	752	752	0	0	0	100,00 %	0,00 %	0,00 %
MOLISE	526	526	5	5	0	100,00 %	0,95 %	0,95 %
PUGLIA	3537	3537	73	48	6	100,00 %	2,06 %	1,36 %
SICILIA	9596	9566	312	283	3	99,69 %	3,26 %	2,96 %

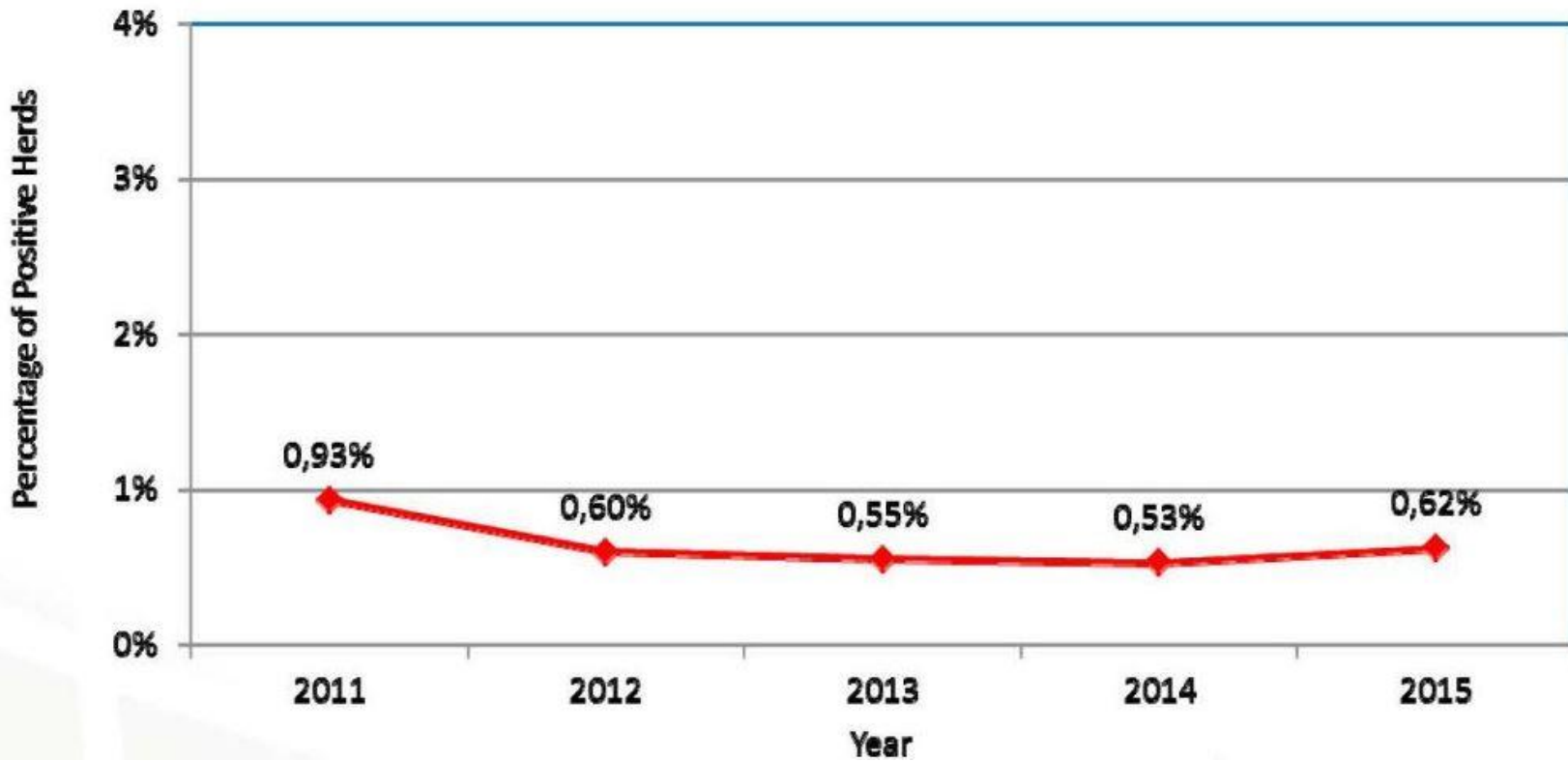


**Commission Decision
2014/91/EU**

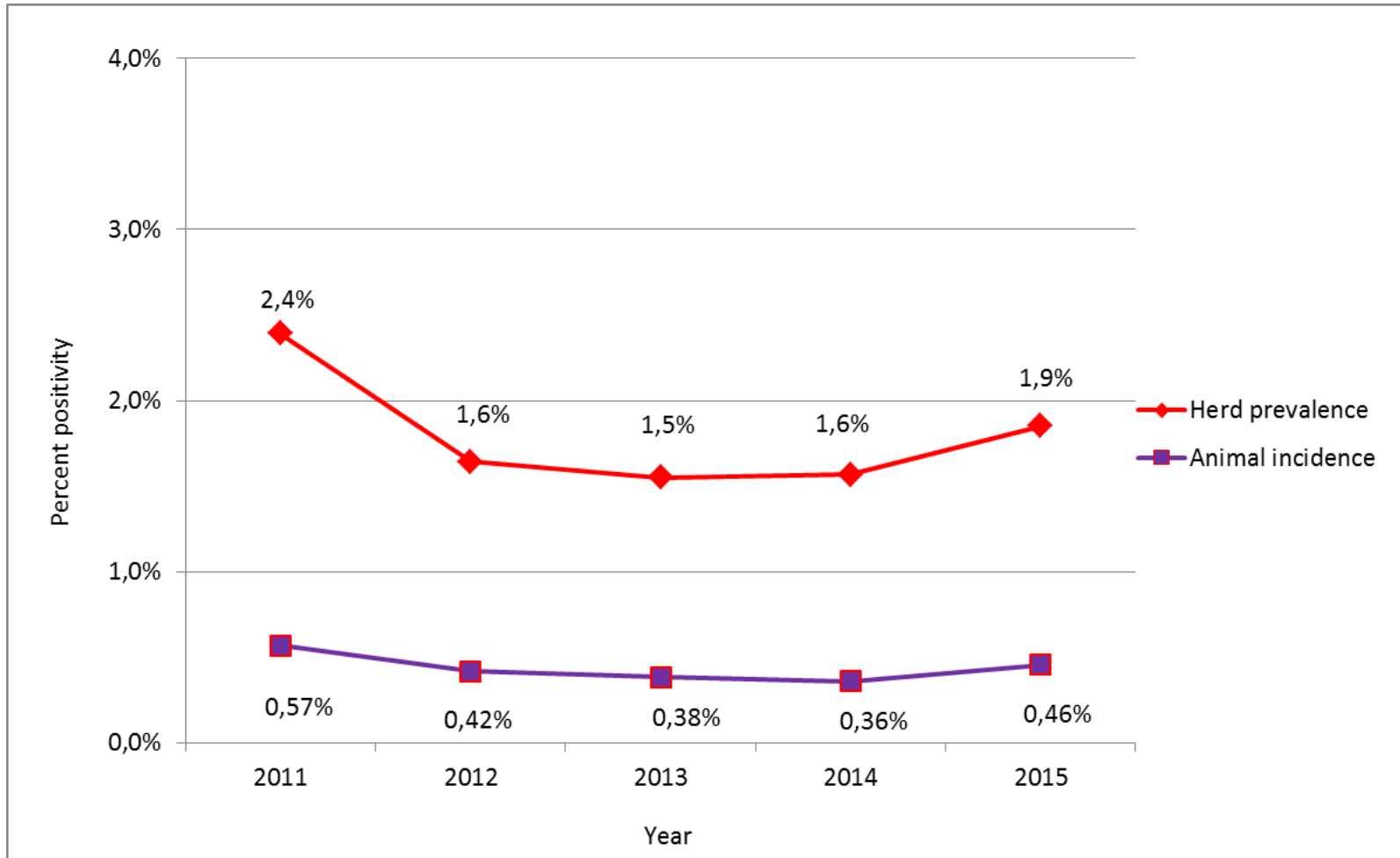
B O V I N E – Percentage of controls..



B O V I N E – evolution of brucellosis in whole Italy in the past years..

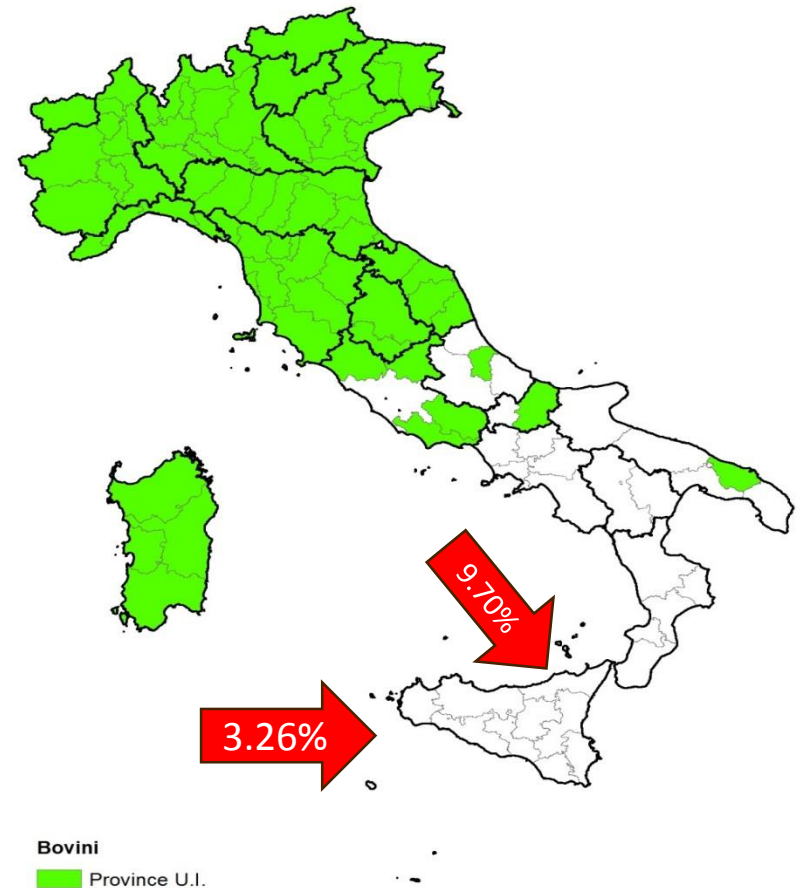


B O V I N E – Territories NOBF evolution in the past years..



BOVINE – Difficulties registered..

The higher prevalence in the NOBT territories in Italy is reported in Sicily, with an overall prevalence of 3,26% herds infected on controlled, and with the Province of Messina that recording the highest value amongst all provinces, i.e. 9,70 %.



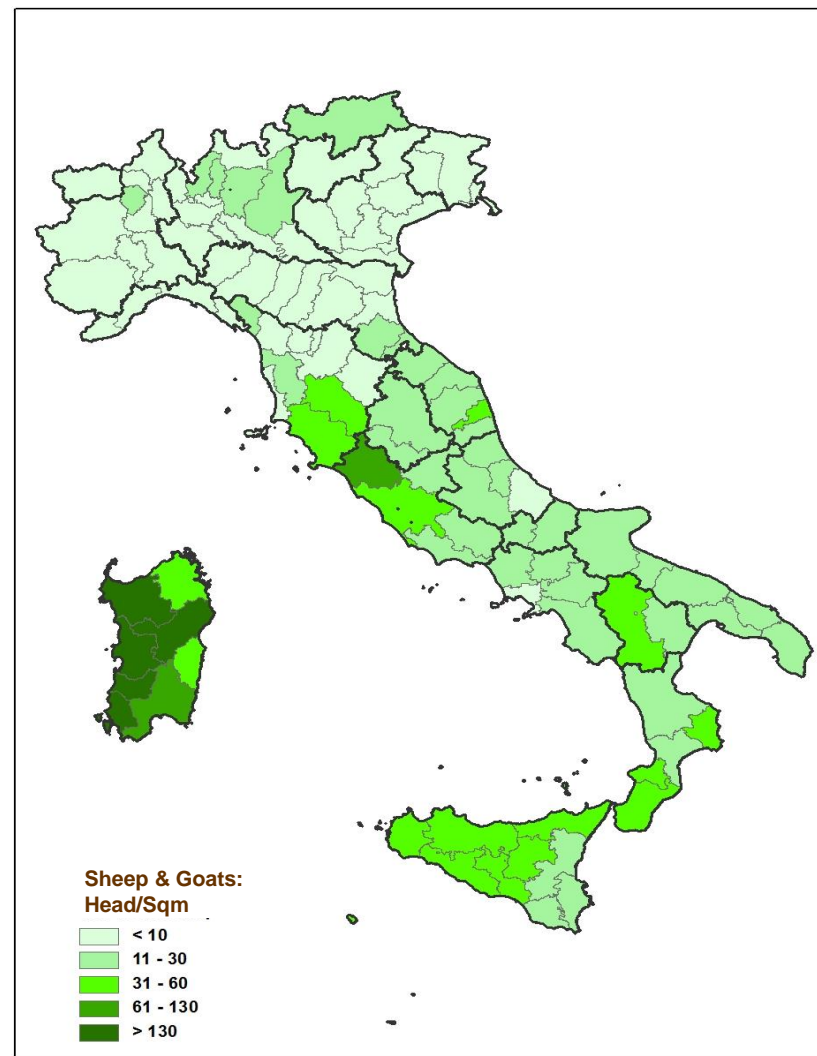
TARGET registered 2015 ...

- TARGET IT: reduction compared to 2012 (1,80) of at least 0,40% = 1,08%.
- prevalence registered in whole Italy in 2015: **0,62%**.
- prevalence registered in Italy in the territories NOBF in 2015: **1,85%**.

SHEEP & GOATS- floks/animals distribution

YEAR	NR. OF FLOCKS COUNTRYWIDE	NR. OF FLOCKS IN NON-OBF TERRITORIES	
		Total	To be Tested
2011	150,254	44,462	42,373
2012	148,446	42,831	42,246
2013	147,022	43,426	39,912
2014	147,632	39,145	38,184
2015	147,405	39,381	38,505

YEAR	NR. OF ANIMALS COUNTRYWIDE	NR. OF ANIMALS IN NON-OBF TERRITORIES	
		Total	To be Tested
2011	8,554,323	2,828,624	2,480,065
2012	8,389,353	2,773,279	2,409,458
2013	8,315,292	2,829,928	2,395,031
2014	8,231,064	2,705,630	2,328,489
2015	8,165,317	2,664,514	2,292,190



SHEEP & GOATS- Territories OBF and NOBF

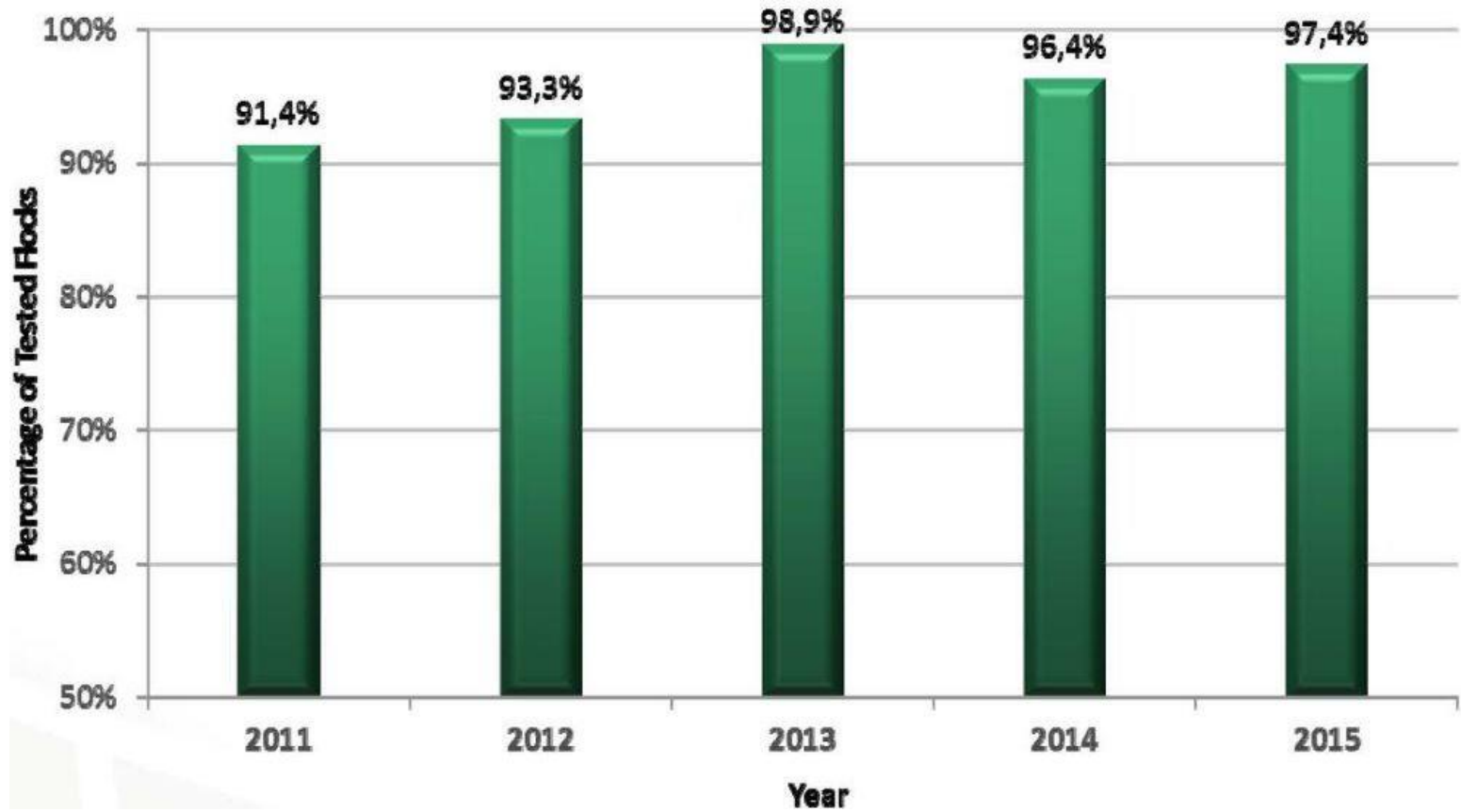
REGIONS	Number of herds under programme	Number of herds controlled	Number of positive herds	Number of new positive herds	Number of stamping out	Indicatori		
						% of controls	% of prevalence	% of incidence
ABRUZZO	4474	4474	1	1	0	100,00 %	0,02 %	0,02 %
BASILICAT A	6462	6450	4	3	0	99,81 %	0,06 %	0,05 %
CALABRIA	8342	8342	94	80	1	100,00 %	1,13 %	0,96 %
CAMPANIA	6916	6301	42	34	1	91,11 %	0,67 %	0,54 %
PUGLIA	3523	3523	15	12	7	100,00 %	0,43 %	0,34 %
SICILIA	8788	8407	309	234	21	95,66 %	3,68 %	2,78 %



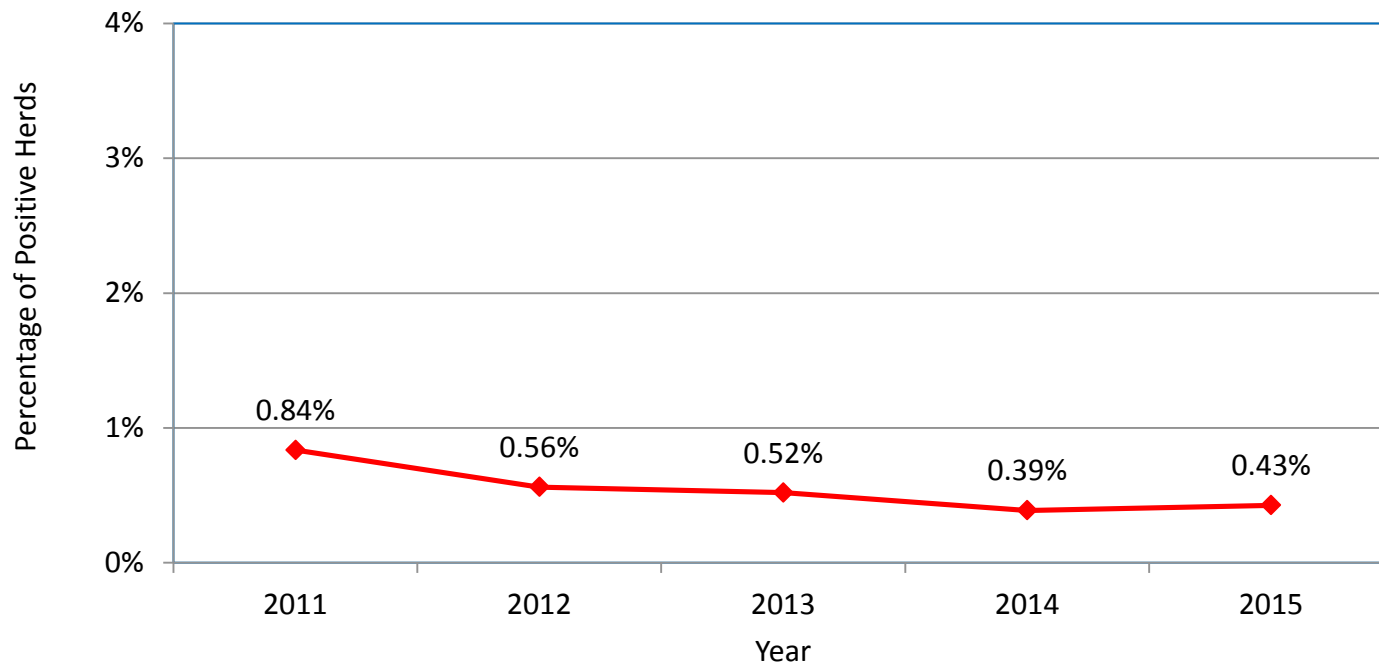
Ovi-caprini
■ Province U.I.

Decision Voted at the SCoPAFF of September 2016

Percentage of controls...

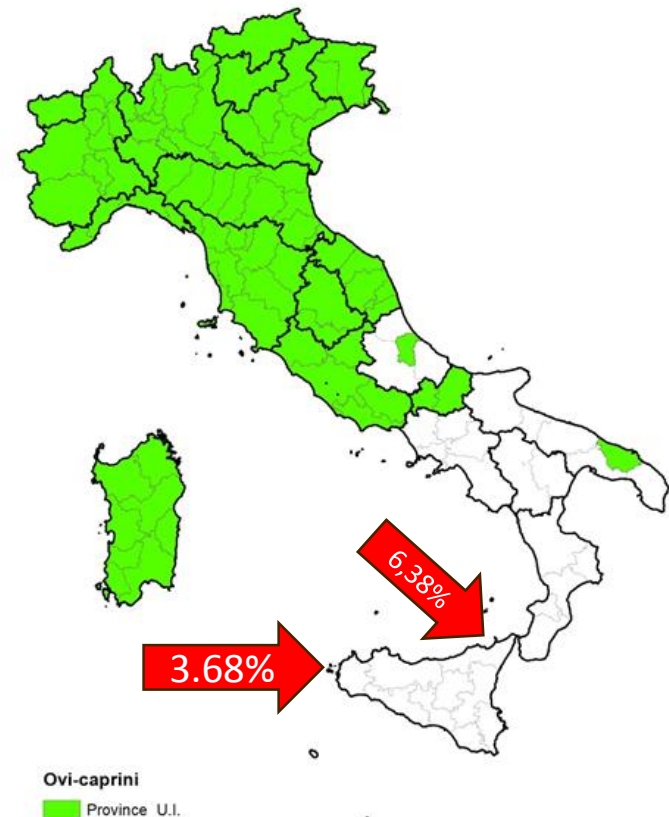


Sheep and Goats– evolution of brucellosis in whole Italy in the past years..



Difficulties registered...

The higher prevalence in Italy is reported from Sicily region, with an overall prevalence of 3,68% flocks infected on controlled, and with the Province of Messina recording the highest value amongst all provinces, i.e. 6,38%.



TARGET registered 2015...

- TARGET IT on the territories not OF.: reduction compared to 2012 (1,80) of at least 0,40%: 0,81%.
- prevalence registered in whole Italy in 2015: **0,41%**.
- prevalence registered in Italy in the territories not OF in 2015: **1,24%**.

challenges identified or faced ...

- To implement the use of E. E. with the ongoing workshop that will conclude the 15 November 2016;
- Reach in all regions the 100% of Controls.
- Follow-up the situation in SICILY, to control the disease cause of the increase of the Italian prevalence.
- Renew the Ministerial Order 28 may 2015 for other two years and introduce special measures for Sicily.

Eradication date currently foreseen..

- Achievment for the LAZIO REGION of the conditions of eradication of Bovine-Buffalo Brucellosis

LAZIO	752	752	0	0	0	100,00 %	0,00 %	0,00 %
-------	-----	-----	---	---	---	----------	--------	--------

- Achievment for the REGIONS ABRUZZO AND BASILICATA of the conditions of eradication of Sheep & Goats Brucellosis

ABRUZZO	4474	4474	1	1	0	100,00 %	0,02 %	0,02 %
BASILICATA	6462	6450	4	3	0	99,81 %	0,06 %	0,05 %



Expected targets in the coming years...

- TARGET IT BB Brucellosis in 2017: reduction compared to 2015 (1,08%) of at least 0,30% = 0,75%.
- prevalence registered in whole Italy in 2015: **0,62%**.
- TARGET IT SG Brucellosis in 2017: reduction compared to 2015 (0,81%) of at least 0,20%: 0,65%.
- prevalence registered in whole Italy in 2015: **0,41%**.



Grazie per l'attenzione

r.lomolino@sanita.it