

Bluetongue Situation in Austria

SCOPAFF

17./18. January 2017

Dr. Johann Damoser

Chronology

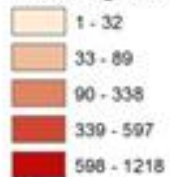
- Since September 2014 Austria was affected by restriction zones due to outbreaks of BT-4 in Hungary
- Definition of a „high risk area“ and increased surveillance



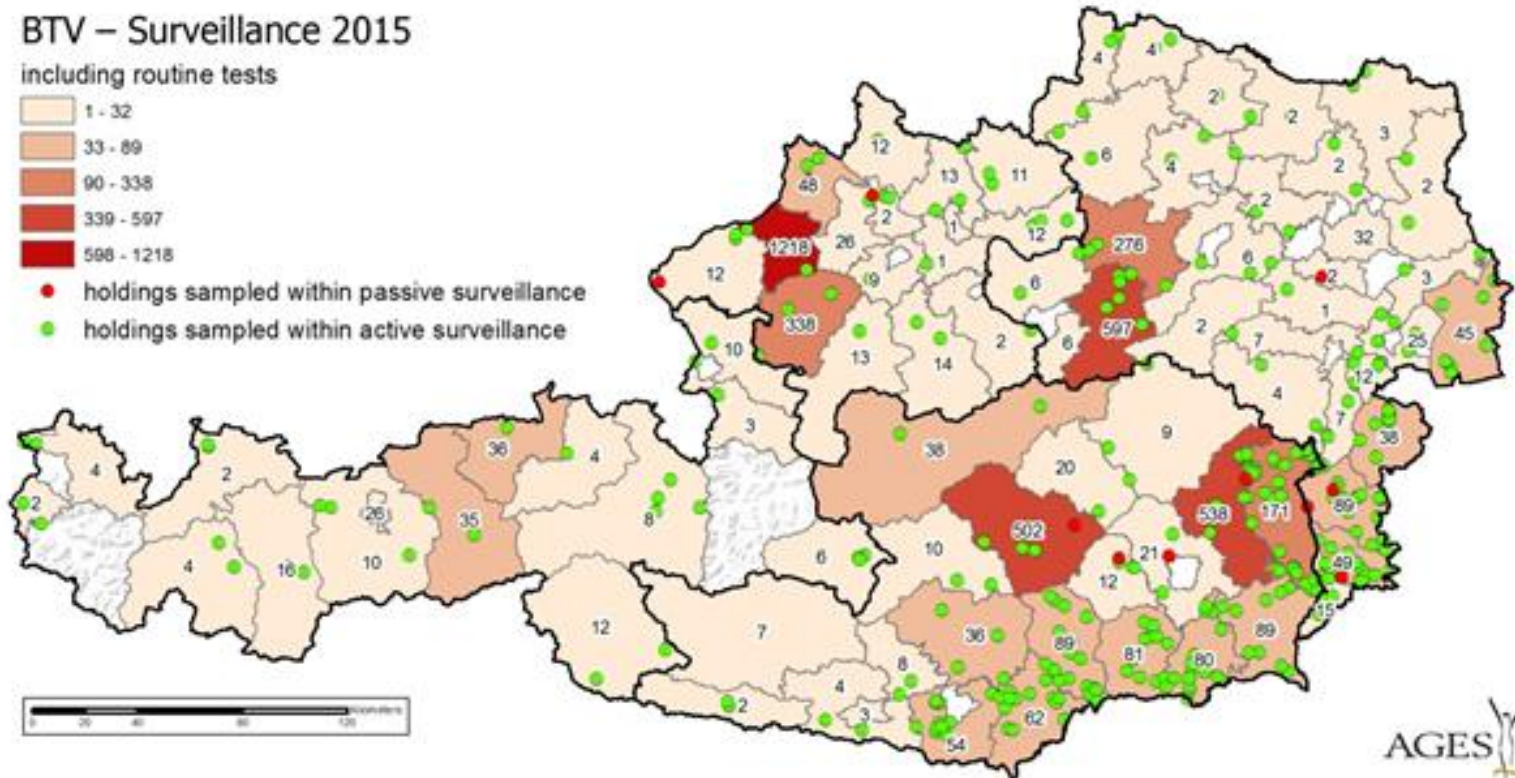
Results 2015

BTV – Surveillance 2015

including routine tests



- holdings sampled within passive surveillance
- holdings sampled within active surveillance



Surveillance 2015

- In order to detect a 2 % prevalence with a confidence of 95 % in the high risk area, 150 samples per month have been taken.
- Within the remaining regions four times a year 35 samples have been taken (10 % prevalence, 95 % confidence)
- Target animals: Unvaccinated cattle, older than 12 month and free ranged

2015

- Within the surveillance program positive results on 4 holdings in the federal countries of **Burgenland** and **Styria** have been found; the first cases were confirmed on 17.11.2015.

BTV-4 cases 2015 in Austria (red dots), in Hungary and Slovenia (blue dots)



Modified surveillance 2015 after detection of cases

- 28 regional units
- Sampling: 5 % prevalence (95 % security) →
- 60 samples per unit from unvaccinated cattle
 - In free units: 4/year
 - In restricted units: risk based sampling once in autumn

Measures 2015

- a restriction zone was installed and movement restrictions according to Commission Regulation (EC) No. 1266/2007 are established
- notification via **ADNS** and **OIE** on November 18th
- voluntary vaccination against BTV 4 is possible since summer 2015
- seasonally vector free period (9 traps evenly distributed in all regions of Austria)

2016

- Two further positive, epidemiologically linked animals have been detected within the surveillance program in the start of 2016 in the same area
- The actual positive animal (confirmation Dec. 2016) was apparently infected several weeks before (sample from 29.11.2016 showed very low virus load but high Ab-titre). No clinical signs!
- As a consequence the geographical units 6,7 and 8 are now within the restricted area

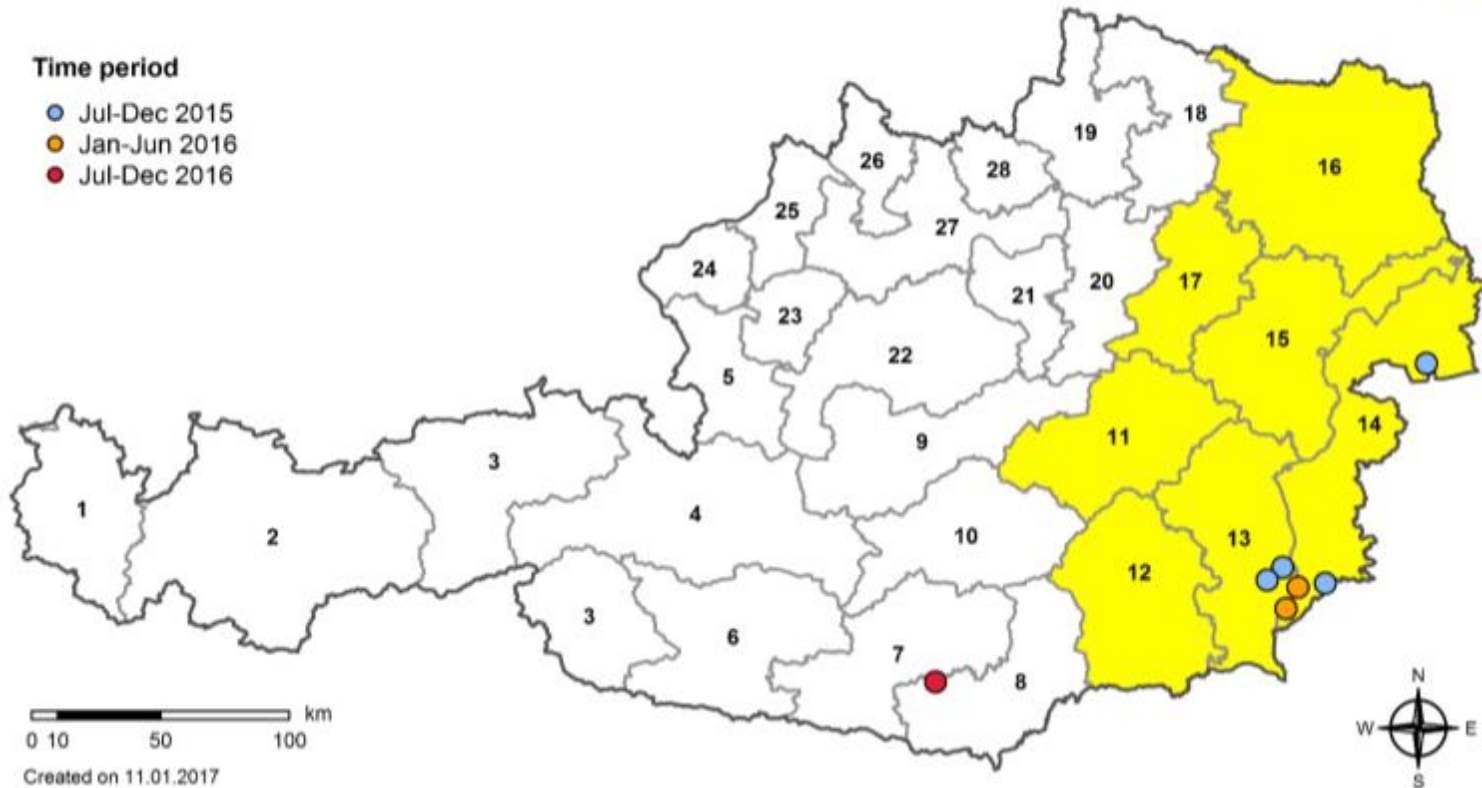
Outbreaks 2015-2016

BT-4 Outbreaks



Time period

- Jul-Dec 2015
- Jan-Jun 2016
- Jul-Dec 2016



Created on 11.01.2017

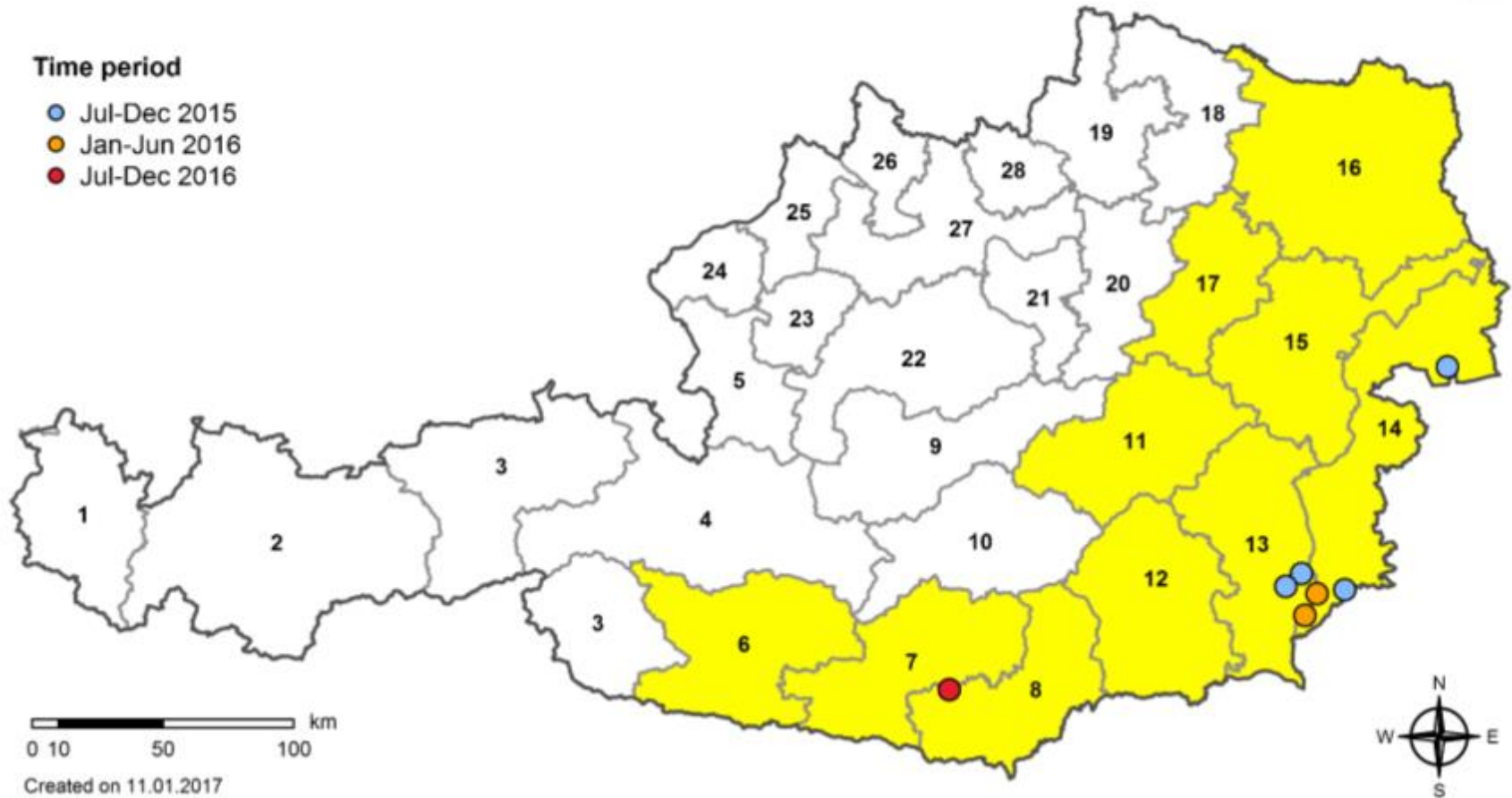
New restricted area

BT-4 Outbreaks



Time period

- Jul-Dec 2015
- Jan-Jun 2016
- Jul-Dec 2016



Created on 11.01.2017

Surveillance 2016

- 28 regional units
- Sampling: 5 % prevalence (95 % security) →
- 60 samples per unit from unvaccinated cattle
 - In free units: 4/year
 - In restricted units: risk based sampling once in autumn

Surveillance 2016

- Active surveillance: Number of samples and holdings.

Some holdings were checked in several quarters therefore subtotals may not add up.

Quarter	Restriction zone		Non-Restriction zone	
	samples	holdings	samples	holdings
Q 1-2016	12	3	1,153	322
Q 2-2016	0	0	1,269	381
Q 3-2016	0	0	1,142	354
Q 4-2016	423	107	1,425	402
total	435	110	4,989	1,148

Surveillance 2016

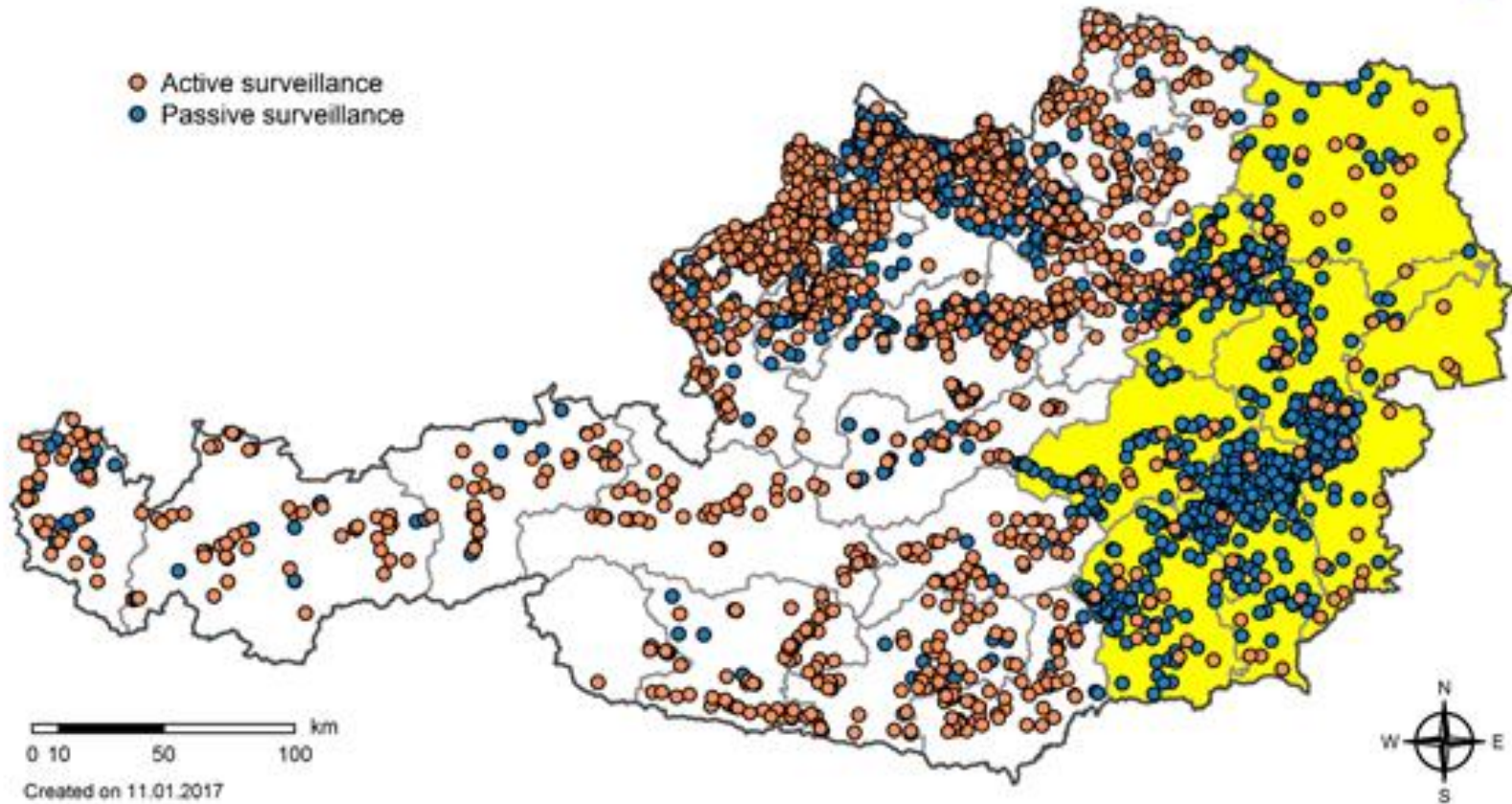
- "Passive" surveillance (additional investigations i.g. sampling for export): Number of samples and holdings.

Some holdings were checked in several quarters therefore subtotals may not add up.

Quarter	samples	holdings
Q 1-2016	7,802	916
Q 2-2016	4,167	301
Q 3-2016	1,286	94
Q 4-2016	3,466	466
total	16,721	1,496

Surveillance 2016

BT-4 01.01.-31.12.2016



Vaccination

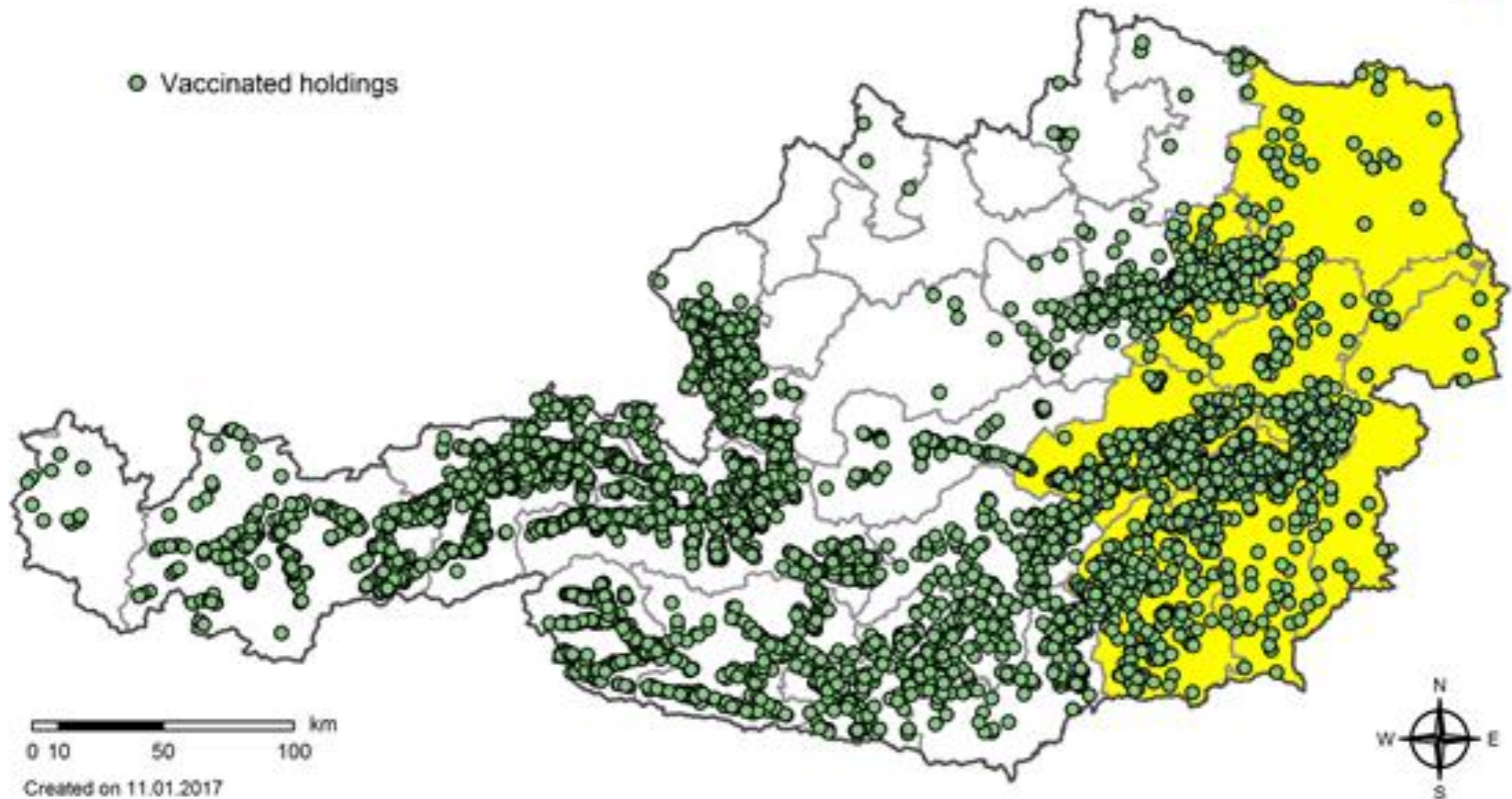
- Facultative BT-4 vaccination 2016 in **5,237** holdings

Species / Type of Vaccination	1 - immunisation	2 - immunisation
Cattle	70,694	68,402
Sheep	8,963	7,535
Goat	523	553
total	80,180	76,490

Vaccination 2016

BT-4 01.01.-31.12.2016

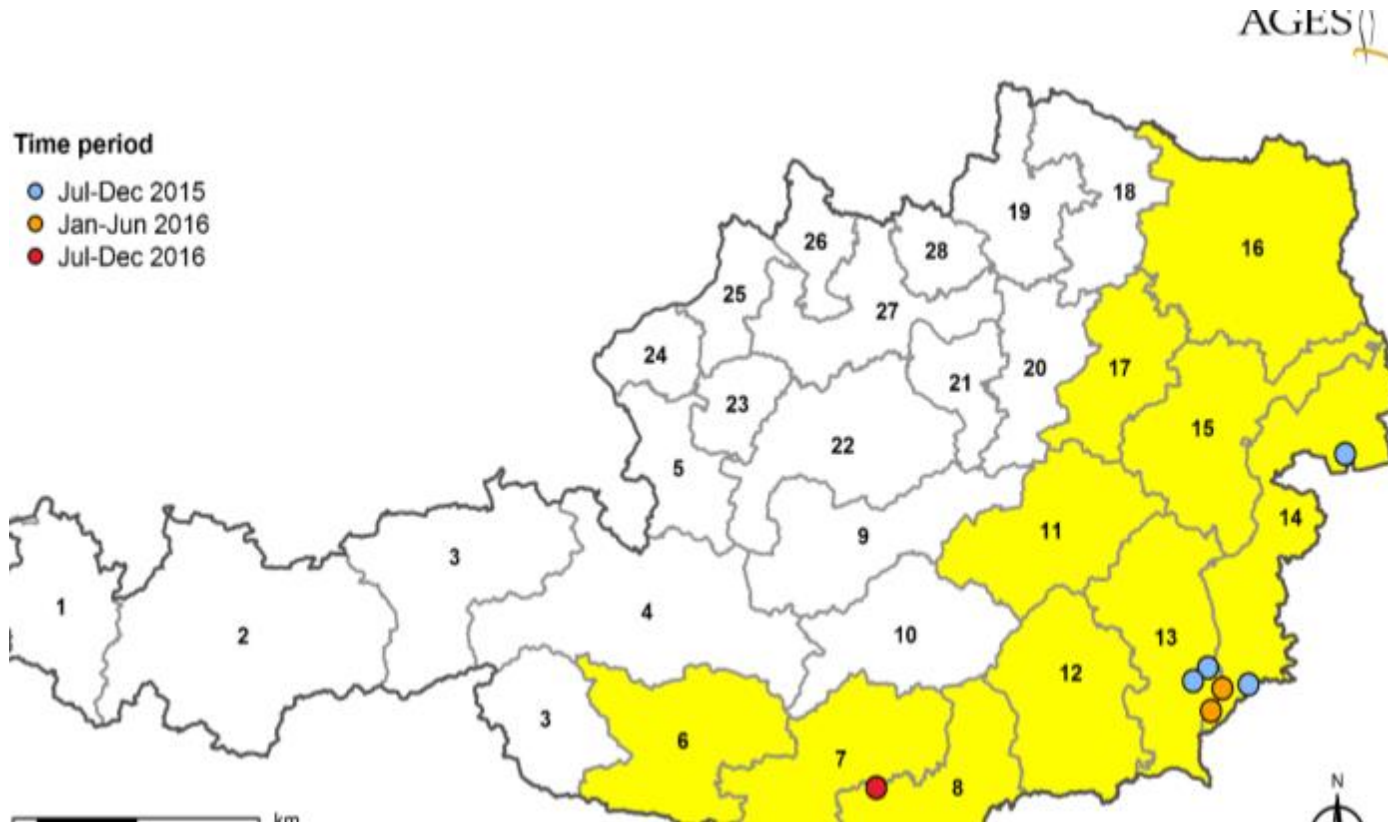
AGES 




Conclusions and future prospects

- In total, 7 outbreaks of BTV-4 with 10 positive cattle have been found in Austria between November 2015 and December 2016; **no clinical symptoms**
- All measures according to European and Austrian legislation have been taken immediately after confirmation
- Vaccination of cattle on a high level
- Statistically proofed sampling for ongoing surveillance

Restricted area since December 2016

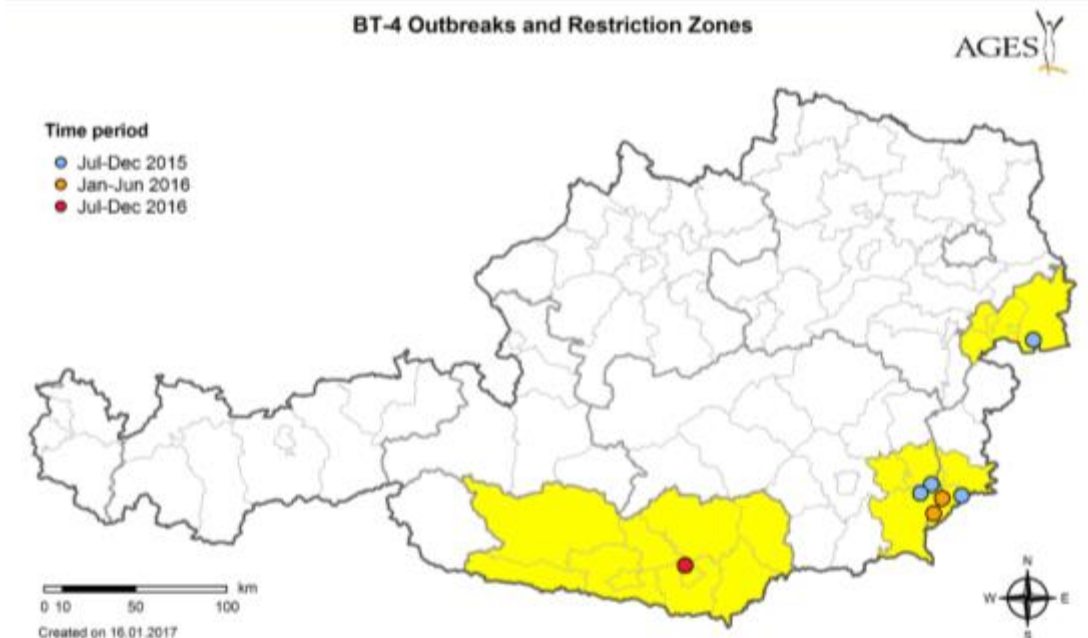


Enhanced surveillance in 2017

- 28 regional units
 - Sampling: 5 % prevalence (95 % security)
 - 60 samples per unit from unvaccinated cattle
 - **In all units: 4/year**
- 

Conclusions and future prospects

- Planned adaption of the restricted area at the end of seasonally vector free period (2nd quarter)
- Enhanced surveillance



THANK YOU FOR YOUR ATTENTION