



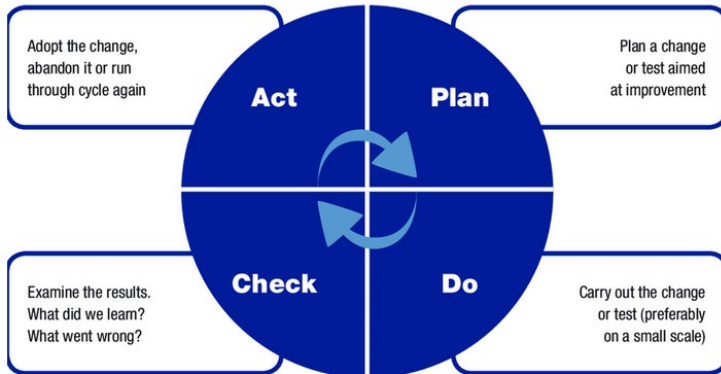
ANIMAL WELFARE INDICATORS

OVERVIEW REPORT SANTE MR-2021-7319

Ana Ramírez Vela

Head of Unit SANTE F2

PROJECT OBJECTIVE



Quality management system for official controls?

Use of indicators:

- Extend and seriousness of problems
- To report outcomes



REPORT METHODOLOGY



7 audits

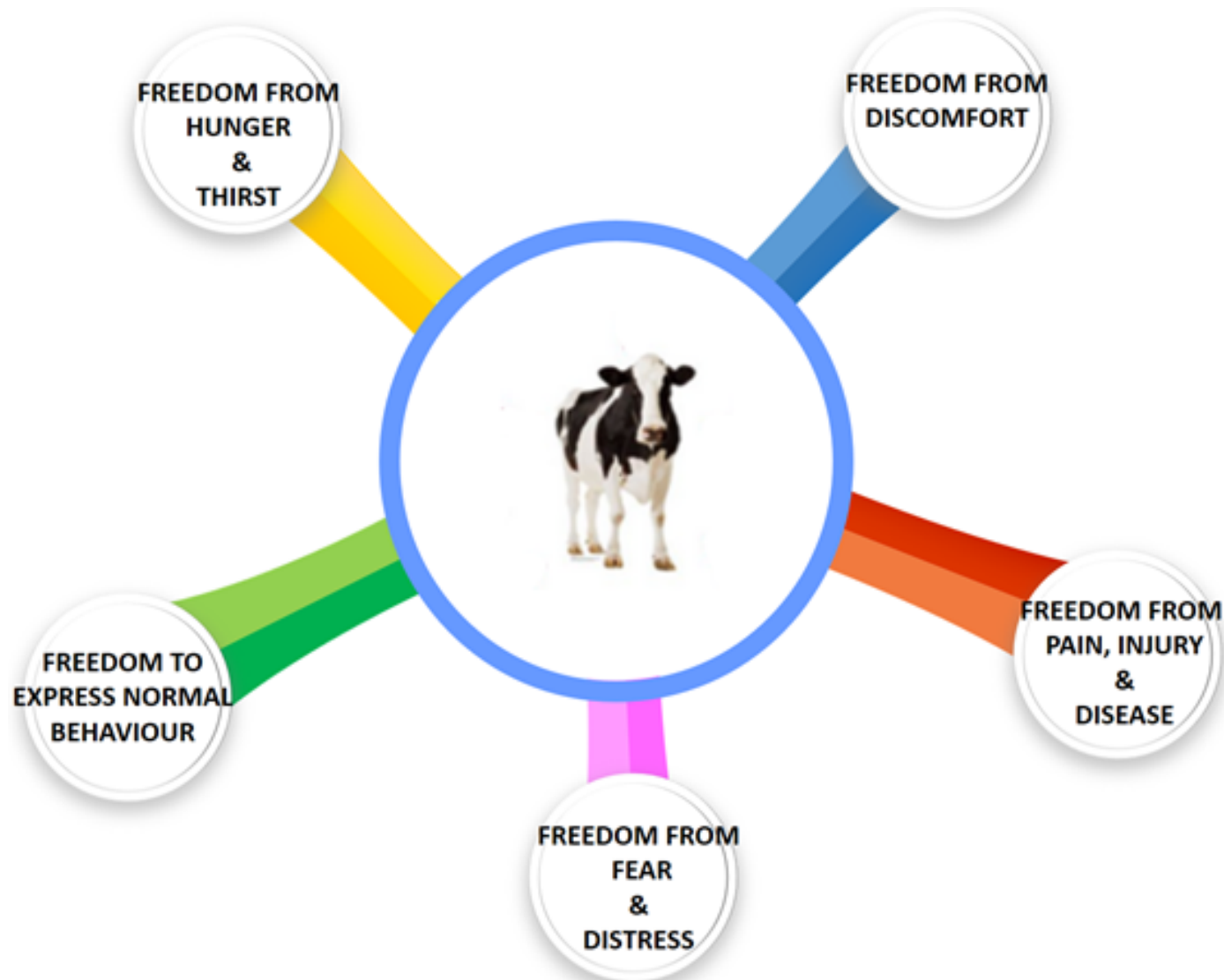


Meetings (academia, quality schemes, industry)

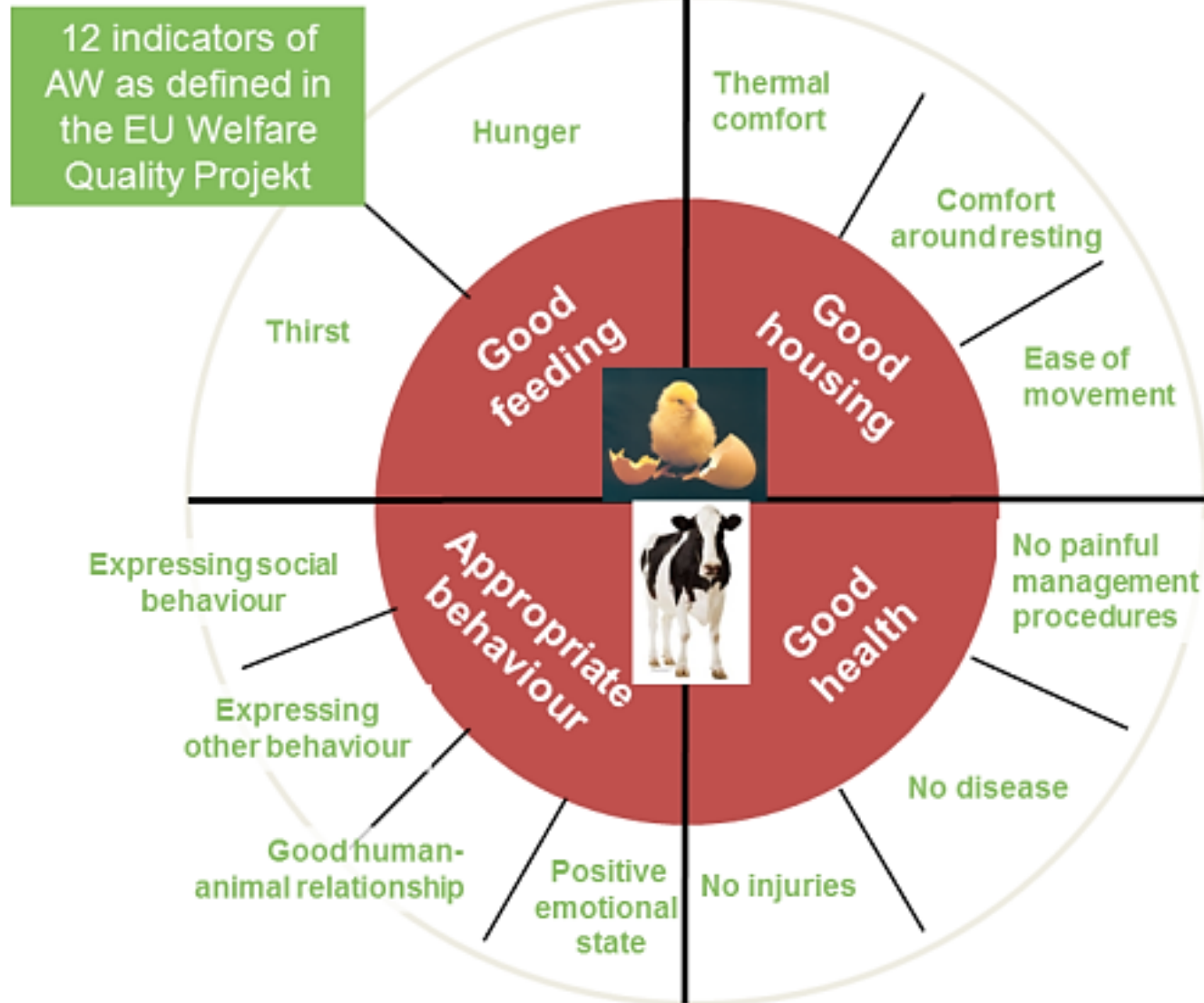


Questionnaires to Member States
Questionnaires to private veterinarians

ANIMAL WELFARE IS COMPLEX



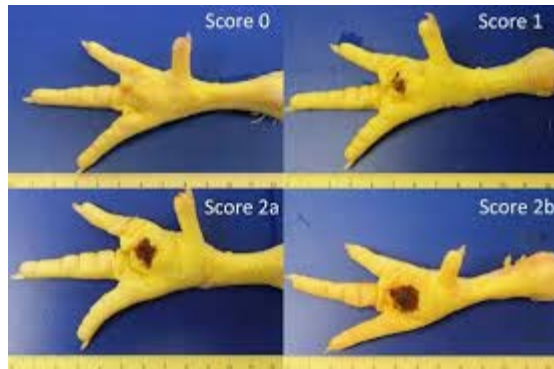
The indicator concept: example of Welfare



(after Keeling 2011)

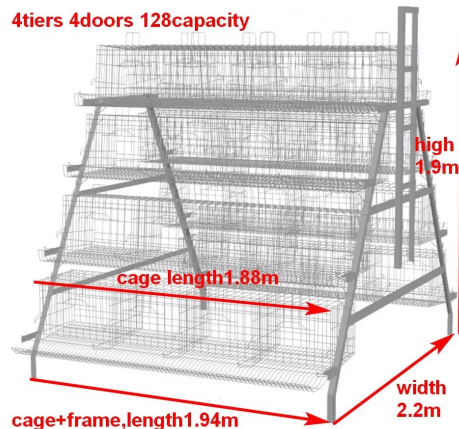

ANIMAL WELFARE INDICATORS

- Animal-based



0	Normal Stands and walks normally. Hind feet land almost exactly in same spot as fore feet.
1	Mildly Lame Shortened stride, head dropped slightly. No limp when walking.
2	Moderately Lame Slight head bob when walking. Head is dropped and back arched when standing.
3	Severely Lame Constant arched back and head bob while walking. Great difficulty moving.

- Resource-based



- Management-based

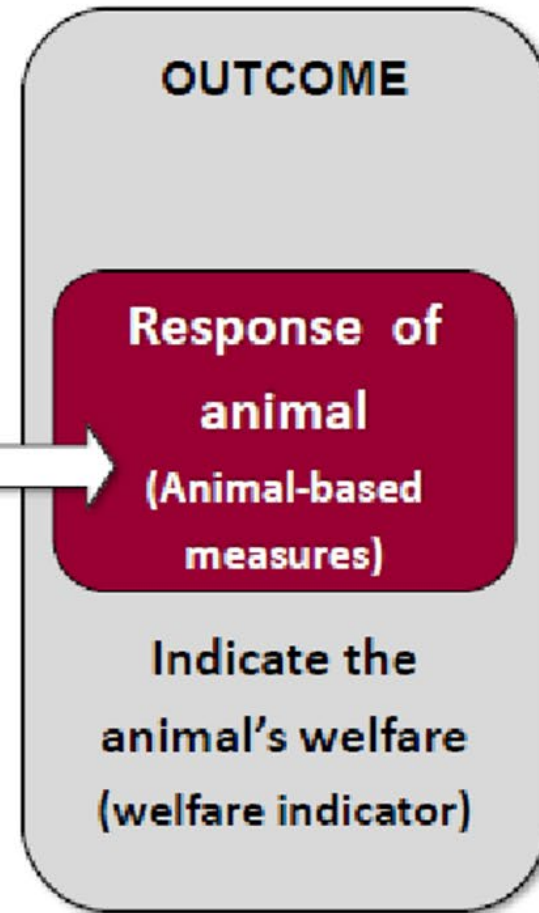


Productivity??

Risk factors



Consequences



EFSA, 2012

VIEWS OF STAKEHOLDERS

- **Private veterinarians**
- **Member States**
- **Quality schemes**

LEGAL COMPLIANCE

≠

ANIMAL WELFARE

NON-COMPLIANCE

≠

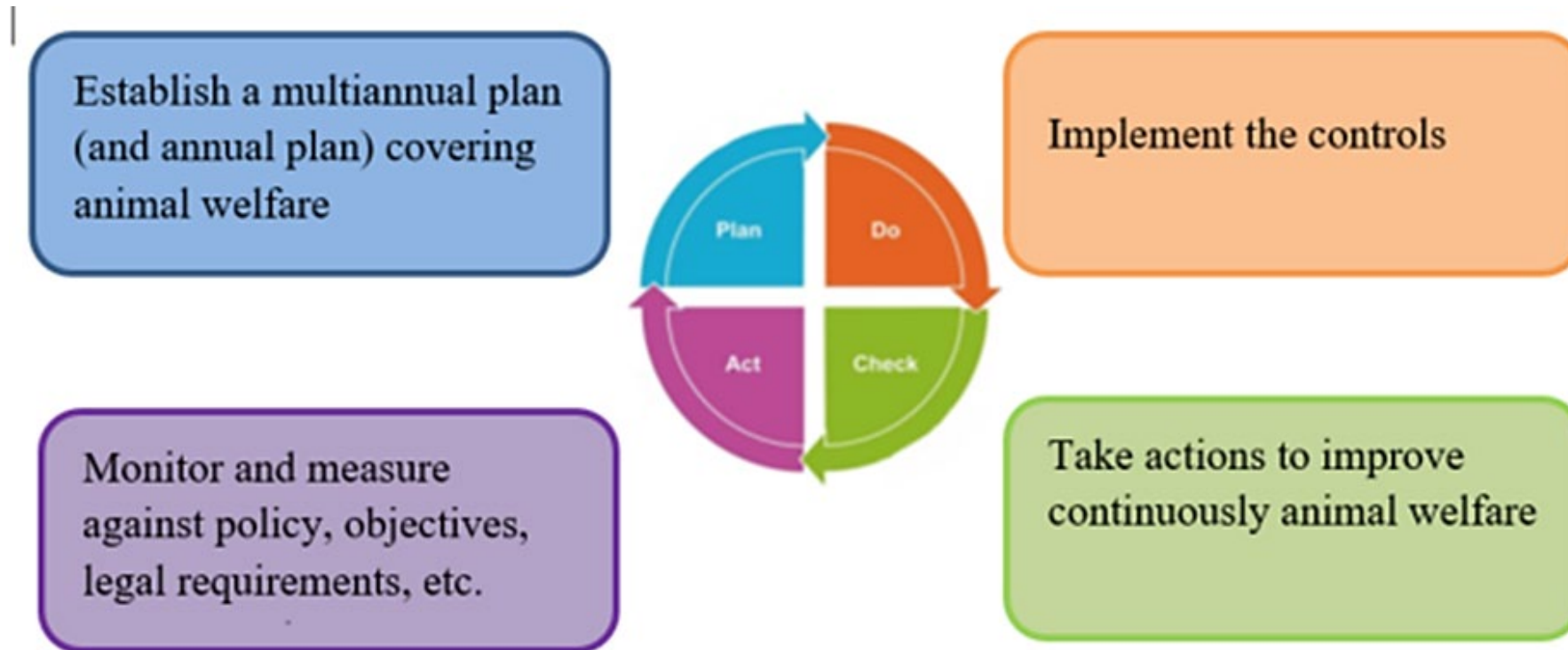
ANIMAL DISTRESS

COMPLIANCE

≠

IDEAL WELLBEING

Quality management of official controls



MEASURING COMPLIANCE

- **Objective/target:** what is the outcome we want
- **Baseline:** where are we now for certain parameter
- **Measure: What, How, When, Who**

Risk-based inspections: efficient use of resources, but not useful to measure compliance. The better they are, the more non-compliances they find

- MANCPs : no specific objectives AW outcomes
- Generally no baselines
- Some MS → generic targets (e.g. achieve >85 % of compliant farms)
- Reports: no analysis of non-compliances

USE OF INDICATORS BY MS

- Mainly legal requirements (foot pad dermatitis, density...)
- Pigs: FI, SE monitor length tails
- Movement towards indicators

PROJECTS FOR CAP FUNDS

ABSENCE OF

- AW situation before the project
- Parameters they will use to demonstrate improvement (CAP indicators)
- How to monitor those parameters
- Target to achieve

QUALITY SCHEMES

- Resource- based
- Animal- based
- Continuous improvement

CHALLENGES

- Comparability
- Lack of consensus between stakeholders
- Many indicators for determine real welfare
- Need of data analysis
- Drivers
- Many quality schemes
- Stakeholder's engagement

CONCLUSION

- Promising developments to find indicators
- Reporting from MS does not give clear picture
- Challenges to assess compliance
- Projects for CAP: absence of necessary elements to see impact
- AW IS COMPLEX- use of legal requirements
- Mainly focus on provision of resources