

Practical Guidelines on the Watering of Equine Animals Transported by Road



World Horse Welfare
FVE
FEEVA
Animal Transportation Association
Animals' Angels
The Donkey Sanctuary

Photographs kindly supplied by:

World Horse Welfare
The Donkey Sanctuary
Belgian Horse Confederation
Animals' Angels

Copyright © 2014 World Horse Welfare, FVE, FEEVA, Animal Transportation Association, Animals' Angels and The Donkey Sanctuary.
Please cite 'Practical Guidelines on the Watering of Equine Animals Transported by Road' if reproducing or sharing any part of this document.
To reference: Anon., 2014 World Horse Welfare, FVE, FEEVA, Animal Transportation Association, Animals' Angels and The Donkey Sanctuary:
Practical Guidelines on the Watering of Equine Animals Transported by Road.
www.worldhorsewelfare.org/guidance



Transporting horses without providing sufficient water will cause them to suffer and could lead to penalties, financial losses and the withdrawal of the authorisation of the transporter and/or the certificate of competence of the driver.

These guidelines are for all individuals involved in the road transport of equine animals at any stage (before, during and after transport). The term 'equine animal' includes horses, ponies, donkeys and their hybrids. Throughout these guidelines we use the term 'horse' except where specific provisions apply.¹

- The purpose of the guidelines is to assist users in understanding:
 - The **effects of road transportation** on the watering needs of horses
 - The **steps necessary to prevent dehydration** and associated problems
 - The possible **signs of dehydration** in horses and the action required if such signs occur
- The guidelines are intended to give as accurate and complete a picture as possible and relate to the usual conditions under which horses are transported by road both within and into the European Union (EU).
- Horse transportation vehicles, watering facilities, road conditions and climate vary greatly throughout the EU. This document is based on the considerations outlined in EU legislation.
- For ease of understanding, some conditions described in the text are illustrated by photographs. The pictures are examples of a condition or situation and many variations can be expected. They should not be considered as the only representation of current practice.
- The guidelines are designed to provide practical advice and to complement existing legislation. They **DO NOT** replace legal obligations. This is **not** a legal document and is therefore not legally binding.
- The authors cannot be held responsible for any claim, damage or loss which may occur as a result of different interpretations of the information contained within the guidelines.



These guidelines must not be used to make a diagnosis - only a veterinarian is qualified to do this.

¹ The guidelines do not apply to foals on a milk diet, which have specific requirements.

Foreword	5
How to use the guidelines	
• Definitions	6
• Understanding the symbols	7
• Summary of EU legislation	8
PART I: WATER REQUIREMENTS	
Why is regular watering important?	10
Horses' water requirements	11
Provision of forage	12
Impact of transportation on horses' water requirements	13
PART II: WATER AND FORAGE PROVISION	
When to provide water and forage	16
• Before transportation	16
• During transportation	18
• On arrival at unloading points or final destination	19
How to provide water and forage	20
PART III: RECOGNISING AND DEALING WITH DEHYDRATION	
Checking for dehydration	24
Signs of inadequate water intake or dehydration	25
What to do if you suspect a horse is dehydrated.....	26
• Before transportation	26
• During transportation	27
• On arrival at unloading points or final destination	27
• Record keeping	28
ANNEX I: KEY POINTS FROM EUROPEAN LEGISLATION	
• General requirements	30
• Provision of water prior to transportation	30
• Provision of water at regular intervals during transportation	31
• Provision of water at control posts	32
ANNEX II: USEFUL INFORMATION	

Horses are transported for a variety of purposes and these guidelines represent an important addition to the improvement of their welfare during these journeys. Transport is clearly a delicate process and a risk for the welfare of the animals. Documents such as this also play a critical role in assisting Member States to achieve full compliance with EU laws.

Almost 50 years ago, the five freedoms identified that one of the fundamental rights of animals is the freedom from thirst. The practical information included in this document should enable all actors involved to provide that freedom at every stage of a journey. And although the proverb says "you can lead a horse to water, but you can't make it drink", I believe that through following this guidance you actually can.



Andrea Gavinelli

Head of Animal Welfare Unit – European Commission



DEFINITIONS


Horse: In these guidelines 'horse' refers to any horse, pony, donkey, mule or hinny.

Control post: The place at which, after a maximum of 24 hours of transport, horses being transported as part of an economic activity must be unloaded, fed, watered and rested for at least 24 hours before travelling further.

Economic activity: In relation to *Regulation 1/2005*, transport of animals undertaken as part of a commercial activity, which directly or indirectly involves or aims at a financial gain for any person or company involved with the transport.

Colic: Abdominal pain caused by disease or other problems in the horse's gastrointestinal tract (stomach and intestines) or other abdominal organs (e.g. liver or kidneys). These conditions can be fatal and therefore colic is always an emergency.

Impaction colic: Colic caused by a blockage in the horse's gastrointestinal tract.



In these guidelines 'horse' refers to any horse, pony, donkey, mule or hinny.

UNDERSTANDING THE SYMBOLS

For quick reference the following symbols have been used throughout the document to help you distinguish key points and legal requirements.



Attention - important information



Quotation of legislation



All horses must receive adequate water before, during and after transportation whether the journey is for economic purposes or not.





These guidelines describe **best practice** for watering horses during transport by road. They also outline the basic **legal provisions** of Council Regulation (EC) No. 1/2005 on the protection of animals during transport and related operations (referred to throughout as '*Regulation 1/2005*'), and Council Regulation (EC) No. 1255/97 concerning Community criteria for control posts (referred to as '*Regulation 1255/97*').

Although the two pieces of legislation referred to apply only to horses transported for economic purposes (see Definitions), **the content of these regulations will assist anyone transporting horses to maintain the health and welfare of the animals in their care.**

Legal requirements are highlighted where relevant in the main body of these guidelines and a summary of the key points of *Regulations 1/2005* and *1255/97* is provided in Annex I.

It is also important to refer to any national rules applying in individual Member States, which may not be restricted to movement for economic purposes.

WATER REQUIREMENTS

EU legislation makes clear that:

§ “No person shall transport animals or cause animals to be transported in a way likely to cause injury or undue suffering to them.” *Regulation 1/2005, Article 3*

§ “The following conditions shall be complied with: water, feed and rest are offered to the animals at suitable intervals and are appropriate in quality and quantity to their species and size.” *Regulation 1/2005, Article 3(h)*

§ “No animal shall be transported unless it is fit for the intended journey, and all animals shall be transported in conditions guaranteed not to cause them injury or unnecessary suffering.” *Regulation 1/2005, Annex I, Chapter I, paragraph 1*



Anyone involved in the road transport of horses should be aware of, and abide by, relevant EU or national legislation in order to avoid penalties or financial losses.

WHY IS REGULAR WATERING IMPORTANT?



Water is essential for life. Horses must be fully hydrated before travelling to help prevent the development of health and welfare problems.

Horses that are dehydrated when they start a journey cannot make up the deficit during transportation and are at risk.

- Horses that do not receive enough water are more likely to suffer from **colic and other illnesses**.
- Dehydrated horses will **become fatigued more quickly** and this will greatly increase the risk of injury or collapse, particularly during transportation.
- Freedom from thirst is essential for a horse's wellbeing. Lack of water can lead to **abnormal behaviour**, which may make horses more difficult to handle and increases the risk of injury to both horse and handler.
- In donkeys, dehydration may increase the risk of **hyperlipaemia**, a potentially deadly condition. It also increases the risk of impaction colic, which can be fatal.



Regular watering is essential in order to help prevent health and welfare problems such as colic and fatigue.

HORSES' WATER REQUIREMENTS



All horses need water to drink in all weather conditions, including very cold weather.

- Horses drink frequently if they have the opportunity, on average around **once every 1-2 hours**.
- Normal drinking behaviour consists of **up to 21 drinking sessions** per day lasting approximately **10-60 seconds each**, although this varies considerably between individual animals.
- Transported horses may require **50-100 litres** of water each per day depending on their size and the conditions.
- Donkeys have a similar water requirement to horses to maintain health but may show **less obvious signs of thirst**.




Horses drink frequently if they have the opportunity. Transportation can greatly increase their water requirements.

- **High environmental temperatures** will greatly increase the amount of water a horse needs, especially when combined with high humidity.
- **Sweaty horses** are at increased risk of ill-health because they will dehydrate more rapidly. They have a much higher water requirement.
- Donkeys and their hybrids do not sweat as obviously as horses; **lack of sweat marks should not be used to judge the hydration status of an animal**.

PROVISION OF FORAGE

 **Good quality forage (e.g. hay) must be provided at the same time as water.**

- Providing good quality forage will help create a small reservoir of fluid in the horse's gut, in turn **helping to keep the horse hydrated**.
- As well as helping to prevent dehydration, feeding forage will provide an ongoing **source of energy** to help the horse cope with the journey and reduce its risk of exhaustion and injury.
- Horses must have access to good quality forage in order to **maintain the health of their digestive system** and thus **reduce the risk of colic**. However, changes in diet can increase the risk of colic and therefore horses should ideally be fed the same type of forage before, during and after their journey.
- Coarse forage, such as straw or very mature hay, can increase the risk of impaction colic in horses that are not accustomed to it or **if insufficient water is provided**. Good quality forage and water should always be provided.
- Concentrate feed alone will not ensure the health of the horse. Feeding large amounts of concentrate or grain **may cause serious health problems**. For animals prone to laminitis, even small amounts of food with a high starch and/or sugar content may lead to an episode.



Provision of good quality appropriate forage will help to keep horses hydrated.

THE IMPACT OF TRANSPORTATION ON HORSES' WATER REQUIREMENTS

 **Transporting horses for long periods causes them to become dehydrated.**

Dehydration can lead to serious health and welfare problems if horses are not provided with sufficient water to rehydrate.

- Horses that are transported for long periods are exposed to many challenges that can **increase the risk of dehydration** and related problems. Some basic actions can play a big part in reducing this risk, including:
 - ✓ **Ensuring horses are fully hydrated** before the journey
 - ✓ **Providing water at regular intervals** (at least **every 4½ hours**) during the journey, or more frequently if conditions require
 - ✓ **Limiting the duration** of the journey
 - ✓ **Reducing stress**
 - ✓ **Providing adequate space** on the vehicle
 - ✓ **Ensuring good ventilation** and circulation of air
 - ✓ **Careful considerate driving**
 - ✓ **Planning journeys** according to the **weather conditions**
 - ✓ **Avoiding transport** in high temperatures or high humidity.

Basic measures can greatly reduce the risk of dehydration and related problems.



- Horses must be given **sufficient space** on the vehicle to allow circulation of air. Lack of space around a horse during transportation will cause the horse to sweat more, leading to greater water loss from its body.
- **Stressed horses** with little experience of transportation can become severely dehydrated within just a few hours, especially if they are transported in hot humid conditions with poor ventilation. **Cases of severe dehydration require immediate veterinary attention.**
- **Overweight horses**, including those that have been fattened for slaughter, are at increased risk of dehydration and exhaustion during transportation. Fat acts as insulation, which prevents horses from regulating their temperature effectively and makes them **more likely to overheat.**
- Horses that become too hot may pant in order to cool down. Panting (rapid, shallow breathing) dehydrates horses and puts them at risk of heat exhaustion and collapse. **Panting horses are a serious cause for concern.** If they also show signs of respiratory distress then **urgent veterinary attention** is required.

WATER AND FORAGE PROVISION




Remember, a well-hydrated horse will arrive at its destination in better condition and better able to perform the role expected of it.



Overweight horses are more likely to overheat during transportation, putting them at risk of dehydration.

WHEN TO PROVIDE WATER AND FORAGE

 Every horse must be provided with unrestricted access to fresh clean water and good quality forage before the journey, during rest stops and upon arrival at destination.

BEFORE TRANSPORTATION


1. Each horse must have **constant and unrestricted access to fresh clean water and good quality forage for at least six hours before departure.** Horses should be allowed to eat and drink right up to the point of departure.
2. To reduce the risk of problems such as colic or injury, **all horses to be transported should be rested in a quiet environment with adequate space** so that they are able to hydrate sufficiently before they begin their journey.



Every horse should have constant and unrestricted access to water before the journey, during rest stops and on arrival at destination.



DURING TRANSPORTATION

 **Horses dehydrate rapidly during transportation, particularly on hot or humid days, if they are overweight or stressed, or in overcrowded conditions.**

Each horse should be given water and forage at least every 4½ hours.

1. *Regulation 1/2005* states that horses must be watered every eight hours; however, **horses may require water much sooner than this** in order to reduce the risk of problems associated with dehydration, such as colic. It is recommended that **during the journey each horse should be given access to fresh clean water and good quality forage at least every 4½ hours of road transport.** Ideally, at least 30 minutes should be allowed for each watering break.

§ **Sufficient water and forage must be carried on the vehicle to ensure all horses are adequately fed and watered during the journey** (*Regulation 1/2005, Annex I, Chapter VI*).

The number of animals in the load must be reduced proportionally if it is not possible to meet this legal requirement.

§ Horses must be offered "**water, feed and the opportunity to rest** as appropriate to their species and age, at suitable intervals" during transport (*Regulation 1/2005 Annex I, Chapter III, paragraph 2.7*).

§ To help ensure that horses will drink when water is provided they **must be given the opportunity to become accustomed to the watering device** (*Regulation 1/2005 Annex I, Chapter III, paragraph 2.7*).

Sufficient water must be carried on the vehicle to ensure that all horses are adequately watered during the journey — always allow extra water in case of delays.



ON ARRIVAL AT UNLOADING POINTS OR FINAL DESTINATION

 **After unloading, each horse should have immediate unrestricted access to clean water and good quality forage.**

Unrestricted access to water and appropriate forage does not increase the risk of colic.



Unrestricted access to water and appropriate forage during rest breaks will help to ensure horses are adequately hydrated, reducing the risk of problems such as colic.

1. Upon arrival at premises where horses may be unloaded for rest (such as a control post) and at their final destination, **each horse should be given immediate and unrestricted access to fresh clean water and good quality forage.**
2. To prevent aggression amongst horses, **water and forage should be waiting for them as soon as they are unloaded from the vehicle and there should be sufficient space for all horses to drink or eat at the same time.** This will reduce stress and injury amongst the horses and will make them easier to handle.

§ It is a legal requirement to unload, feed, water and rest horses after 24 hours of transportation (*Regulation 1/2005, Annex I, Chapter V, paragraph 1.5*). Every animal accommodated at a control post **must have "at least sufficient clean water and sufficient and appropriate feed to satisfy its bodily needs** during its stay and for the expected duration of its journey to the next feeding point" (*Regulation 1255/97, Annex I, C. paragraph 5*).

HOW TO PROVIDE WATER AND FORAGE

WATER AND FORAGE

 **Clean water and good quality forage should be provided at the same time.**

- The **water should be clean and free of contaminants** such as faeces or chemicals. Ideally it should not be ice cold.
- Horses should ideally be provided with still (i.e. not running) water; **running water can distress some horses.**
- Donkeys are particularly fussy about their choice of water and **may refuse to drink water that is very cold or that is offered in an unfamiliar container.**
- The **water supply should be checked regularly** to ensure that the water is clean, that there are no blockages and that each horse can freely access it. **Any problems should be rectified immediately** and troughs or other **water containers should not be allowed to run dry.** These checks offer a good opportunity to inspect the animals for signs of ill-health or other problems.
- **Forage must be of good quality** (i.e. not mouldy or dusty and not too coarse) and must be provided in a way that prevents contamination (*Regulation 1/2005, Annex I, Chapter III, paragraph 2.7*).
- When providing water and forage, horses should be handled quietly, calmly and efficiently to reduce the risk of injury and to minimise difficulties. **Careless handling can cause horses to become stressed, posing a danger to staff and other horses.**




*Left:
The water supply should be checked regularly.*

*Right:
Containers should not be allowed to run dry whilst horses are present.*

THE WATER CONTAINER

 **Water containers should be safe, clean and appropriate.**

- Water should be provided in a **clean container that has no protrusions or sharp edges** that could injure horses as they drink.
- The level of the water should be high enough to ensure the **rim of the trough or container does not block the horse's vision when it drinks**, as this may prevent the horse drinking.
- If water is supplied using a trough with a run-out mechanism (through which the water drains out of the trough) this will need to be adequately **plugged to prevent water loss** from the trough while the horses are drinking. If no plug or stop is fitted, one should be improvised using a clean cloth or other suitable bung.
- Some horses will not drink from automatic watering systems; **this does not mean they do not require water** but may indicate they are frightened of the noise or are unfamiliar with the system. If a horse will not drink from an automatic system **an alternative source of water must be provided** (e.g. using portable buckets or troughs).

 Bear in mind *Annex I, Chapter III, paragraph 2.7 of Regulation 1/2005*, which states: *"Due regard shall be paid to the need of animals to become accustomed to the mode of feeding and watering"*.




Some horses will not drink from automatic watering systems. If this is the case an alternative source of water must be provided.

ACCESS TO WATER AND FORAGE


 **Wherever water and forage are provided all horses must be able to access them easily and without risk of injury.**

- Care should be taken to ensure that younger or less dominant horses are **not prevented from drinking or eating** by more dominant animals.
- If horses are tied there **must be enough slack on the tether rope** to allow them to drink and eat in a natural position.
- To prevent fighting, **horses should be individually fed and watered whilst on the vehicle and should have sufficient space** to access the food and water easily.



Water should be provided in a way that ensures easy access for all horses. Animals should not have to fight for access.

PREVENTING DISEASE SPREAD

 **All water containers should be emptied, rinsed thoroughly and refilled with fresh water between each new animal or group of animals.**

- To prevent contamination of the water supply and to reduce the risk of disease spread, **horses with nasal discharges or obvious infections should not share a trough with other horses** but should be penned separately and watered using an alternative water supply such as individual buckets.



Horses with nasal discharge should be watered separately from other horses to prevent risk of disease spread.

RECOGNISING AND DEALING WITH DEHYDRATION


CHECKING FOR DEHYDRATION

 **If the health of any horse gives cause for concern, veterinary advice must be sought.**

- Drivers and attendants should **be alert to signs of dehydration** when providing water or checking the horses during the journey. **All horses should be assessed on reaching their destination or any other premises where they are unloaded for rest.**
- Checks should include frequency of urination and defaecation. These vary considerably between individual animals, but typically horses **urinate every 4-6 hours** and **defaecate every 2-4 hours.**

§ Under *Regulation 1255/97*, when horses stay at a control post, a member of the control post staff is required to inspect the horses upon arrival and at least once every 12 hours during their stay at the control post. **More frequent inspections are advised.**

Below:
Licking at an empty trough may indicate dehydration.



Above:
Any horse that appears 'shut down' or unresponsive must receive veterinary attention and not be transported.

SIGNS OF INADEQUATE WATER INTAKE OR DEHYDRATION

 **Mild to moderate dehydration is difficult to assess on visual inspection. You should know the signs to look out for.**

Common indicators include:

- Lack of or **infrequent urination** and/or dark coloured or thick urine.
- Lack of or **infrequent defaecation** or abnormal faeces (e.g. diarrhoea or hard droppings).
- Horses **licking** at an empty trough or licking other surfaces, such as metal bars or walls.
- **Aggression or threatening behaviour** when water is present.
- **Abnormal drinking behaviour**, particularly signs that horses are desperate for water – such as drinking for extended periods of time, gulping water, taking long draughts, or drinking until the trough is dry.
- It is important to be aware that **an apparent lack of thirst does not necessarily indicate that a horse does not need to drink**, particularly if the horse has had little to eat. **A horse that will not drink may already be suffering from serious dehydration.**
- Any horse that does not drink and appears 'shut-down' or unresponsive to its surroundings is a **major cause for concern**. A horse displaying these signs is unfit for transport and therefore, under *Regulation 1/2005* and *Regulation 1255/97*, **must not be reloaded** to continue its journey and veterinary attention must be sought.
- **Panting** (rapid, shallow breathing) and a dry coat.
- **Lack of sweating** in hot or hot and humid conditions, when other horses are sweating.
- Donkeys and their hybrids **may not show overt signs of dehydration** even when they are severely affected.

§ Horses **must not be reloaded** to continue their journey unless they have been deemed fit to do so by a veterinarian (*Regulation 1255/97, Article 6, paragraph 1*).



WHAT TO DO IF YOU SUSPECT A HORSE IS DEHYDRATED

 **Any horse showing signs of dehydration should be considered unfit for travel and must not be loaded.**

Dehydration affects horses in different ways; **some may be severely affected by relatively low levels of dehydration.** The following actions must be taken if dehydrated horses are identified **at any point** before, during or after transportation:

BEFORE TRANSPORTATION

1. **Separate dehydrated horse(s)** from the other animals. To minimise stress any horse that has been separated should, where possible, remain within sight of other horses.
2. Ensure **immediate provision of clean fresh water** to the dehydrated horse(s) and seek veterinary advice.
3. Do not load any dehydrated horse onto the transport vehicle – **dehydrated animals are not fit for transportation.**



Left: Any animal showing signs of dehydration must be provided with immediate access to fresh, clean water.
Right: Dehydrated animals must not be loaded as they are not fit for transportation.

DURING TRANSPORTATION


 Any animal that falls ill during transport **must be given appropriate veterinary treatment** (Regulation 1/2005, Annex I, Chapter 1, Paragraph 4).

An emergency plan should always be in place prior to transportation, and is legally required for road journeys over 8 hours (Regulation 1/2005, Article 11, paragraph 1(iv)).

1. In the event that an animal gives cause for concern whilst still on the vehicle, **apply measures outlined in the emergency plan.**
2. The affected horse(s) must be taken to the designated place of destination as specified in the emergency plan; the horse(s) must be **unloaded immediately and fresh, clean water provided.** Where necessary, veterinary advice should be obtained.
3. An adult horse that is unable to stand cannot be removed from a transport vehicle and therefore must be treated on the spot, i.e. inside the vehicle. **Under no circumstances should a horse that is unable to stand be dragged or goaded out of a vehicle.** If the horse cannot be treated successfully it must be killed in the vehicle out of the sight of all other animals.
4. Any affected horse(s) **must not be reloaded** to continue their journey until they are fully recovered and the official veterinarian declares them fit to travel.

ON ARRIVAL AT UNLOADING POINTS OR FINAL DESTINATION

1. Follow steps 2 and 3 above. In the case of a slaughterhouse the official veterinarian should be consulted.



If an animal shows signs of dehydration it must be unloaded immediately and provided with fresh, clean water.

RECORD KEEPING

- Records should be kept of any horses showing **signs of low water intake or dehydration** at any point during the journey.
- This information should be made available, along with details of the watering procedure, to **all individuals responsible for the horses' care** throughout their journey, during rest breaks and at the place of destination, to ensure appropriate remedial measures can be taken. In particular the information must be available to the veterinarian/s responsible for assessing fitness to travel.
- Steps should be taken to ensure that any horses showing signs of low water intake or dehydration can be **easily identified** by any attendant staff.

§ Under Regulation 1255/97, Annex C, paragraph 9(d) it is a legal requirement for operators of control posts to record **“any necessary remarks concerning the health or welfare condition of the animals”**.



Providing sufficient water will help horses to cope with the rigours of transportation, so that they arrive at their destination in better condition.



KEY POINTS FROM EUROPEAN LEGISLATION

- ◆ Council Regulation (EC) No. 1/2005 of 22 December 2004 on the protection of animals during transport and related operations (*Regulation 1/2005*).
- ◆ Council Regulation (EC) No. 1255/97 concerning Community criteria for control posts - as amended (*Regulation 1255/97*).

GENERAL REQUIREMENTS

- § “No person shall transport animals or cause animals to be transported in a way **likely to cause injury or undue suffering** to them.”
Regulation 1/2005, Article 3
- § “The following conditions shall be complied with: **water, feed and rest** are offered to the animals at suitable intervals and are appropriate in quality and quantity to their species and size.” *Regulation 1/2005, Article 3(h)*
- § “No animal shall be transported unless it is **fit for the intended journey**, and all animals shall be transported in conditions guaranteed not to cause them injury or unnecessary suffering.”
Regulation 1/2005, Annex I, Chapter I, paragraph 1
- § “Keepers of animals at the **place of departure, transfer or destination** shall ensure that the technical rules set out in Chapters I and III, section 1, of Annex I in respect of the animals being transported are met”
Regulation 1/2005, Article 8, paragraph 1
- § “Operators of **assembly centres** shall ensure that animals are treated in accordance with the technical rules set out in Chapters I and III, section 1, of Annex I.”
Regulation 1/2005, Article 9, paragraph 1

PROVISION OF WATER PRIOR TO TRANSPORTATION

- § “The animals have been accommodated (...) and watered for **at least six hours** prior to the time of departure from the assembly centre.”
Regulation 1/2005, Article 2, (r)(ii)
- § “**Markets or assembly centres** (...) Animals shall have access to water.”
Regulation 1/2005, Annex I, Chapter III, paragraph 1.10

PROVISION OF WATER AT REGULAR INTERVALS DURING TRANSPORTATION

- § “During transport, animals shall be offered **water, feed and the opportunity to rest** as appropriate to their species and age, at suitable intervals and in particular as referred to in Chapter V. (...) The water and feed shall be of **good quality** and presented to the animals in a way which **minimises contamination**. Due regard shall be paid to the need of animals to become **accustomed to the mode of feeding and watering**.”
Regulation 1/2005, Annex I, Chapter III, paragraph 2.7
- § “The watering and feeding intervals (...) are defined as follows: (c) Domestic Equidae (...) During the journey they must be given liquid and if necessary fed **every eight hours**.”
Regulation 1/2005, Annex I, Chapter V, paragraph 1.4(c)
- § “The means of transport shall carry a sufficient quantity of appropriate **feeding stuff** for the feeding requirements of the animals in question during the journey concerned. The feeding stuffs shall be **protected from the weather and from contaminants** such as dust, fuel, exhaust gases and animal urine and dung.”
Regulation 1/2005, Annex I, Chapter VI, paragraph 1.3
- § “The means of transport and sea containers shall be **equipped with a water supply** that makes it possible for the attendant to **provide water instantly** whenever it is necessary during the journey, so that **each animal has access to water**.”
Regulation 1/2005, Annex I, Chapter VI, paragraph 2.1
- § “The watering devices shall be in **good working order** and be **appropriately designed and positioned** for the categories of animals to be watered on board the vehicle.”
Regulation 1/2005, Annex I, Chapter VI, paragraph 2.2
- § “The water tank total capacity for each means of transport shall be **at least equal to 1.5% of its maximum payload**. Water tanks must be designed so that they can be drained and cleaned after each journey and must be fitted with a system allowing their water level to be checked. They must be connected to drinking devices within the compartments and **maintained in good working order**.”
Regulation 1/2005, Annex I, Chapter VI, paragraph 2.3

PROVISION OF WATER AT CONTROL POSTS

- § “After the journey time laid down [maximum 24 hours], animals must be **unloaded, fed and watered and be rested for at least 24 hours.**”
Regulation 1/2005, Annex I, Chapter V, paragraph 1.5
- § “The owner or any (...) person running a control post (...), shall be obliged: (c) to ensure that the animals staying at control posts are **fed and watered at the right time** according to the species involved and to provide for this purpose appropriate quantities of feeding stuffs and liquids.”
Regulation 1255/97, Article 5
- § “All facilities used for accommodating animals at control posts shall: (c) have suitable facilities for (...) **feeding and watering the animals** and storing feeding stuffs (f) have equipment for tethering animals which need to be tethered. Such tethering shall be carried out in a way which does not cause pain or suffering to the animals and **permits them to feed, drink or lie down** without difficulty (g) have, in relation to the species concerned, sufficient space for the animals to (...) **make their way easily to their drinking and feeding points.**”
Regulation 1255/97, Annex I, B. paragraph 2
- § “Animals which arrive after having been subjected to high temperatures in humid weather must be **cooled by appropriate means as soon as possible.**”
Regulation 1255/97, Annex I, C. paragraph 4
- § “The feeding and watering of animals shall be carried out in such a way as to ensure that **every animal** accommodated at the control post can have **at least sufficient clean water and sufficient and appropriate feed** to satisfy its bodily needs **during its stay and for the expected duration of its journey** to the next feeding point.”
Regulation 1255/97, Annex I, C. paragraph 5

USEFUL INFORMATION

- ◆ Practical Guidelines to Assess Fitness for Transport of Equidae (Horses, Ponies, Donkeys and their Hybrids)
www.worldhorsewelfare.org/guidance
- ◆ OIE Terrestrial Animal Health Code
www.oie.int/doc/ged/D10905.PDF



If in any doubt



leave the animal out!

Additional copies of
'Practical Guidelines on the Watering of Equine Animals Transported by Road'
are available from www.worldhorsewelfare.org/guidance

HORSES SUFFER AND DIE WITHOUT WATER

Horses **must** be given **fresh clean water** and **good quality forage** to prevent suffering and illness during transport.

Failure to do so may lead to **penalties, financial losses** and **withdrawal of the authorisation** of the transporter and/or the **certificate of competence** of the driver.

BEFORE THE JOURNEY

Each horse should be given **unrestricted** access to water and forage.



DURING THE JOURNEY

Each horse should be given water and forage **at least every 4½ hours**.



AT THE END OF THE JOURNEY

After unloading, each horse should have **immediate unrestricted access** to water and forage.



Dehydrated horses are **unfit for travel** and **must not be transported**.