

**Ministry of Agriculture
Veterinary and Food Safety Directorate**

Results of the 2016 EU-funded rabies eradication programmes - Croatia

Standing Committee on Plants, Animals,

Food and Feed

Section Animal Health & Welfare

16 MAY 2017

Section A, point A.05

Content

- Rabies vaccination programme in 2016
- Control of distribution
- Rabies cases
- Epidemiological map with number of surveillance tests performed per administrative unit of the programme
- Epidemiological map with number of positives to the biomarker test per administrative unit of the programme
- Epidemiological map with number of positives to serological tests per administrative unit of the programme

Rabies vaccination programme in 2016

- Two vaccination campaigns:
 - In the first campaign (11 flight days-from May 27 till June 6)
 - 1724 baits in total were not recorded due to technical reasons
 - In the second campaign (15 flight days-from November 14 till December 4)
 - 127 baits were not recorded due to technical reasons
- No of purchased vaccines – 2 665 850
- No of distributed vaccines – 2 663 999
- Density: 25 baits per km²
- Flight line distance: 500 meters
- Vaccine used: attenuated vaccine strain SAD Bern

Control of distribution

- Under supervision of veterinary inspection
- Unannounced control of vaccine „cold chain” and distribution, together with monitoring of activities on a daily basis from central level (online software)
- Testing of all batches of vaccine prior distribution –satisfactory results



Euroscan®
EN12830 I B C1, ATP-MUC 1848/1849 TS

[Redacted]

CK 563 FI, SNR 11316191
Saturday 28/05/2016 05:38:30
Compartment 1, Sample rate: 15 min.

Delivery ticket
T1: Return air
T2: Rear

	T1	T2
	°C	°C
Actual	-26.6	-25.5

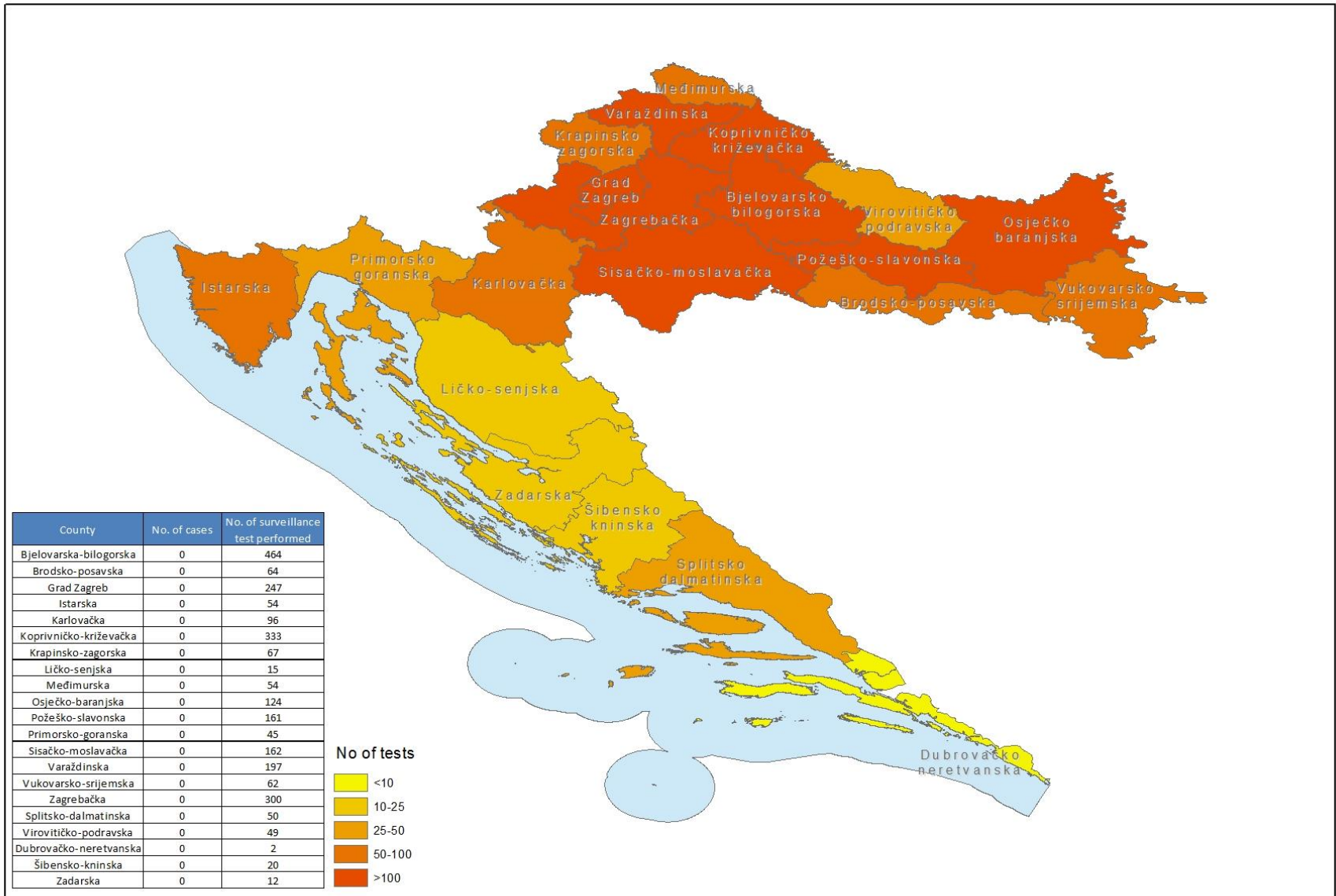
Signature:

Rabies cases

- Last confirmed rabies case in 2014
 - On 5th of February 2014, during regular hunting activities, three foxes were shot, and sampled for the purpose of control of immunization of foxes against rabies
 - One fox out of three tested animals was positive on rabies

After 2014 rabies is not confirmed in Croatia!

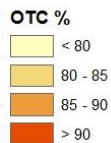
Epidemiological map with number of surveillance tests performed per administrative unit of the programme



Epidemiological map with number of positives to the biomarker test per administrative unit of the programme



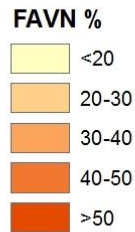
County	OTC tested	OTC +
Bjelovarska-bilogorska	394	338
Brodsko-posavska	56	38
Grad Zagreb	33	24
Istarska	69	61
Karlovačka	101	90
Koprivničko-križevačka	218	185
Krapinsko-zagorska	52	45
Ličko-senjska	16	15
Međimurska	97	87
Osječko-baranjska	147	126
Požeško-slavonska	135	118
Primorsko-goranska	33	30
Sisačko-moslavačka	103	87
Varaždinska	295	250
Vukovarsko-srijemska	98	90
Zagrebačka	277	239
Splitsko-dalmatinska	22	12
Virovitičko-podravska	24	19
Dubrovačko-neretvanska	1	0
Šibensko-kninska	33	21
Zadarska	3	2



Epidemiological map with number of positives to serological tests per administrative unit of the programme



County	mFAVN tested	mFAVN +
Bjelovarska-bilogorska	271	73
Brodsko-posavska	51	14
Grad Zagreb	30	4
Istarska	66	27
Karlovačka	88	20
Koprivničko-križevačka	92	21
Krapinsko-zagorska	51	14
Ličko-senjska	16	6
Međimurska	88	20
Osječko-baranjska	115	35
Požeško-slavonska	129	26
Primorsko-goranska	35	15
Sisačko-moslavačka	88	15
Varaždinska	271	58
Vukovarsko-srijemska	86	16
Zagrebačka	255	51
Splitsko-dalmatinska	22	6
Virovitičko-podravska	20	3
Dubrovačko-neretvanska	1	0
Šibensko-kninska	31	5
Zadarska	2	2



Thank you for your attention!