

Inception Impact Assessment Summary of feedback

EU Platform on Food Losses and Food Waste
18 November 2021

Bartosz Zambrzycki
Food Waste Team
Farm to Fork Strategy (DG SANTE D1)

European Union

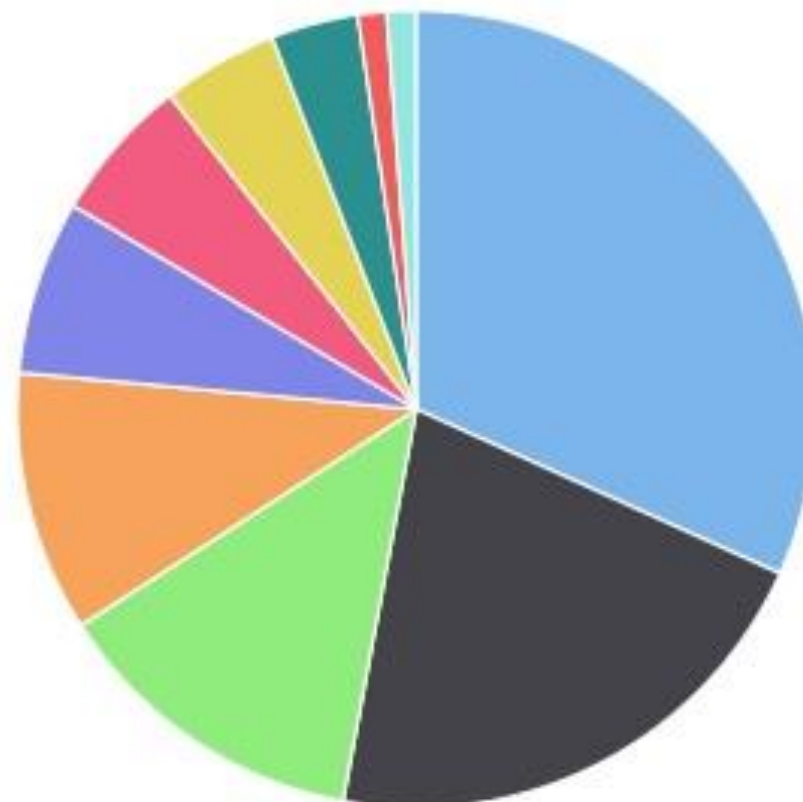


Basic statistics

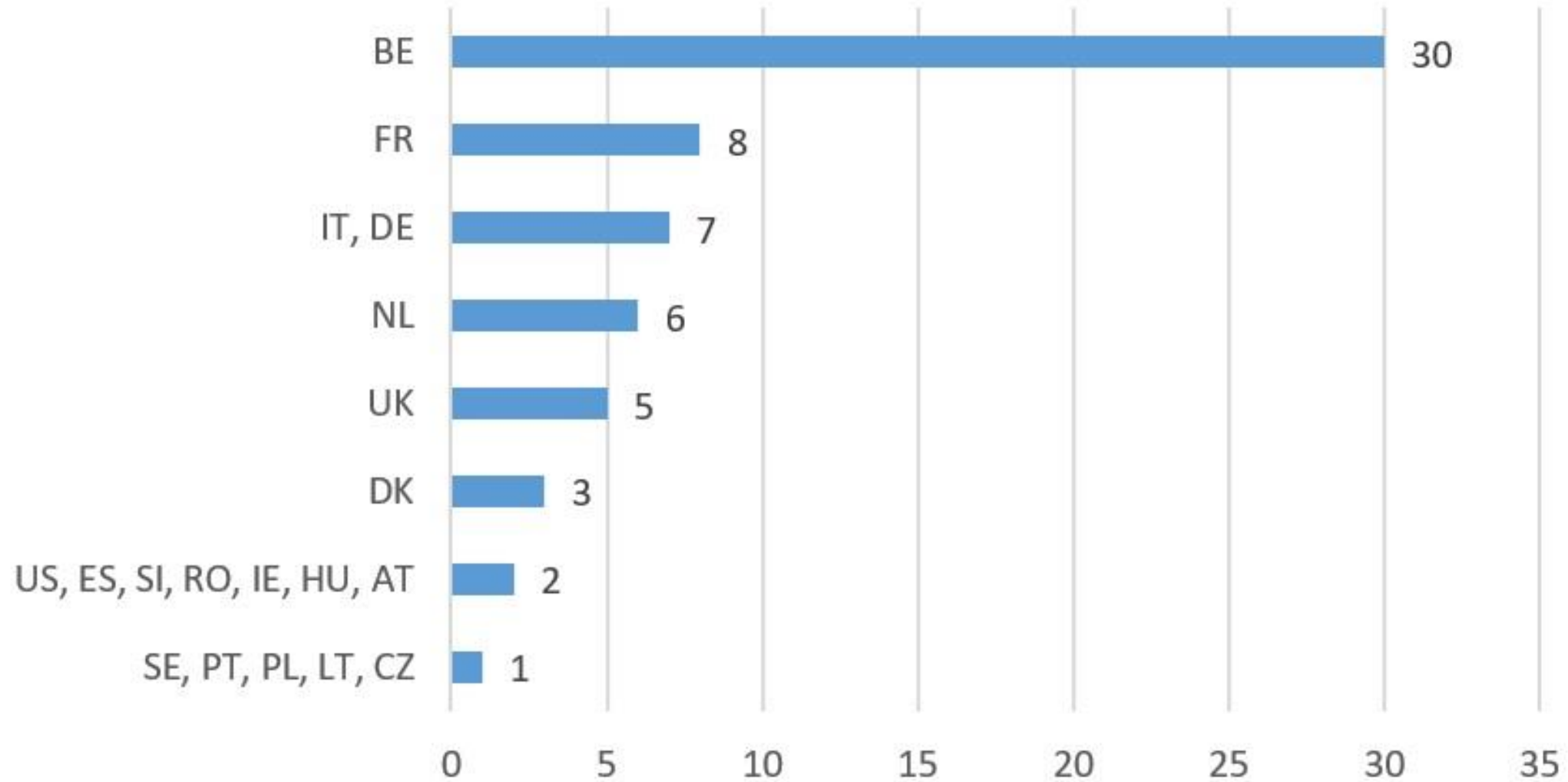
- 85 responses
- 17 EU countries + UK and US
- 20 Members of the Platform
- National public authorities – 4 opinions from 3 MS (HU, SI, CZ)



Basic statistics – structure of respondents



Basic statistics – responses by country



Comments by part of Inception Impact Assessment

A. Context, Problem definition and Subsidiarity Check

- General support to the targets and (usually) calls for ambitious targets
- Several comments calling for extending the scope of the exercise (e.g. include food losses)
- Comments requesting actions on different related issues (e.g. education, awareness raising, trading practices etc.)

B. Objectives and Policy options

- Most commented part of the document
- Usually views were supported by justification
- Some interesting insights



Comments by part of Inception Impact Assessment - continued

C. Preliminary Assessment of Expected Impacts

- Small number of comments, **no additional** major environmental, social or economic **impacts identified**
- Some specific issues may require further data check (also with Platform) – e.g. issues of possible food waste due to safety requirement or due to pressure to limit packaging
- Some comments refer to “blaming” or “need to avoid blaming” of specific group or sector – in our view these are **not relevant** for the Impact Assessment

D. Evidence Base, Data collection and Better Regulation Instruments

- Some calls for more consultations
- No new sources of data/expertise provided



Policy options - S1 vs S2 – S1 wins!

- **Option S1** - target covering the **whole food supply chain**, from farm gate to final consumer – **35 preferences**
- **Option S2** - target covering **only selected stages of the food supply chain** (for example SDG Target 12.3 sets targets at retail and consumer levels) – **11 preferences**

Justification for S1: address whole food supply chain/food system approach, **avoid moving the burden** onto other stages, **accountability** of all actors

Justification for S2: focus where waste arises, easy to monitor

New suggestions: hybrid approach – e.g. lower target for production side, higher for retail consumption side or gradual implementation (retail and consumption first, production later)

Reflection – is baseline available for whole food supply chain (early achievers)?



Policy options - E1 vs E2 – very close

- **Option E1** - target **expressed as %** of food waste reduction from the amount of food waste in the baseline year (2020) to target year (2030) - **14 preferences**
- **Option E2** - targets **expressed as absolute amounts**, i.e. in kilograms per capita per year to be achieved by 2030 (per country) - **16 preferences**

Justification for E1: “the **easiest** and most **understandable** way to express it”

Justification for E2: “kilograms would be **more tangible and clear for EU citizens**, which might help to understand personal responsibility” but risks placing the sole focus on consumer/households

No new suggestions for target expression



Policy options - T1 vs T2 vs T3 – T3 wins, T1>T2

- **Option T1 - the same target level** for all Member States - **14 preferences**
- **Option T2 – target level differentiated** by Member State - **5 preferences**
- **Option T3 – collective target on EU level** – based on MS contributions - **21 preferences**

Justification for T1: “better suited to actually reach the targets”

Justification for T3: “probably fairest approach”, “accountability of MS”



Target levels

- **Option 1 (basic):** to reduce food waste in the EU by 15-25% - **2 feedbacks (MS only)**
- **Option 2: (medium):** to reduce food waste in the EU by 25-35% - **5 feedbacks (including 2 MS and 1 NGO)**
- **Option 3: (advanced):** to reduce food waste in the EU by 40-50% - **28 feedbacks** (including almost all **NGOs, consumer, and environmental organisations (19) and 0 Member States**)

Justification for Option 1 and 2: “Realistic”

Justification for Option 3: “Most ambitious, follows the SDG targets 12.3”

There were several votes for additional intermediary target(s).



Next steps:

- **Summary of meeting of 22 October** will be soon available to you
- **Data collection exercise to be run by JRC** – mostly numerical data based on stakeholders (in particular MS) experiences so far - **Dec 2021**
- Open public consultations (1Q 2022)
- Data reporting from Member States (**deadline 30 June 2022**)
- Proposal from Commission is currently planned for **2Q 2023**



Comments? Questions?



1. Request the floor:

- Click on RAISE HAND (**YELLOW** = you have indicated your wish to take the floor)
- Wait until we give you the floor (**BLUE** = microphone is open but muted)
- Click on SPEAK to start speaking (**RED** = microphone is active and you can speak)
- Click on SPEAK again to mute after you have finished (**BLUE** = microphone is muted)



2. **Technical issue?** Please send an email at SANTE-FOOD-WASTE@ec.europa.eu



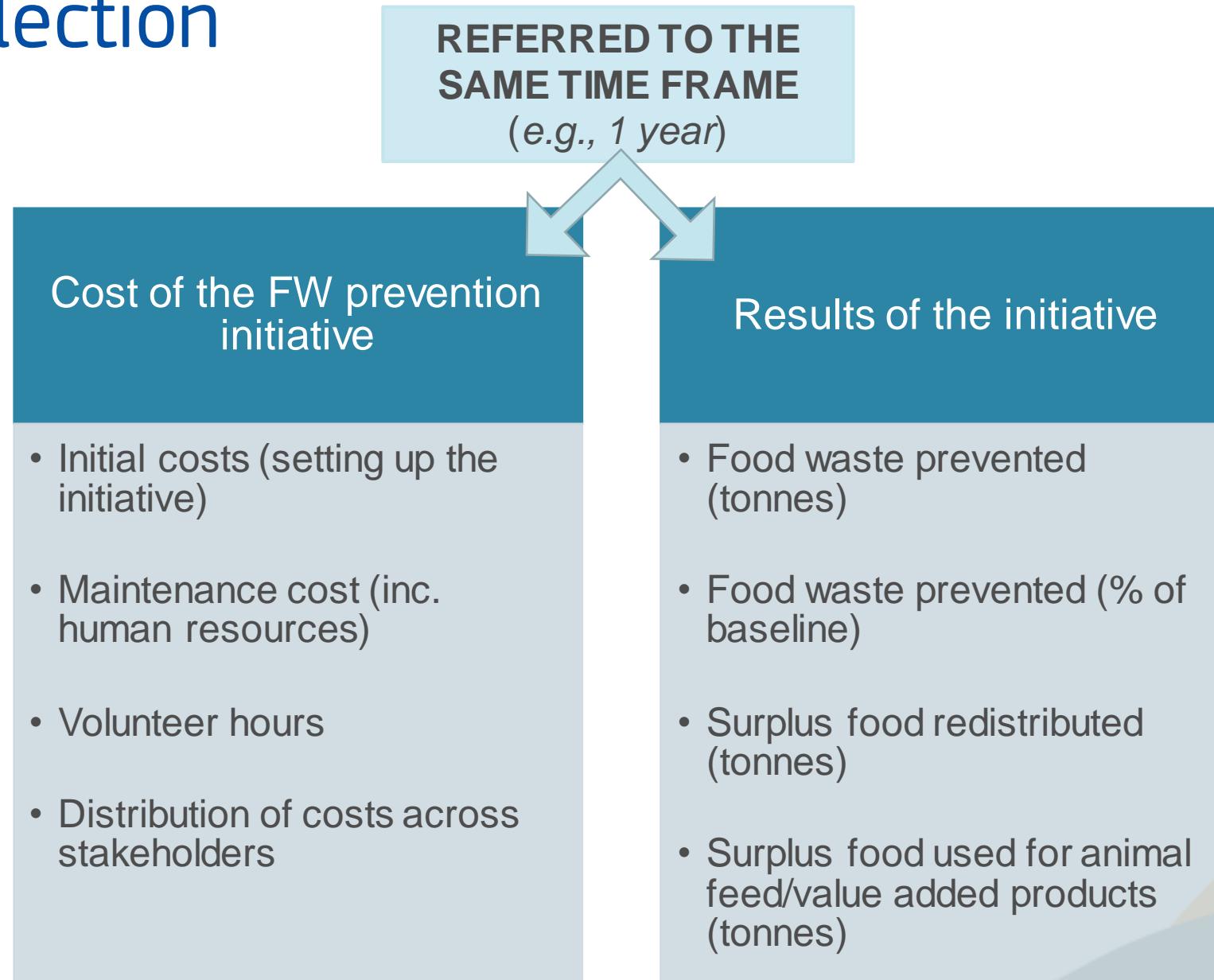
| Survey on food waste prevention initiatives

Launched in early December to collect data on food waste prevention initiatives:

- Behavioural change
- Increasing the efficiency of the supply chain
- Regulatory frameworks
- National food waste prevention programmes
- Fiscal incentives
- Redistribution of surplus food
- Re-use of surplus food
- Other initiatives



| Data collection



Thank you



© European Union 2020

Unless otherwise noted the reuse of this presentation is authorised under the [CC BY 4.0](https://creativecommons.org/licenses/by/4.0/) license. For any use or reproduction of elements that are not owned by the EU, permission may need to be sought directly from the respective right holders.

