

15/06/2023

# Transport of live animals in the EU: challenges and opportunities

Review 03/2023

Michela Lanzutti – Head of Task



EUROPEAN  
COURT  
OF AUDITORS



Why did we do this review?



What did we look at?



What were the results of our analysis?



Main challenges and opportunities



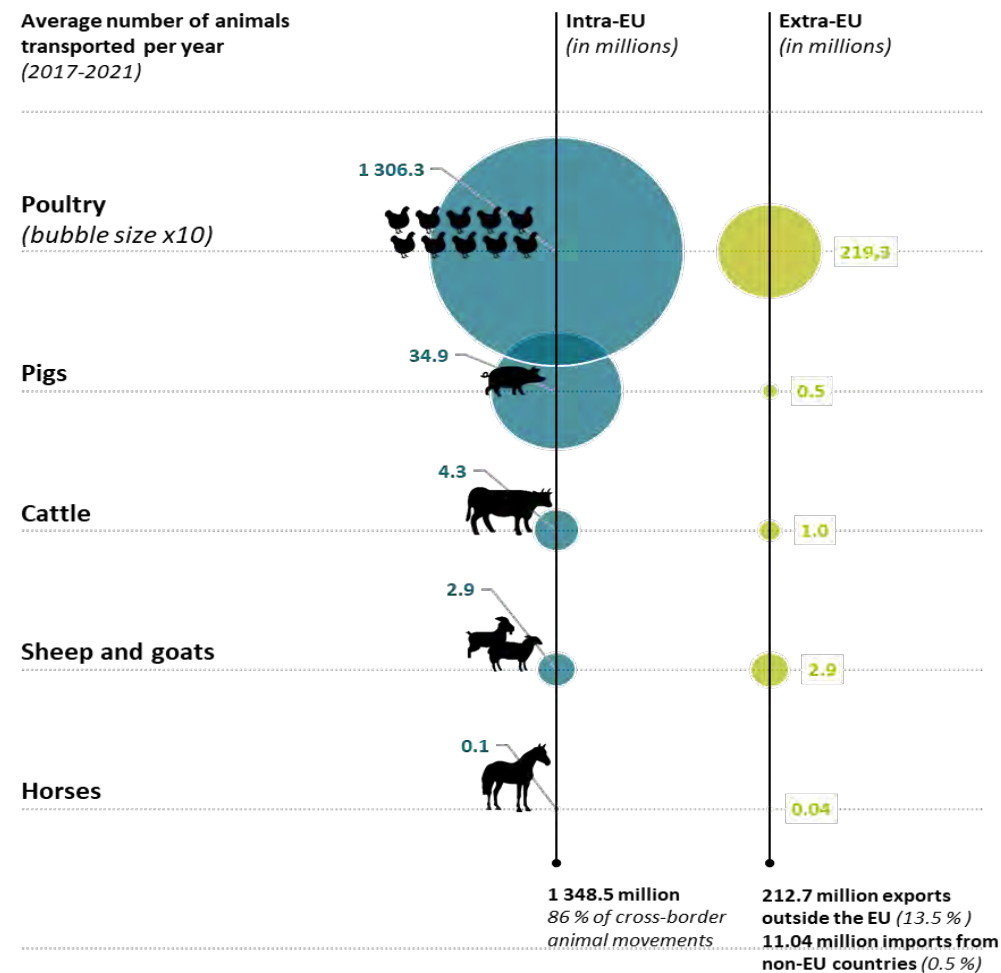
Presentation of the interactive dashboard



# U f w b g h u c b m r f g p c t g u =

## Each year, billions of live animals are transported

- Increased citizens concern
- High interest of European Parliament
- To contribute to the debate on the upcoming revision of EU animal welfare legislation





# What did we look at?

## Main factors behind live animal transport

- Regulatory factors
- Economic factors

## Trends in animal transport

- ?1\_jwqg1mdb\_r\_dmk CS b\_r\_`\_qcqRP? ACQ\_1 b Amk cvr
- Apc\_rgnl mdg rcp\_arg c b\_qf` m\_pb \_t\_g\_` jc ml [CA? u c` qgc](#)



# What were the results of our analysis?

## There are no EU comprehensive centralised data on animal transport

- EU data on the transport of live animals are fragmented
- Member states are not required to collect and report data on live animal transport
- Current national and EU databases are not appropriate for the extraction and analysis of data on animal transport

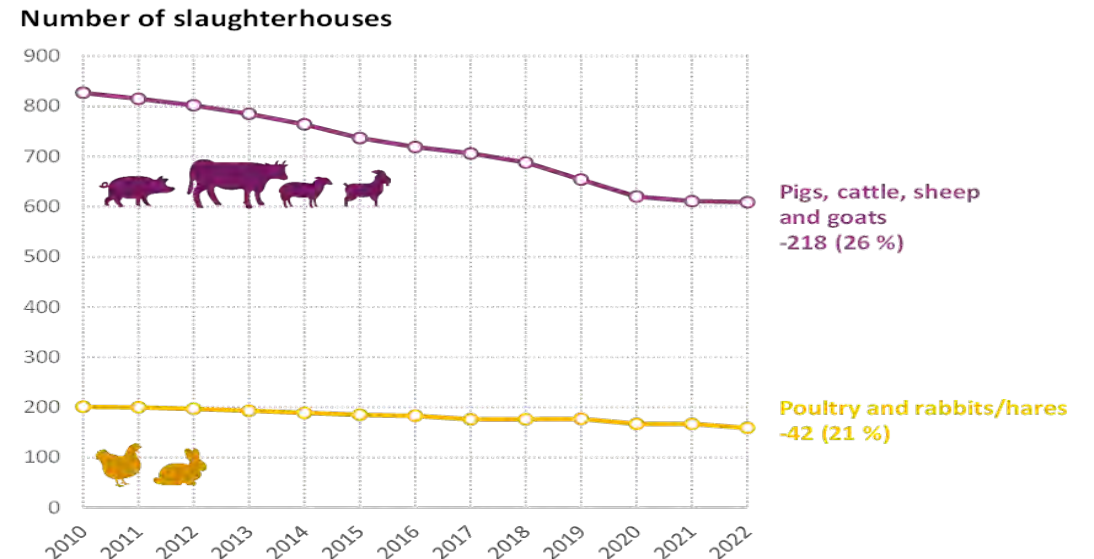


# What were the results of our analysis?

## Economic factors encouraging the transport of live animals

- Specialisation of livestock sector
- Concentration in the slaughter sector
- Differences in animal production and slaughter costs between member states
- Marginality of transportation costs
- Consumer preferences

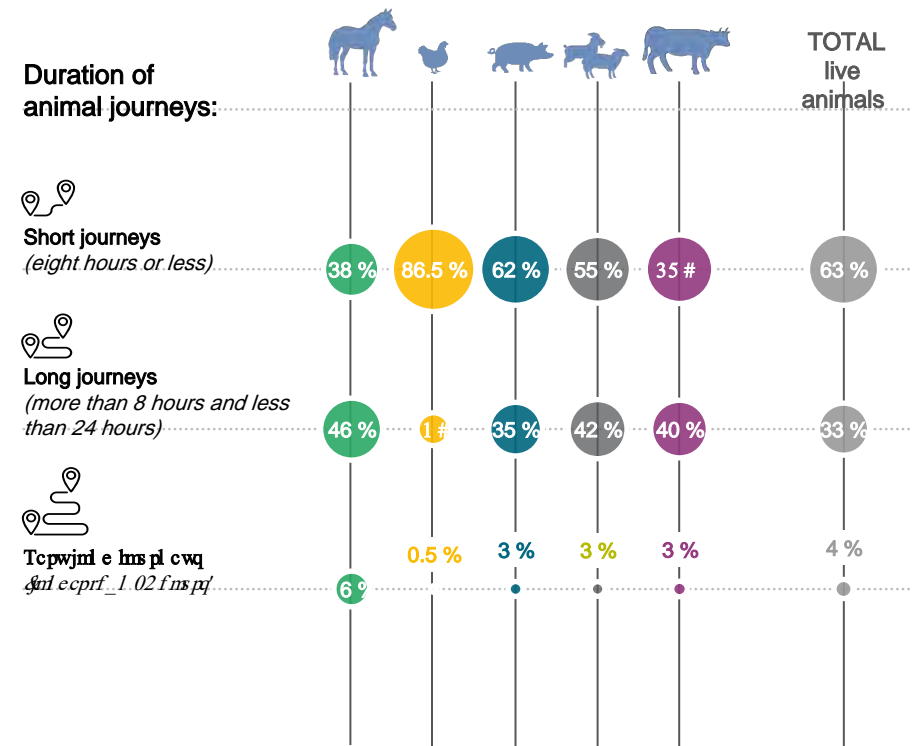
Number of slaughterhouses in Poland (2010-2022)





## Animal suffering is not reflected in transportation costs or meat prices

- Few data are available on the financial consequences
- Transport of unfit animals may bring financial gain for producers
- Low sanctions compared to the price of animal

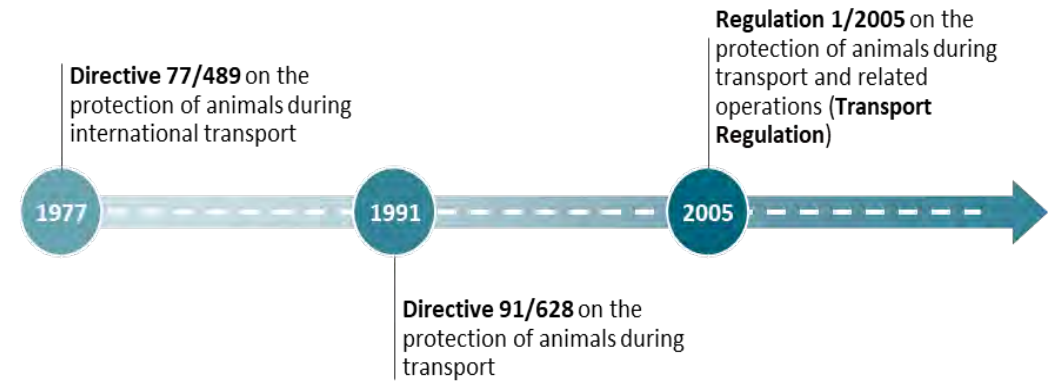




# What were the results of our analysis?

## EU animal transport legislation is not evenly enforced across member states

- EU animal transport legislation provides the baseline that member states must respect to ensure animal welfare during transport
- Penalty setting and application is delegated to member states
- There are significant differences in enforcement between member states







# What were the results of our analysis?

## The CAP is focused on elements other than animal welfare during transport

Rf c Ank k ml ? epgas jrs p\_j Nmja w8

- f\_qrp\_bggml\_jjwqs nnmprcb\_l gk\_j nprbs argml rmcl qs pe qr\_` jc qs nnjgc q ml  
\_1/mpb\_` jc dmb
- f\_qqrk sj\_rcb\_argml qrmnprk mrc\_l gk\_j u cjd\_pe ml rf c d\_pk
- f\_ql mr dhas qcb ml\_l gk\_j u cjd\_pe bs pg e rp\_l qnmpr,

Rf cpc \_pe l mge l gCa\_l raf\_l ecq\_1/carg e\_l gk\_j rp\_l qnmpr g A? N0. 01+0. 05,



# What were the results of our analysis?

## There is no common meat labelling standard

### EU level

- No comprehensive labelling scheme
- The only EU-wide compulsory labelling scheme for animal welfare applies to eggs

### National level

- Various national labelling schemes
- Voluntary certification for animal welfare-related products



# K\_g af \_jjcl ecq\$ mnmprs l ggq

## Challenges and opportunities for EU policy makers and stakeholders:

- Identifying alternatives to live animal transport.
- Providing better information to consumers to help them make informed choices.
- Assigning monetary value to animal suffering and taking account of this in the cost of transport and in the price of meat.
- Obtaining a comprehensive centralised overview of animal transport, monitoring the conditions of live animals during transport, and promoting logistical optimisation.
- Promoting structural changes to move towards a more sustainable food supply chain.

# Live demo

[Link to the public dashboard](#)

This dashboard is an annex to the Review on Transport of live animals in the EU, published by the European Court of Auditors.

ACCESS REPORT



## Flow Report

Explore the main destinations of animal transport internally and externally of the European Union, depicted on a flow map.

The Flow Report allows interactive **filtering** of data.

ENTER



## Comparator Report

Compare the main destinations of animal transport internally and externally of the European Union of two EU Member States.

The Comparator Report allows interactive **selection** of data.

ENTER



This dashboard uses COMEXT data, retrieved on May 2022 from [Eurostat](#).

**Thank you  
for your attention!**

**Find out more about the other  
products and activities of the ECA:**

ca\_cs pm\_cs

CA? +G qrgs rgrl \_jPcj\_rgrl q> ca\_cs pm\_cs

> CS\_s bgmpq

**EUROPEAN COURT OF AUDITORS**

12, rue Alcide De Gasperi

1615 Luxembourg

LUXEMBOURG



EUROPEAN COURT  
OF AUDITORS