



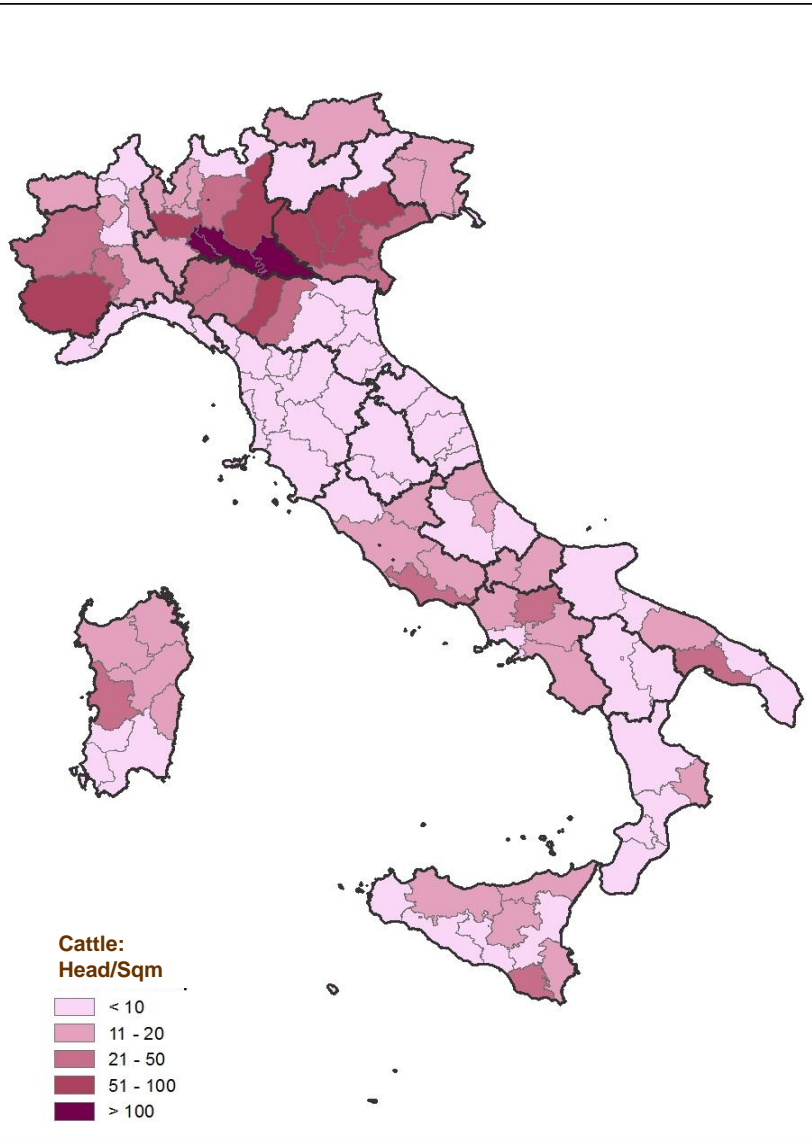
*Ministero della Salute*

Direzione generale della sanità animale e dei farmaci veterinari

# Italy information on the results of the implementation of the bovine brucellosis and ovine and caprine brucellosis eradication programmes in 2018

## SCoPAFF 12/13 June 2019

# B O V I N E – herds/animals distribution

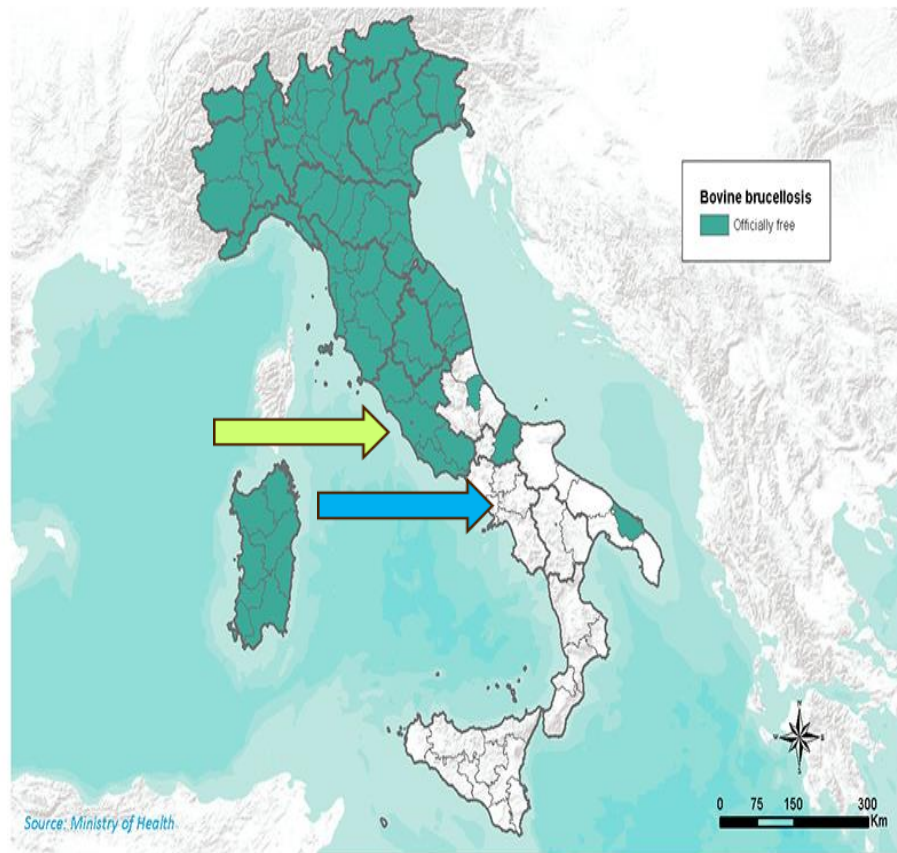


YEAR	NR. OF HERDS COUNTRYWIDE	NR. OF HERDS IN NON-OBF TERRITORIES	
		Total	To be Tested
2014	99.670	40.981	32.778
2015	96.389	40.025	32.400
2016	94.977	39.835	32.188
2017	90959	38699	31087
<b>2018</b>	<b>95979</b>	<b>37528</b>	<b>30174</b>

YEAR	NR. OF ANIMALS COUNTRYWIDE	NR. OF ANIMALS IN NON-OBF TERRITORIES	
		Total	To be Tested
2014	3.786.758	1.080.660	754.958
2015	3.807.610	1.120.279	783.449
2016	4.145.535	1.114.434	788.925
2017	3.237.828	1.130.770	769.997
<b>2018</b>	<b>3.599.600</b>	<b>1.127.679</b>	<b>780045</b>

# BOVINE - Territories OBF and NOBF

Italian Regions	Italian BB-OBF Territories
Emilia-Romagna	whole Region
Lombardia	whole Region
Marche	whole Region
Sardegna	whole Region
Toscana	whole Region
Trentino Alto Adige	whole Region
Umbria	whole Region
Piemonte	whole Region
Friuli Venezia Giulia	whole Region
Liguria	Whole Region
Veneto	whole Region
Lazio	Whole Region
Campania	Avellino: has reached the requirements for the request for OBF
Abruzzo	Pescara
Molise	Campobasso
Puglia	Brindisi
Valle d'Aosta	whole Region
TOTAL	More than 13 Region and 7 Provinces or 74 Provinces

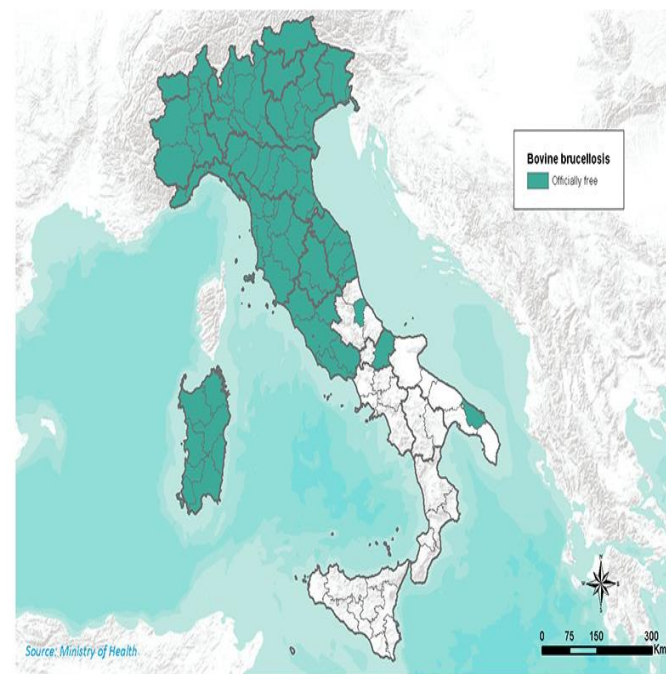
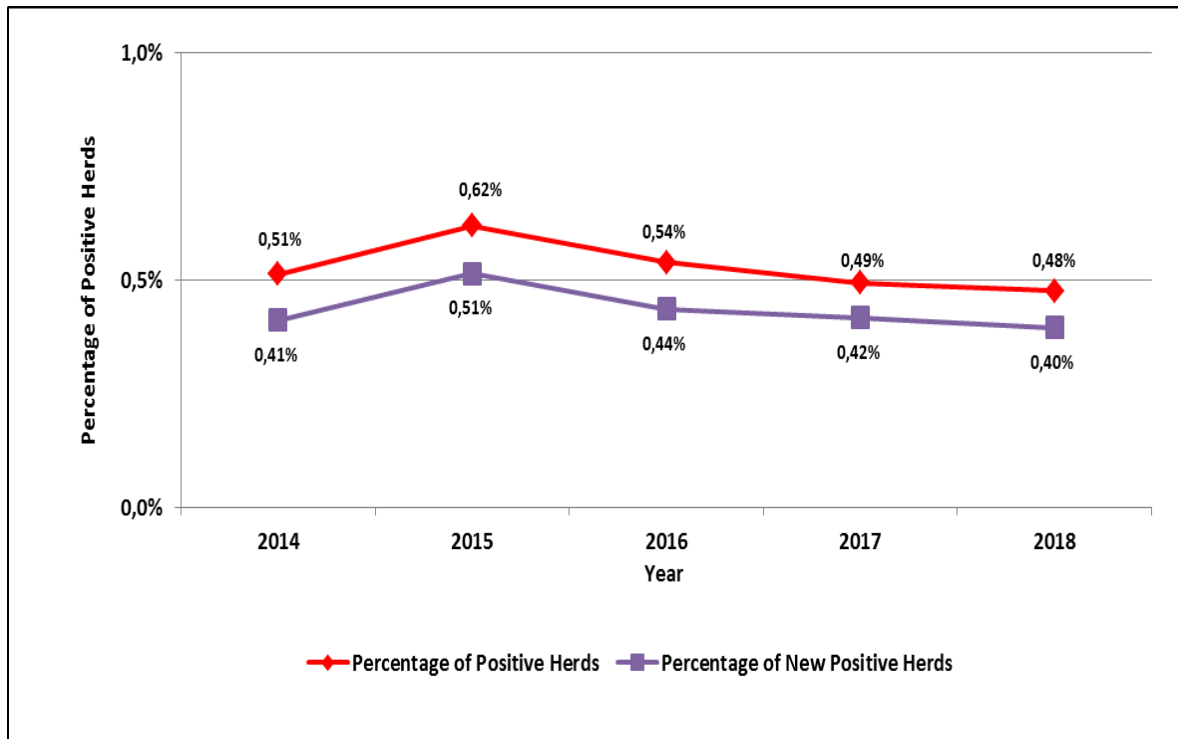


**\*Commission Decision  
2018/6981/EU**

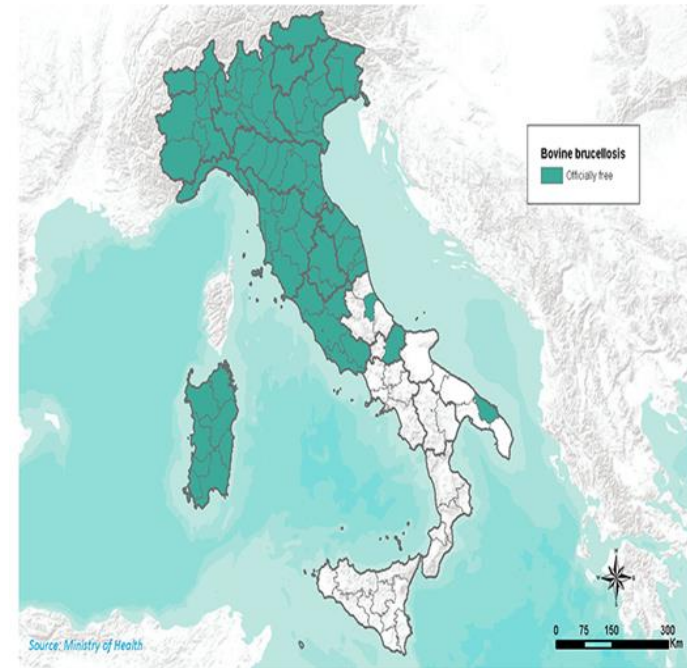
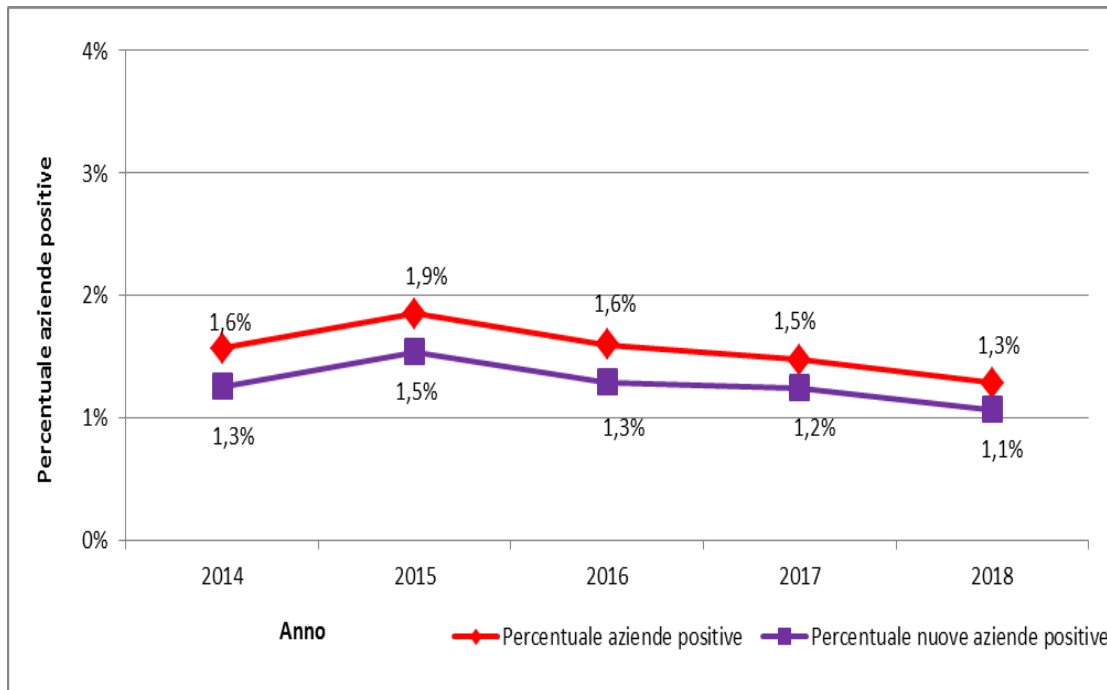
# BOVINE - Territories NOBF

REGIONS	Total number of herds	Total number of herds under the program	Total number of herd controlled	Indicators		
				% of control	% of positive herds	% of new positive herds
ABRUZZO	3117	1956	1956	100,00 %	0,36 %	0,15 %
BASILICATA	2621	2371	2371	100,00 %	0,93 %	0,76 %
CALABRIA	6852	5404	5336	98,74 %	0,73 %	0,73 %
CAMPANIA	9198	6413	6413	100,00 %	0,81 %	0,56 %
LAZIO	1778	790	790	100,00 %	0,38 %	0,38 %
MOLISE	687	501	501	100,00 %	0,20 %	0,20 %
PUGLIA	3586	3394	3394	100,00 %	1,47 %	1,12 %
SICILIA	9689	9414	9413	99,99 %	2,27 %	1,97 %
<b>Total</b>	<b>37528</b>	<b>30243</b>	<b>30174</b>	<b>99,77 %</b>	<b>1,29 %</b>	<b>1,07 %</b>

# B O V I N E – Countrywide evolution in the past years..



# B O V I N E – Territories NOBF evolution in the past years..



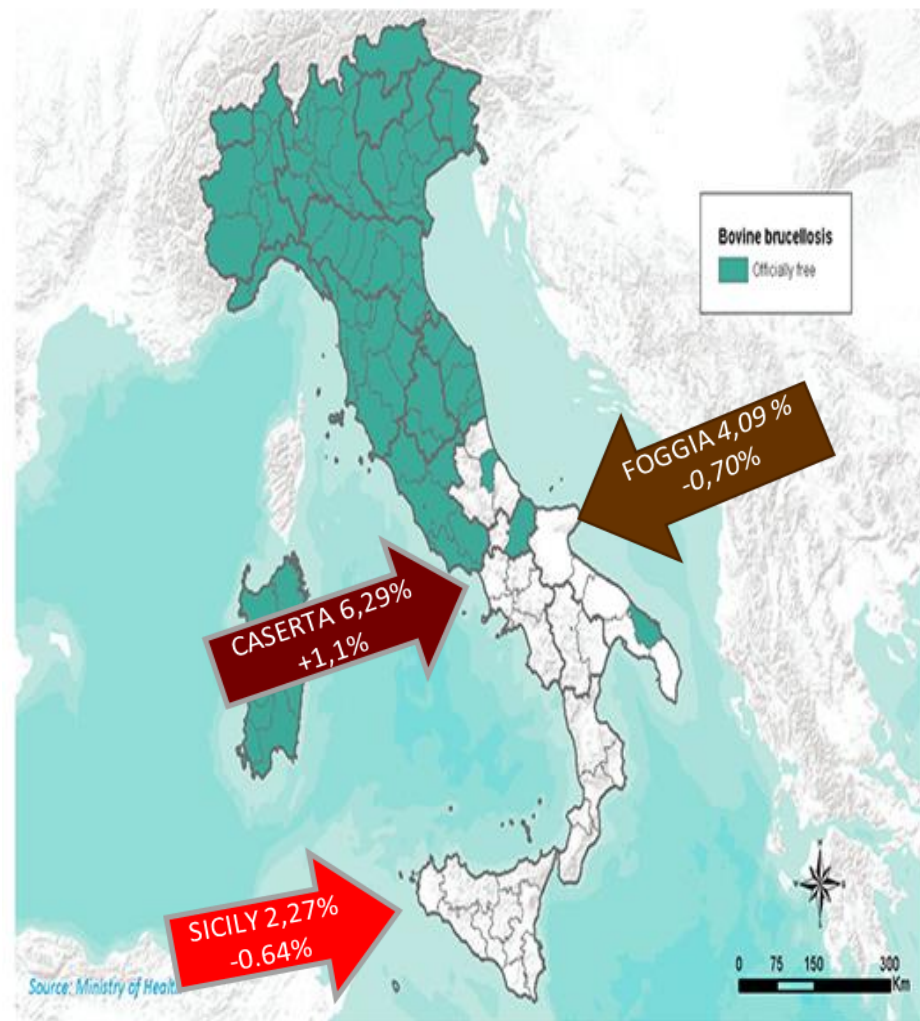


# BOVINE – Difficulties registered..

The higher prevalence in the NOBF territories in the peninsula of Italy is reported in 2 “hot spot” located in 2 Regions:

Puglia – Gargano, 53129 Bovines;  
 - Caserta, 201847 Buffaloes;

All Sicily- Region



# TARGET WORKING DOCUMENT

## SANTE/2017/10186- years 2018-2020

- The target fixed in the WORKING DOCUMENT SANTE/2017/10186 rev 1 Guidelines for the Union co-funded programmes of eradication, control and surveillance of animal diseases and zoonosis for the years 2018-2020, for bovine-buffalo brucellosis in the entire nation was: reduction of 30%  $0,66 = 0,46$ .
- The prevalence recorded for the disease in Italy in 2018 calculated on all the herds under control, has been  $0,48\%$ .

The prevalence registered in ITALY in the territories NOBF in 2017: **1,29%**.



# expected targets in the coming years, and eradication date currently foreseen

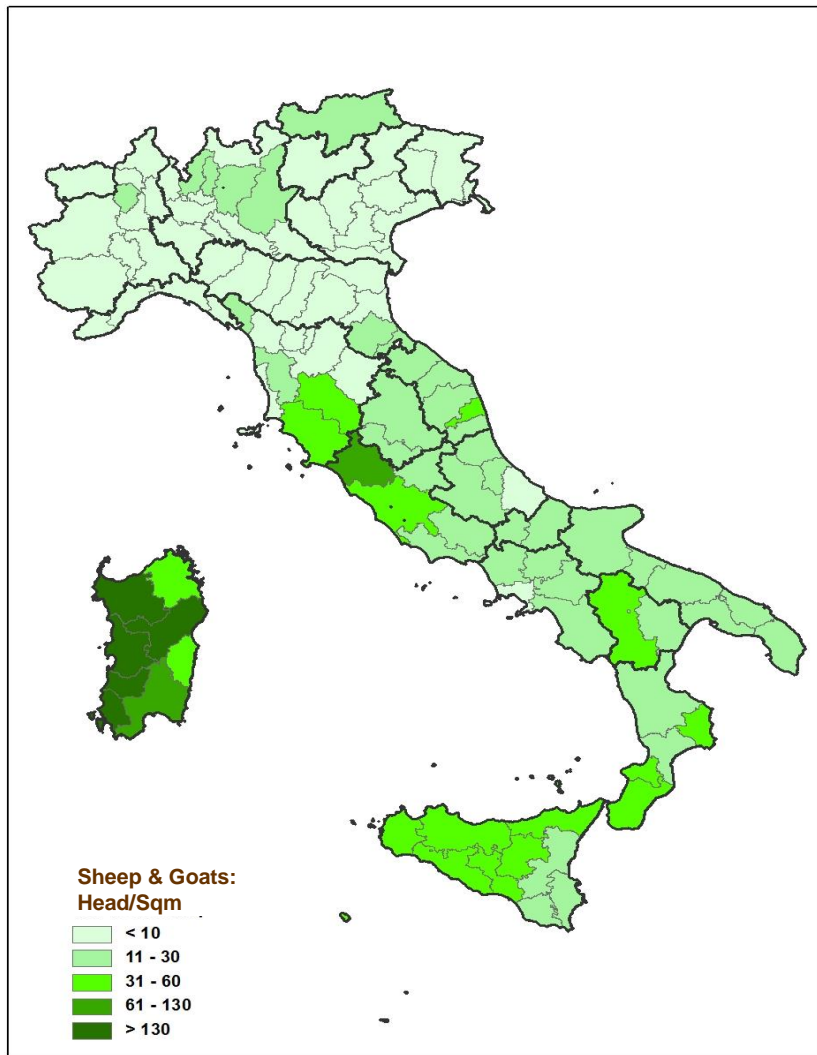
Considering the prevalence registered in the Italian peninsula, excluding the performance of the Sicily and buffalo in Campania= 0,22%.

**the progress of the eradication of the disease could progress in two different steps:**

**First step: achievement of the prevalence under 0,2% in the Italian Peninsula in 2020;**

**Second step: achievement of the requirement for the declaration of the status of OBF in Sicily Region: date - to be identified.**

# SHEEP & GOATS- floks/animals distribution



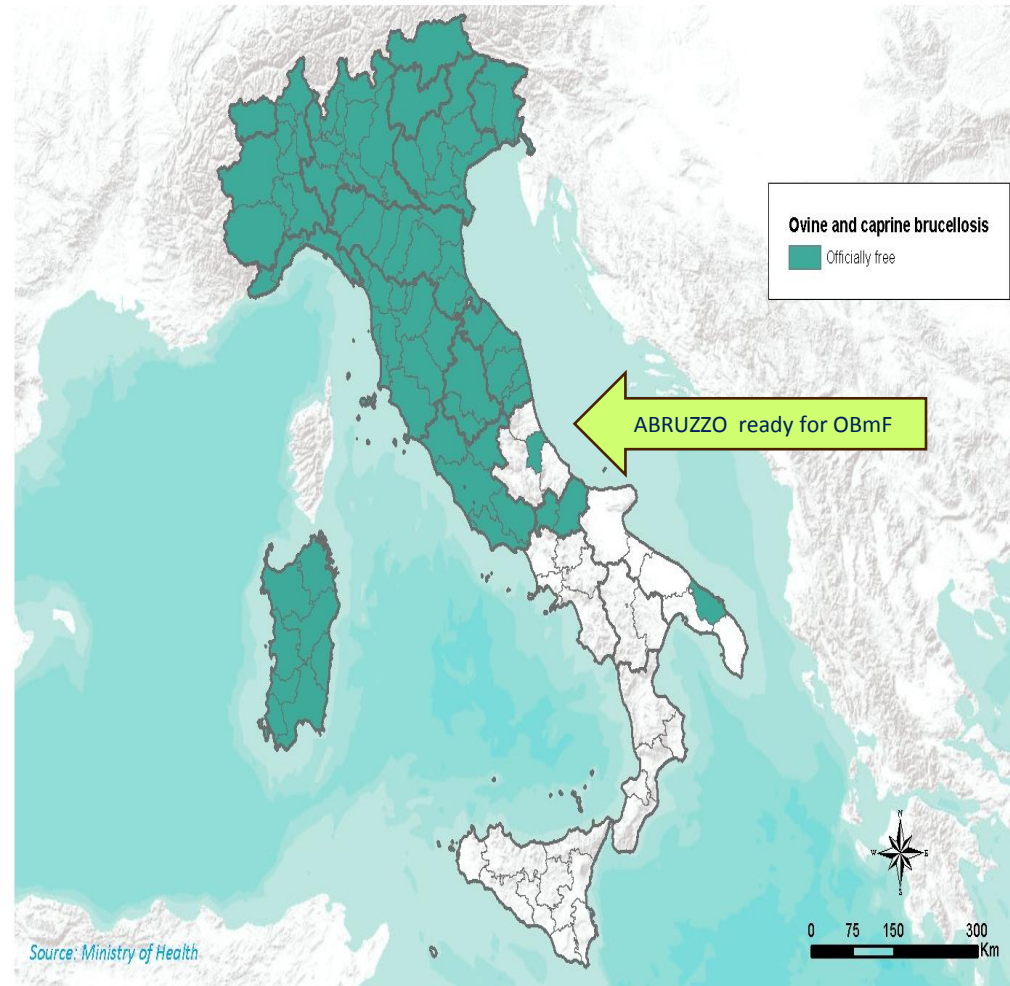
YEAR	NR. OF FLOCKS COUNTRYWIDE	NR. OF FLOCKS IN NON-OBF TERRITORIES	
	Total	Total	To be Tested
2014	147,632	39,145	38,184
2015	147,405	39,381	38,505
2016	113,066	39,089	37,055
2017	104,172	37,938	36,506
<b>2018</b>	<b>109,452</b>	<b>37,093</b>	<b>35,729</b>

YEAR	NR. OF ANIMALS COUNTRYWIDE	NR. OF ANIMALS IN NON-OBF TERRITORIES	
	Total	Total	To be Tested
2014	8,231,064	2,705,630	2,328,489
2015	8,165,317	2,664,514	2,292,190
2016	7,439,530	2,285,456	2,257,998
2017	7,344,374	2,299,881	2,171,689
2018	7,927,413	2,241,480	2,098,083

# SHEEP & GOAT- Territories OBF and NOBF



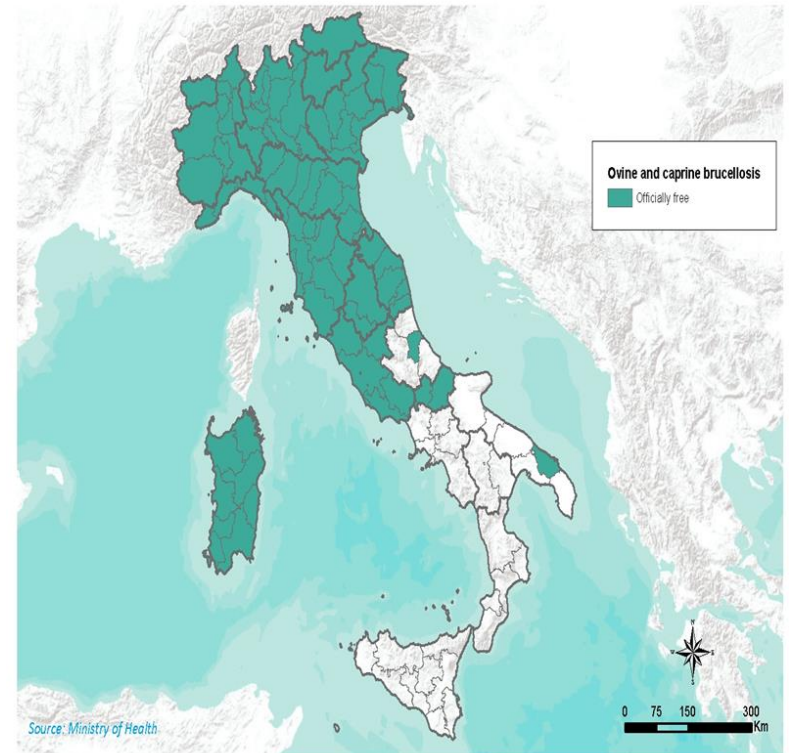
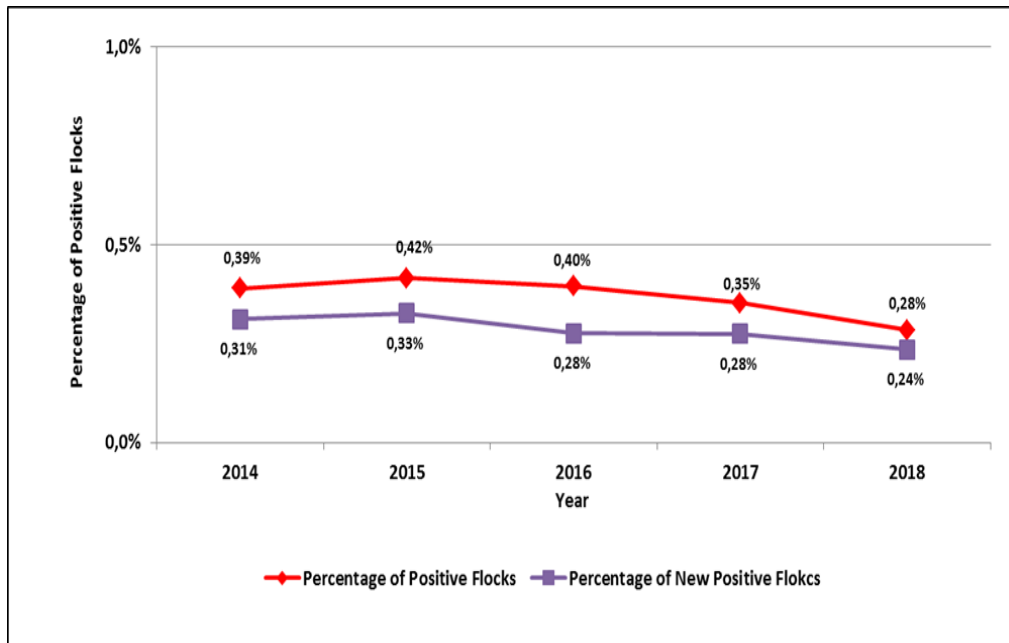
Italian Regions	Italian S&GB-OBF Territories
Lombardia	<b>whole Region</b>
Marche	<b>whole Region</b>
Sardegna	<b>whole Region</b>
Toscana	<b>whole Region</b>
Trentino Alto Adige	<b>whole Region</b>
Umbria	<b>whole Region</b>
Piemonte	<b>whole Region</b>
Friuli Venezia Giulia	<b>whole Region</b>
Liguria	<b>Whole Region</b>
Veneto	<b>whole Region</b>
Lazio	<b>Latina, Rieti, Roma, Viterbo</b>
Campania	<b>Benevento: has reached the requirements for the request for OBF.</b>
Abruzzo	<b>Pescara – ready for the request of OBmF</b>
Molise	<b>whole Region</b>
Puglia	<b>Brindisi*</b>
Emilia Romagna	<b>whole Region</b>
Valle d'Aosta	<b>whole Region</b>
<b>TOTAL</b>	<b>13 Regions and 2 province or 73 Provinces</b>



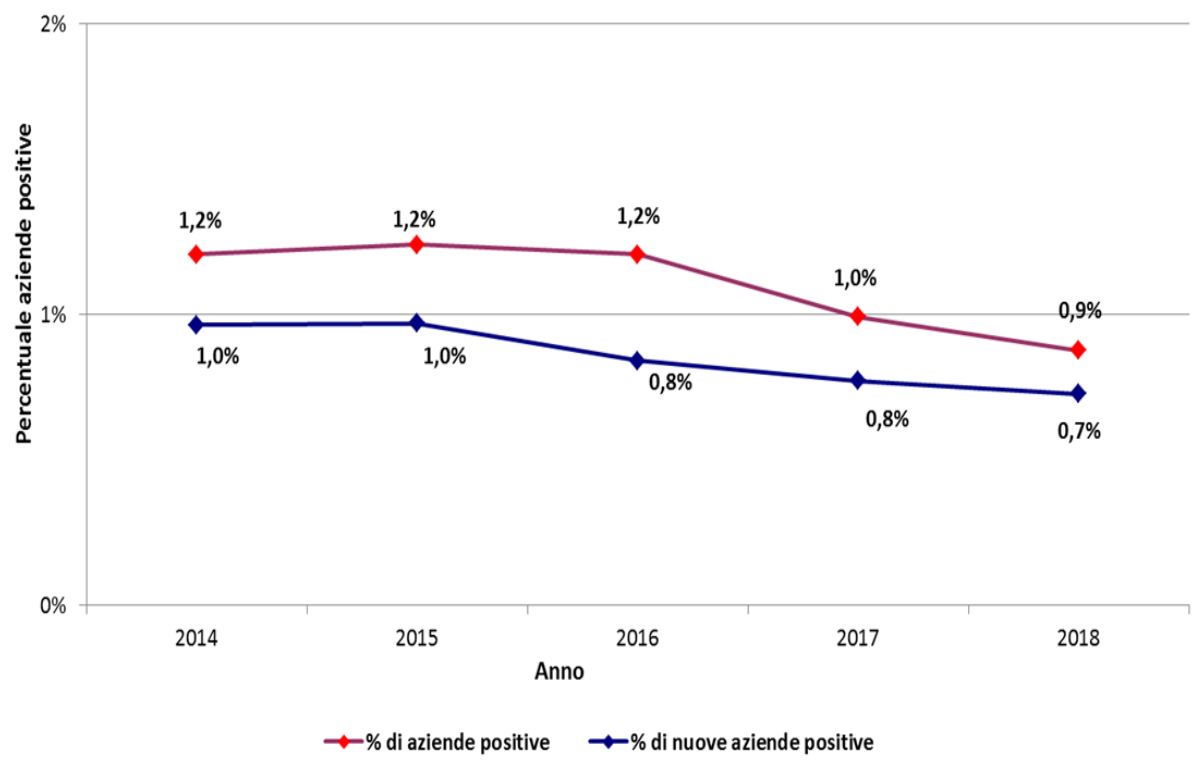
# SHEEP & GOATS- Territories OBF and NOBF

REGIONS	Total number of herds	Total number of herds under the program	Total number of controlled herds	Indicators		
				% of controls	% of positive herds	% of new positive herds
ABRUZZO	3872	3753	3753	100,00 %	<b>0,05 %</b>	0,05 %
BASILICATA	5816	5725	5725	100,00 %	0,40 %	0,33 %
CALABRIA	8262	7836	7567	96,57 %	0,56 %	0,52 %
CAMPANIA	6966	6480	6480	100,00 %	0,34 %	0,34 %
PUGLIA	3408	3355	3355	100,00 %	0,42 %	0,39 %
SICILIA	8769	8580	8569	99,87 %	2,43 %	1,90 %
<b>Totale</b>	<b>37093</b>	<b>35729</b>	<b>35449</b>	<b>99,22 %</b>	<b>0,88 %</b>	<b>0,73 %</b>

# Sheep and Goats– Countrywide evolution in the past years..



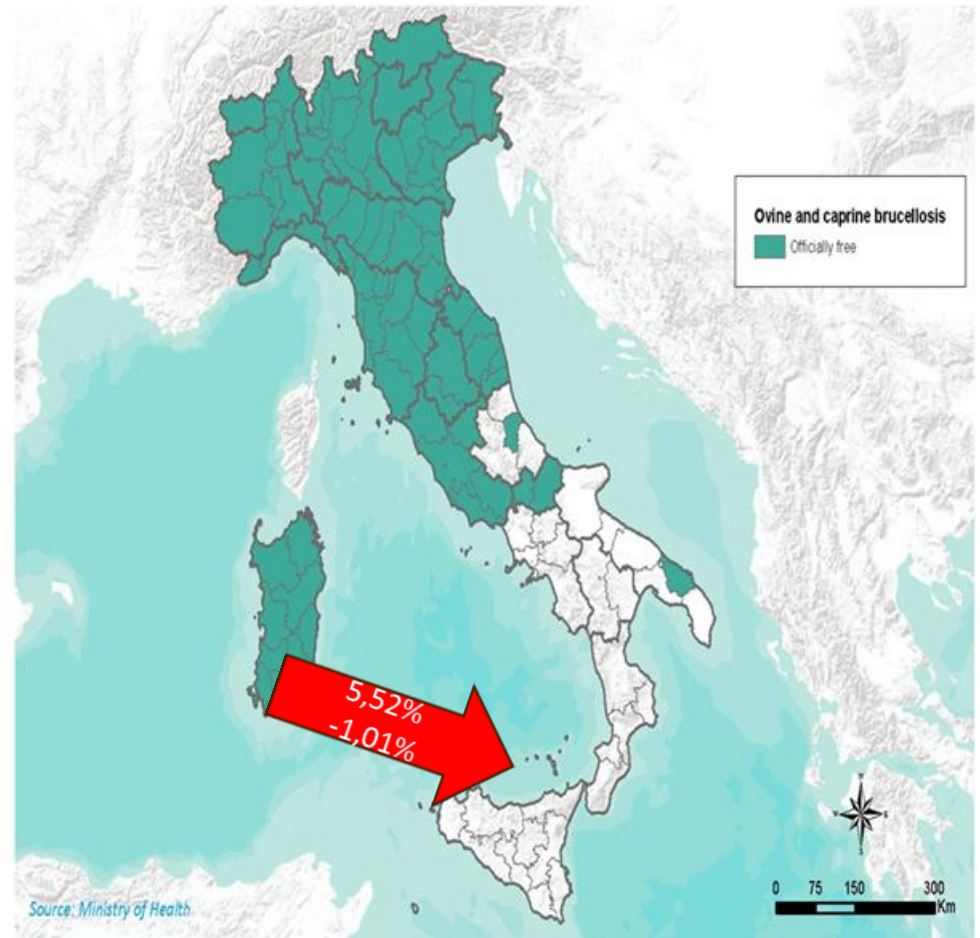
# SHEEP & GOATS- Territories OBF and NOBF





# Difficulties registered...

The higher prevalence in Italy is reported from Sicily region, with an overall prevalence of 2,43 % and with the Province of Messina recording the highest value amongst all provinces, i.e. 5,52 %.



# TARGET WORKING DOCUMENT

## SANTE/2017/10186- years 2015-2017

- The target fixed in the WORKING DOCUMENT SANTE/2017/10186 rev 1 Guidelines for the Union co-funded programmes of eradication, control and surveillance of animal diseases and zoonoses for the years 2018-2020, for the entire nation has been established in a reduction of 50% of 0.42 = **0,21**.
- The prevalence recorded for the melitensis in Italy in 2018 calculated on all the herds under control, has been: **0,28%**.
- The prevalence recorded for melitensis in Italy excluded the Sicily = **0,10%**

# expected targets in the coming years, and eradication date currently foreseen

Listed below the results of prevalence in the Italian peninsula, Sicily excluded.

- 2014 - 0,14%;
- 2015 - 0,15%;
- 2016 - 0,12%;
- 2017 - 0,11%;
- 2018 - 0,10%.
- Considered the above results the eradication program could progress in two steps:
- First step: achieve the condition status of BmOF for the Italian Peninsula till the end of 2019;
- Second step: achievement of the requirement for the declaration of the status of BmOF in Sicily Region: date - to be identified."

# Thanks for your attention

