


**ROYAL NORWEGIAN
MINISTRY OF AGRICULTURE AND FOOD**

EFTA Surveillance Authority
Rue Belliard 35
B-1040 Brussels
Belgium

Your ref

Our ref
200900837-/VLA - 55


Date
01.07.2010

Report to ESA Animal Welfare - Transport and Holdings in 2009


Reference is made to the competent authority's obligation to report to the ETFA Surveillance Authority on the control of animal transports as laid down in Council Regulation 1/2005/EC, Article 27(2), Council Directive 98/58/EC, Article 6(3) and Commission Decision 2006/778/EC, Article 8.

Please find enclosed the Norwegian Food Safety Authority's report on the control of animal transports and holdings with pigs, laying hens and calves for the year 2009.

Yours sincerely,



Cathrine Steinland
Acting Deputy Director General



Vibeke Larvoll
Adviser

EFTA Surveillance Authority
Rue Belliard 35
B-1040 Brussels
Belgium

Your ref:
Our ref: 2009/35321
Date: 11.06.2010
Org.no: 985 399 077

Norwegian Food Safety Authority




REPORT ON CONTROL OF ANIMAL TRANSPORTS AND HOLDINGS WITH FARM ANIMALS AS CARRIED OUT BY THE COMPETENT AUTHORITY IN NORWAY DURING 2009

With reference to the competent authority's obligation to report to the EFTA Surveillance Authority on the control of animal transports as laid down in Council Regulation 1/2005/EC, Article 27(2), Council Directive 98/58/EC, Article 6(3) and Commission Decision 2006/778/EC, Article 8, the Norwegian Food Safety Authority (NFSA) hereby accounts for this task as carried out in 2009.

Should you need any further information, please do not hesitate to contact us.

Please find enclosed the Norwegian Food Safety Authority's report on the control of animal transports and holdings with pigs, laying hens and calves in 2009.

Yours sincerely



Kristina Landsverk
Director
Department of Controls

Report on control of animal transports in 2009

Control of animal transports is carried out by the Norwegian Food Safety Authority's district level. There are 54 District Offices throughout the country. The most extensive surveillance of animal transports is the inspection of animal transport vehicles and animals on arrival at slaughterhouses. In addition, checks are performed on vehicles during transport, loading and unloading, e.g. when sheep are taken to and from summer pasture during a few hectic weeks in the spring and autumn, on horses and transport vehicles to be found on trotting arrangements, and sometimes on the road. The inspections carried out are reported from the District Offices to the Regional Offices, who provides regional reports to the Head Office. The tables in this report are mainly based on these regional reports. Below is a table providing an overview of the surveillance and control of animal transport in 2009:

TABLE 1	Under transport During transport	Ved avgangssted At departure	Ved ankomststed At destinations (e.g. slaughter)	På stoppested, omlastingssted, marked Staging points, transfer points, markets	Ved grensekontroll Border control	I alt Total
Type transport		/pålastning	/avlasting (inklusive slakteri)			(antall tilsyn fordelt på type transport)
Veitransport Road transport	27	93	4491	493	0	5104
Jernbane Railway	0	0	0	0	0	0
Fly Air transport	0	0	0	0	0	0
Ferger Roll-on-roll-off vessels	0	0	0	0	0	0
Dyretransportskip Sea transport	0	0	0	0	0	0
I alt Total	27	93	4491	493	0	5104
Antall registrerte anmerkninger og avvik Registered Infringements	50	11	2763	140	0	2964
Antall pålegg om utbedring (vedtak) Administrative decisions (written)	1	0	22	0	0	23
Antall andre tiltak Other means*	0	5	181	140	0	326
Antall anmeldelser Reports to the police	0	0	1	0	0	1
Antall melding til annet medlemsland Notice to other member states	0	0	0	0	0	0

* = e.g. oral communication, guidance, notice that a written, administrative decision will follow etc.

A total of 5104 inspections have been reported. Of these, 4491 inspections took place at destinations, which usually means at slaughterhouses. What is considered an "inspection" seems to vary between staff and units. Some units report a fair share of all incoming transports due to their routine checks of all animals on arrival, whilst others only report controls performed using the standard inspection forms. The central administration has however emphasised that only inspections resulting in a written report may be reported. Inspections regarding transport of live animals are now (from 2010) included in the new system MATS, and only inspections handled within MATS will be registered and reported in the future.

As regards railway transport, we do not have commercial transport of animals by rail in Norway. The same is true for sea transport. Air transport of animals is also not commonly occurring in Norway. Most of the animals transported by air in Norway are pets.

As regards roll-on-roll-off vessels, these are frequently used when transporting animals for slaughter. As previous years, the focus for inspections of animal transport has been on arrival at slaughterhouses, and only transport by road has been inspected in 2009.

Table 2 deals with infringements according to regulation requirements:

TABLE 2 Bestemmelser i transportregelverket <i>Regulation requirement</i>	Samlet anmerkninger og avvik <i>Total number of infringements</i>	Antall pålegg om utbedring (vedtak, inkl. anmeldelse, melding til annet medlemsland) <i>Administrative decisions (written)</i>	Antall andre tiltak <i>Other means (e.g. oral communication, guidance, notice that a written, administrative decision will follow etc.)</i>	Antall politianmeldelser <i>Reports to the police</i>
Plass og tetthet (§ 4) <i>Space allowance</i>	70	3	59	0
Skille mellom dyr (§ 5) <i>Separation of animals</i>	28	1	26	0
Temperatur (§ 6) <i>Temperature</i>	30	2	19	0
Behandling av dyra <i>Treatment of animals</i>	363	16	262	0
Krav til transportmiddel, container, transportkasse (§ 18, § 19) <i>Design and maintenance of the means of transport</i>	2486	3	244	1
Rengjøring og desinfeksjon (§ 20) <i>Cleaning and disinfection</i>	9	0	4	0
Journal/loggbok føring (§17) <i>Transport documentation</i>	27	0	12	0
Dagbok (vedlegg II) <i>Journey log</i>	0	0	0	0
Transporttid (§ 23) <i>Journey times</i>	12	0	223	0
Vanning, føring, melking (§ 8, § 23 b.) <i>Watering, feeding, milking</i>	36	1	33	0
Godkjenning transportør (§ 12), medbrakt opplæringsbevis dyretransportsjåfør (§ 13), <i>Authorization transporter, education driver</i>	41	0	38	0
Godkjenning av transportmiddel (§ 21) <i>Authorization of means of transport</i>	48	0	38	0
Annet <i>Other</i>	20	0	20	0
I alt Total	3170	26	987	1

Comparing table 1 and table 2 show that the numbers of infringements and subsequent reactions vary considerably between the two, despite the fact that these numbers should add up to equal amounts. This is a well known problem during the past years, prevailing despite the central administration's efforts to harmonize reporting routines. NFSA has been working for several years with developing our new electronic system for registration of inspections etc (MATS). As mentioned above, transport of live animals and operations related to transport of live animals are now included in the new system and we assume this will give us more reliable reports in the future.

The most frequently occurring infringements concern space allowance, treatment of animals and design and maintenance of the means of transport. This has been commonly occurring infringements also in the previous years. A considerable part of infringements regarding design and maintenance of the means of transport is due to the transport cages which are used for transporting poultry. In this matter, we refer to our report for 2007.

Compared to earlier years, there has been an increase in infringements regarding watering and feeding animals during transport. Also there has been a decrease in infringements regarding the Norwegian requirement which do not allow long journeys when transporting animals for slaughter.

Below is a table showing number and percentage of animals dying during transport or lairage in 2009:

TABLE 3 Species	Total number transported/ slaughtered	Number of dead during transport	Number of dead during slaughterhouse lairage	Total number of dead (%) of total number of animals transported/ lairaged (2008 figures in brackets)
Svin Pigs	1186801	207	208	0,04 (0,0335)
Storfe Cattle	271234	4	2	0,002 (0,0072)
Sau/geit Sheep/goats	892179	102	79	0,02 (0,0208)
Hest Horses	1345	0	0	0 (0)
Rein Reindeer	23432	0	10	0,04 (0,0822)
Fjørfe Poultry	42886167		85881	0,2 (0,16)

Since most poultry stay in their transport container until the time of slaughter, this number has been combined.

Reported numbers shows that about 86.500 animals died during transport or lairage in 2009, 612 mammals and 85.881 birds.

We have had some problems related to the transmission of information/numbers from the old system to the new system (MATS). As a consequence of this, the reported numbers of *poultry* transported and dead during transport and lairage is probably to low. The relative numbers (dead compared to total amount of birds transported) although, seems to be at the same level as earlier years, and we believe this gives a more or less correct picture of the situation (there has not been any special occasions or other registrations indicating a change in the situation).

Also for *mammals*, the total share of animals dead during transport and lairage is at approximately the same level as the years before.

Report on surveillance and control according to Commission Decision 2006/778/EC

Inspections on holdings with production animals are carried out by the NFSA district level. There has not been any specific guidance from the central level of the NFSA regarding the number of inspections during the year. The regional/district level have had the responsibility to decide the numbers and the share of the different species and production systems to be inspected. The Head Office has recently given guidance to ensure that all species and production systems are inspected annually. In that case we refer to our response to the inspection regarding animal welfare on farms carried out by ESA in 2009.

The level of inspections on farm animals in 2009 has been approximately 8-10 % of the total number of production sites. For poultry the share of production sites inspected was higher (33 % of holdings with laying hens and turkeys). In addition, the NFSA carried out a special campaign at fur farms in 2009, which resulted in a total share of 97,5 % inspected farms.

Animal welfare inspections in holding are often combined with inspections of other tasks, such as animal health surveillance programmes etc. The inspections carried out are reported from the District Offices to the Regional Offices, who provides regional reports to the Head Office.

The tables in this report (below) are mainly based on these regional reports.

Table 1 - 2009

Commission Decision 2006/778/EC

	Laying hens, Free range	Laying hens, Barn	Laying hens, Enriched cage	Laying hens, Unenriched cage	Calves	Pigs
<i>Production sites subject to inspection</i>	81	238	108	402	16859	3311
<i>Production sites inspected</i>	19	149	76	204	1632	277
<i>Production sites without non compliance</i>	16	89	72	196	990	214
<i>Staffing</i>	2	0	0	3	15	5
<i>Inspection</i>	0	2	0	2	43	6
<i>Record keeping</i>	0	2	0	1	12	6
<i>Freedom of movement</i>	0	1	0	0	61	6
<i>Space allowances</i>	0	4	0	1	235	18
<i>Minimum lighting</i>	0	1	0	0	9	1
<i>Flooring surfaces (for pigs)</i>					1	4
<i>Manipulable materials</i>	0	0	0	2	0	10
<i>Automatic and mechanical equipment</i>	1	43	1	1	8	16
<i>Feed, water and other substances</i>	0	1	0	0	20	7
<i>Haemoglobin (calves)</i>					0	
<i>Fibrous food (calves and sows)</i>					13	0
<i>Mutilations</i>	0	0	0	0	0	0
<i>Breeding procedures</i>					0	0
<i>Non-compliance A</i>	2	8	0	1	187	24
<i>Non-compliance B</i>	1	3	0	0	27	8
<i>Non-compliance C</i>	0	2	0	1	29	4

Table 2 - 2009

Commision Decision 2006/778/EC

	Cattle (except calves)	Sheep	Goats	Domestic fowls*	Ostrich	Ducks	Geese	Fur animals	Turkeys
<i>Production sites subject to inspection</i>	19395	18837	1215	1063	5	22	11	360	51
<i>Production sites inspected</i>	2068	1679	142	411	2	12	4	303	32
<i>Production sites without non- compliance</i>	1092	1238	116	341	1	9	3	84	31
<i>Staffing</i>	14	12	0	13	0	1	0	2	0
<i>Inspection</i>	76	37	3	3	0	1	0	35	1
<i>Record keeping</i>	48	121	16	1	0	0	0	48	0
<i>Freedom of movement</i>	78	11	3	2	0	0	0	31	0
<i>Buildings and accomodation</i>	639	148	12	24	1	2	1	196	2
<i>Automatic and mechanical equipment</i>	41	7	0	7	0	0	0	1	0
<i>Feed, water and other substances</i>	101	91	4	4	0	1	0	18	0
<i>Mutilations</i>	0	0	0	0	0	0	0	0	0
<i>Breeding procedures</i>	0	0	0	0	0	0	0	10	0
<i>Non-compliance A</i>	442	143	8	20	0	1	0	150	7
<i>Non-compliance B</i>	241	48	0	3	0	0	0	98	0
<i>Non-compliance C</i>	52	30	4	2	0	1	0	8	0

* Poultry of the species *Gallus gallus* except laying hens