



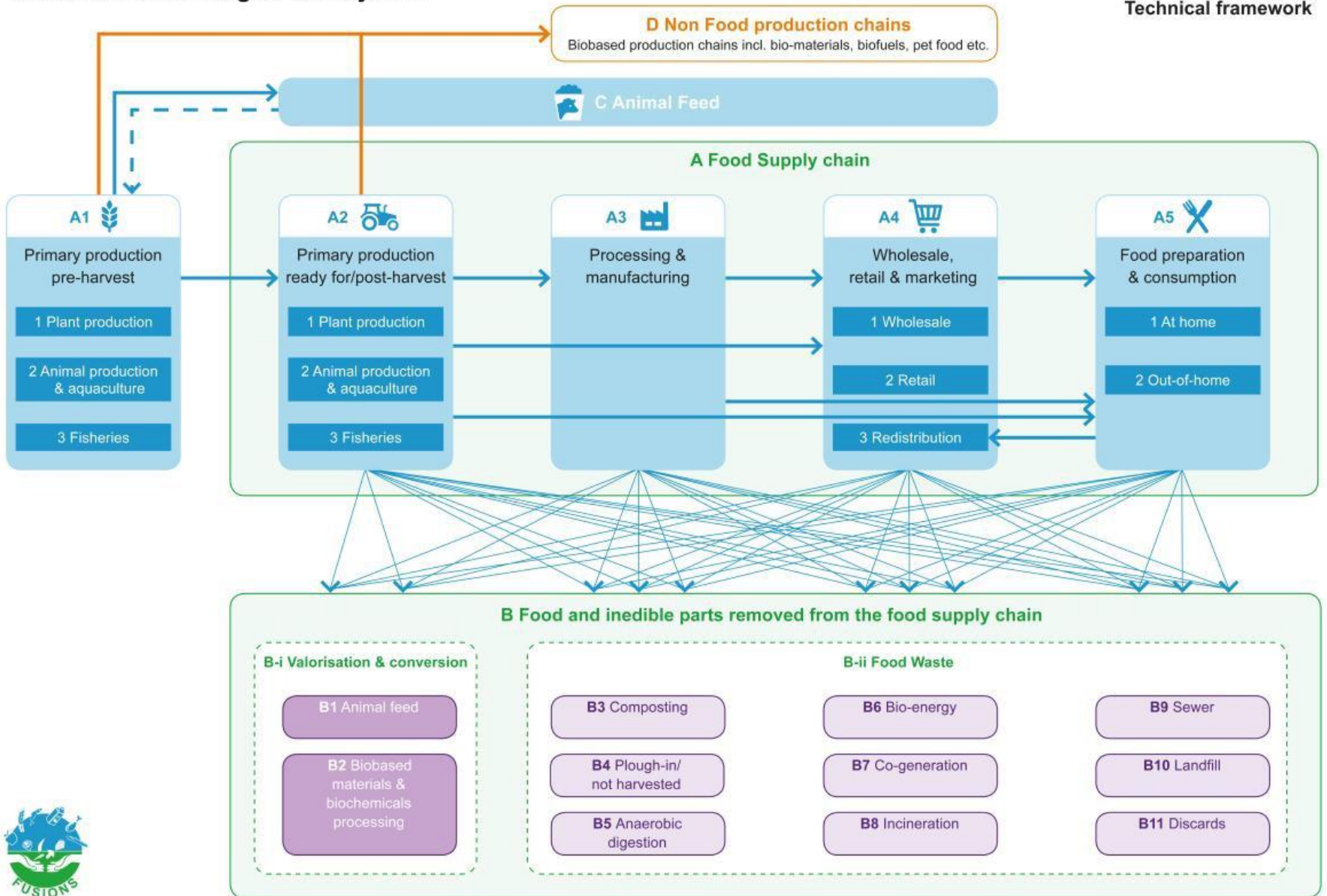
# Eurostat project on food waste statistics

Commission Expert Group meeting on "Food Losses and Food Waste"

24 April 2015

Hartmut Schrör, Eurostat

# Resource flows in Agri-Food System



# European statistics on waste

- Biennial data collection on waste generation and treatment, based on Waste Statistics Regulation (WStatR)
- Dataset on waste generation
  - Broken down into economic activities (NACE) => production and consumption chain
  - Broken down into waste materials
  - No waste item "food waste"
- Coverage: waste handed over to waste management

# Current data availability

Item	NACE ACTIVITIES		A01-A03 Agriculture, forestry and fishing	C10 - C12 Manufacture of food products, beverages, tobacco	G - U excl. G46.77 Service activities	Households	Total
	EWC-STAT						
31	09.1	Animal and mixed food waste	Data reported for the Waste Statistics Regulation (WStatR)				
32	09.2	Vegetal wastes					
34	10.1	Household and similar wastes					
51	TT	Total					

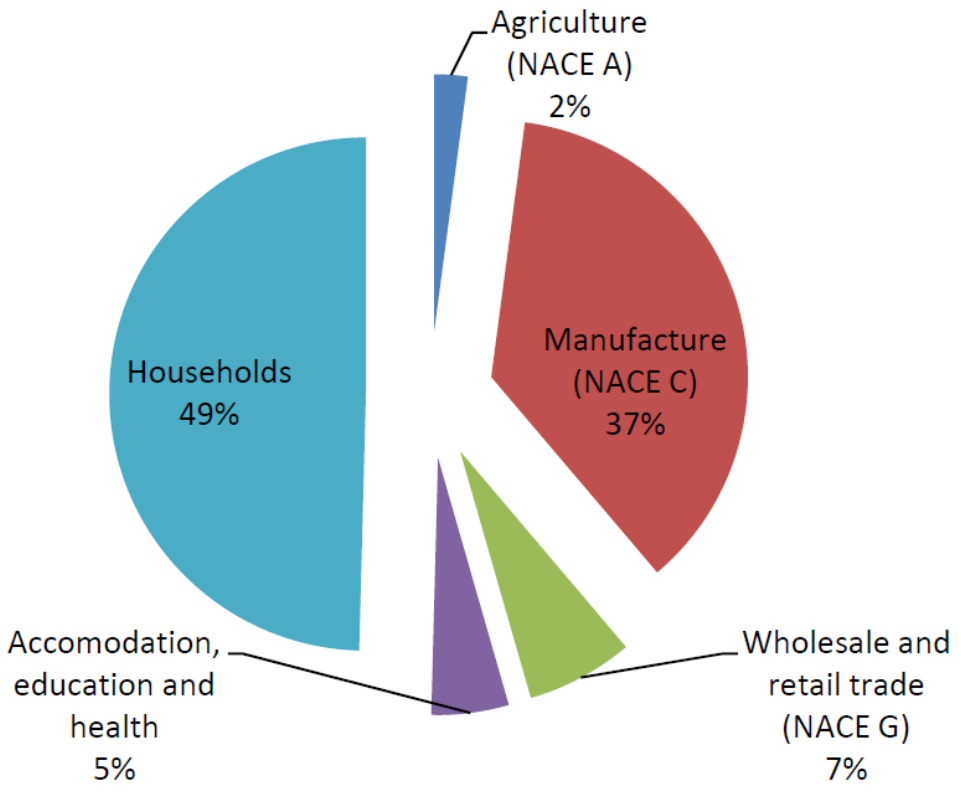
# Food waste plug-in

EWC-Stat 4 categories and breakdown into LoW items ↓	NACE Rev. 2 activities and households ⇨ (Coloured items are used already in the WStatR data collection, but without the LoW breakdown in waste.)																				
	Agriculture, forestry and fishing	Processing and preserving of meat and production of meat products	Processing and preserving of fish, crustaceans and molluscs	Processing and preserving of fruit and vegetables	Manufacture of vegetable and animal oils and fats	Manufacture of dairy products	Manufacture of grain mill products, starches and starch products	Manufacture of bakery and farinaceous products	Manufacture of other food products	Manufacture of prepared animal feeds	Manufacture of beverages	Manufacture of tobacco products	C10-C12 aggregate	Wholesale trade, except of motor vehicles and motorcycles	Retail trade, except of motor vehicles and motorcycles	Accommodation	Food and beverage service activities	Education	Health	Households	TOTAL NACE + Households (all activities of NACE A to U, not only the sum of the selected activities)
	01-03	10.1	10.2	10.3	10.4	10.5	10.6	10.7	10.8	10.9	11	12		46	47	55	56	P	86		
<b>09.1 Animal and mixed food waste</b>																					
of which																					
02 01 02 animal-tissue waste																					
02 02 01 sludges from washing and cleaning																					
02 02 02 animal-tissue waste																					
02 02 03 materials unsuitable for consumption or processing																					
02 03 02 wastes from preserving agents																					
02 05 01 materials unsuitable for consumption or processing																					
02 06 02 wastes from preserving agents																					
19 08 09 grease and oil mixture from oil/water																					
20 01 08 biodegradable kitchen and canteen waste																					
20 01 25 edible oil and fat																					
<b>09.2 Vegetal wastes</b>																					
of which																					
02 01 01 sludges from washing and cleaning																					
02 01 03 plant-tissue waste																					
02 01 07 wastes from forestry																					
02 03 01 sludges from washing, cleaning, peeling,																					
02 03 03 wastes from solvent extraction																					
02 03 04 materials unsuitable for consumption or																					
02 06 01 materials unsuitable for consumption or																					
02 07 01 wastes from washing, cleaning and																					
02 07 02 wastes from spirits distillation																					
02 07 04 materials unsuitable for consumption or																					
20 02 01 biodegradable waste																					
<b>10.1 Household and similar wastes</b>																					
of which																					
20 03 01 mixed municipal waste																					
20 03 02 waste from markets																					
other																					
(aggregate)																					
20 03 07 bulky waste +																					
20 03 99 municipal wastes not otherwise																					
specified +																					
20 03 03 street-cleaning residues																					

# Results and conclusions

- 17 countries reported data in 2014 on 2012
- Challenges
  - Data on "waste containing food waste" rather than "food waste"
  - Limited accuracy of results at detailed level of economic activities and waste items
  - Quantification of food waste in mixed municipal waste
- Experimental data collection => no official food waste statistics
- Report to be published on Eurostat website
- Plug-in to be repeated

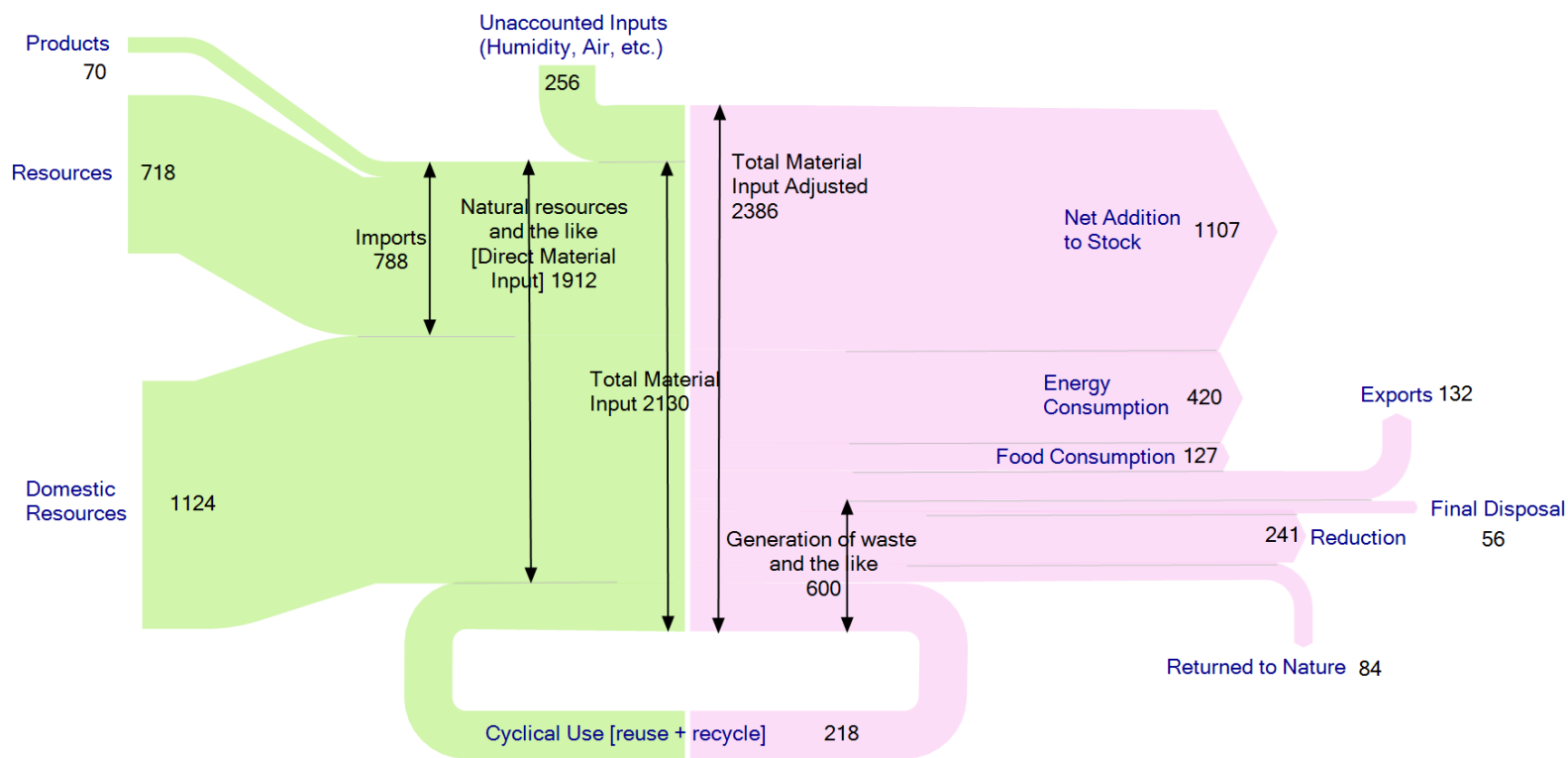
# Sources of "waste containing food waste" estimate based on food waste plug-in



# Material flow accounts?

Material Flow Accounts of Japan in Fiscal Year 2000

(Unit: million tons)



(Source: Ministry of the Environment in Japan, adapted to account for other inputs)  
Diagram produced with e!Sankey



# Thank you for your attention

Hartmut Schrör, Eurostat

[hartmut.schroer@ec.europa.eu](mailto:hartmut.schroer@ec.europa.eu)

[ec.europa.eu/eurostat/waste](http://ec.europa.eu/eurostat/waste)