

Implementation of the Rabies Programme 2017 in Bulgaria

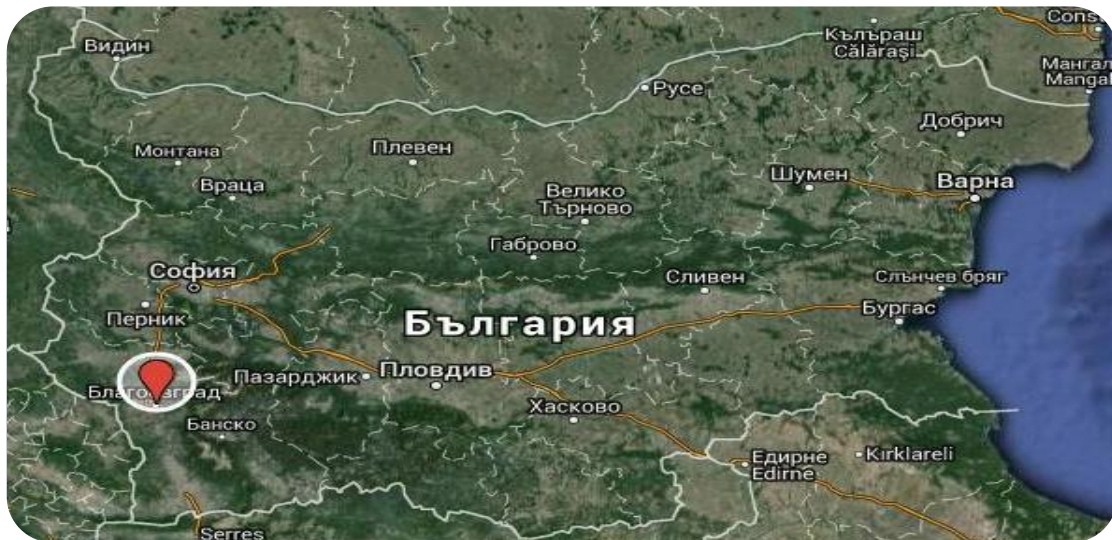


SC PAFF, 13-14th June 2018, Brussels

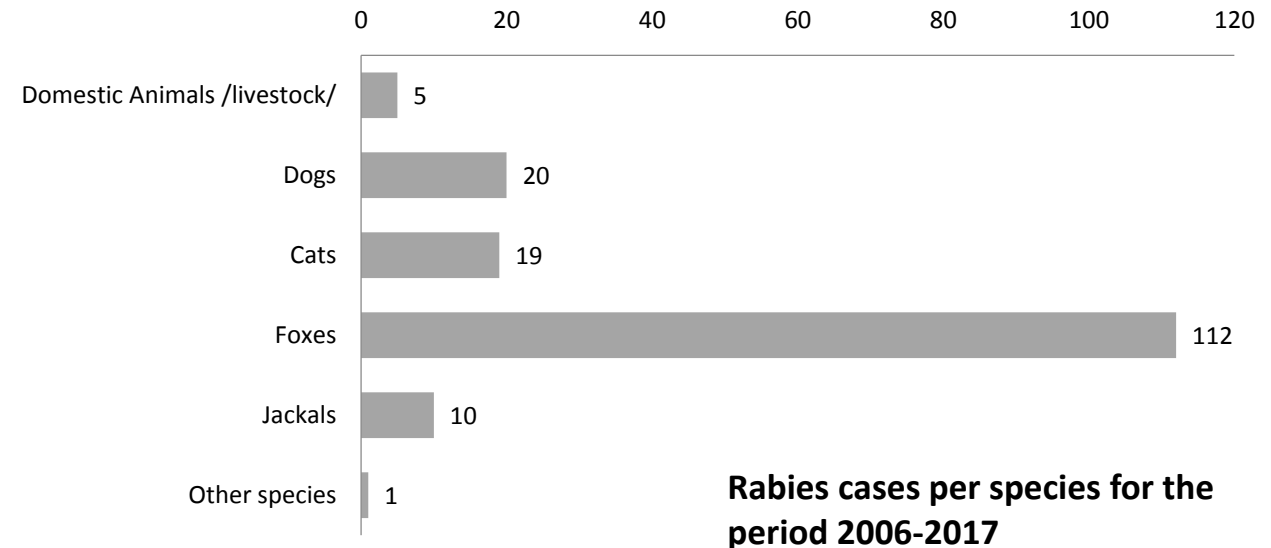
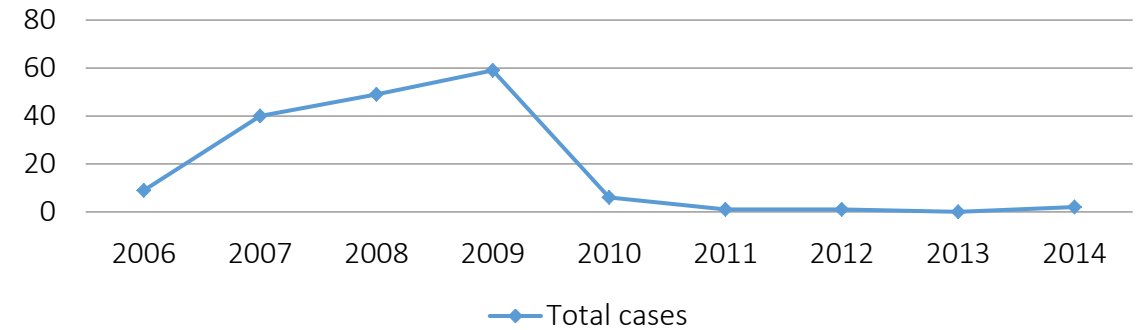
Epidemiological situation

NO RABIES CASES REGISTRATED IN 2017

- Total number of cases for the last 10 years – 167
- Last rabies case reported in June 2014 - 2 rabies cases in foxes registered in Blagoevgrad region, close to the border with FYROM

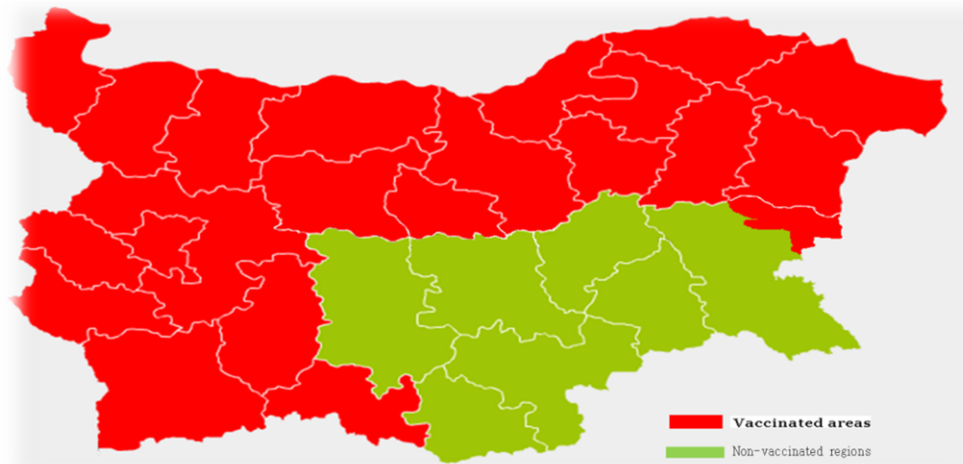


Rabies cases 2006-2017



Vaccination campaigns

- Oral vaccination of foxes – operational since 2009
- Lysvulpen vaccine, Bioveta Czech Republic, 20 baits/sq km
- Total number of baits distributed in 2017 – 2 042 920
- 10 batches distributed – all tested in EURL



Map: 2017 Rabies vaccination

Year	Campaigns	Districts	Territory covered (km ²)
2009	2 spring & autum	18	55037
2010	1 spring	19	55995
2011	1 spring	19	55995
2012	2 spring & autum	20	59500
2013	2 spring & autum	20	59500
2014	2 spring & autum	22	79119
2015	2 spring & autum	16	54716
2016	2 spring & autum	16	55394.5
2017	2 spring & autum	16	56807.5

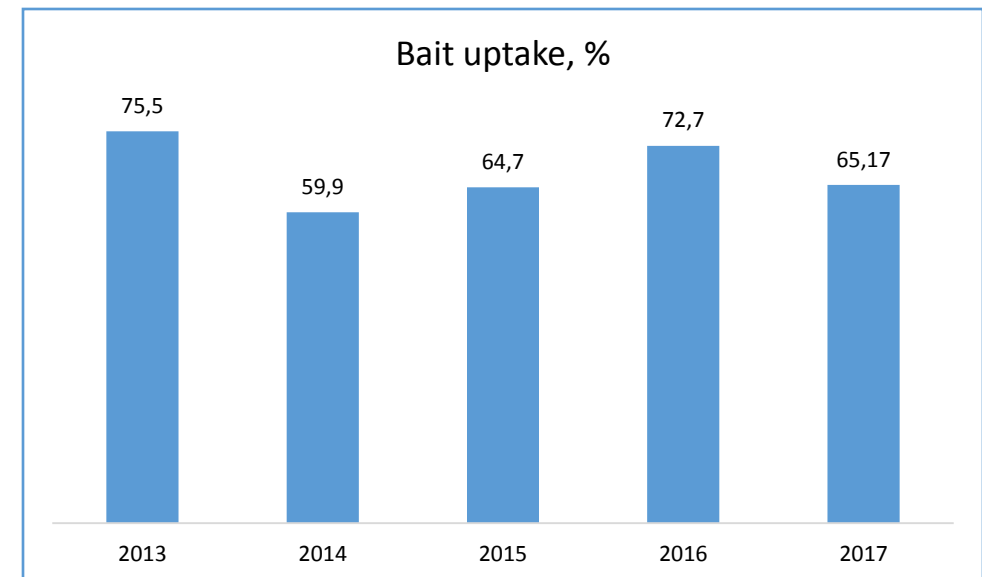
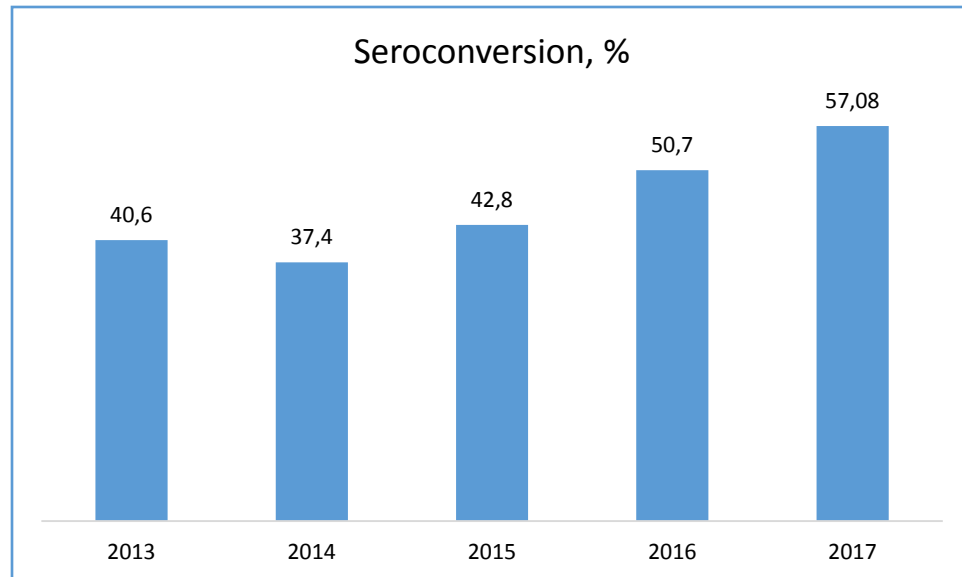
Vaccination campaigns

Wildlife oral vaccination- aerial distribution					
Region/Area	Month	Number of baits *	Size of vaccinated area (km ²)	Distribution method	Bait density (per km ²)
Blagoevgrad, Kyustendil, Pernik, Sofia city, Sofia district, Smolyan, Pazardzhik, Dobrich, Silistra, Plevan, Veliko Tynovo, Razgrad, Ruse, Montana, Vratza, Vidin	Spring 18.04 - 03.05.2017	1010800	50286	aircrafts	20.10
	Autumn 28.10 - 07.12.2017	1010100	52508		19.24
Total		2020900	51397	aircrafts	19.67

Wildlife oral vaccination- manual distribution					
Region/Area	Month	Number of baits *	Size of vaccinated area (km ²)	Distribution method	Bait density (per km ²)
Kozlodui Powerplant (Vraca and Montana), Sofia city-suburbs	Spring	12000	4300	manual	2.79
	Autumn	12000	4300		2.79
Total		24000	4300	manual	2.79

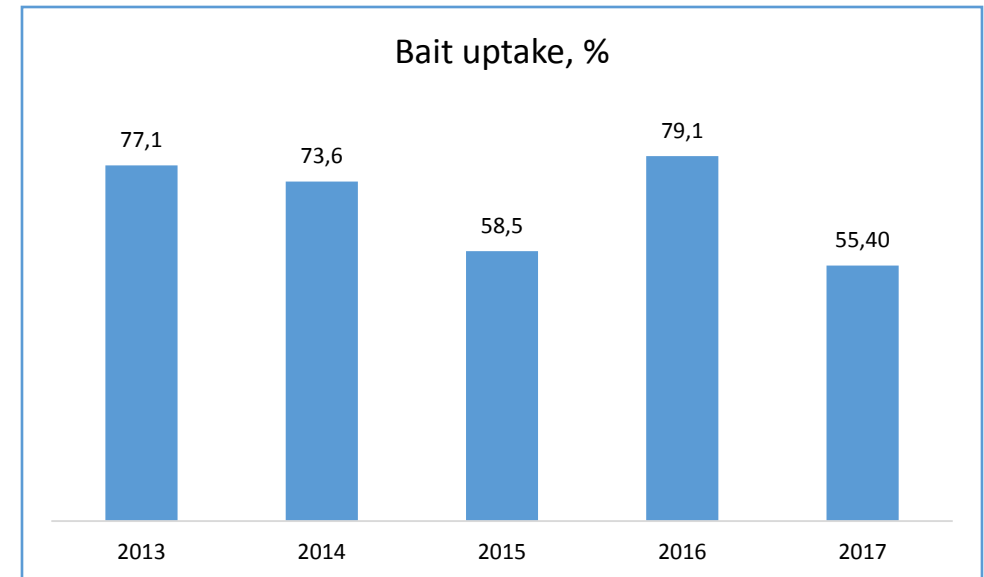
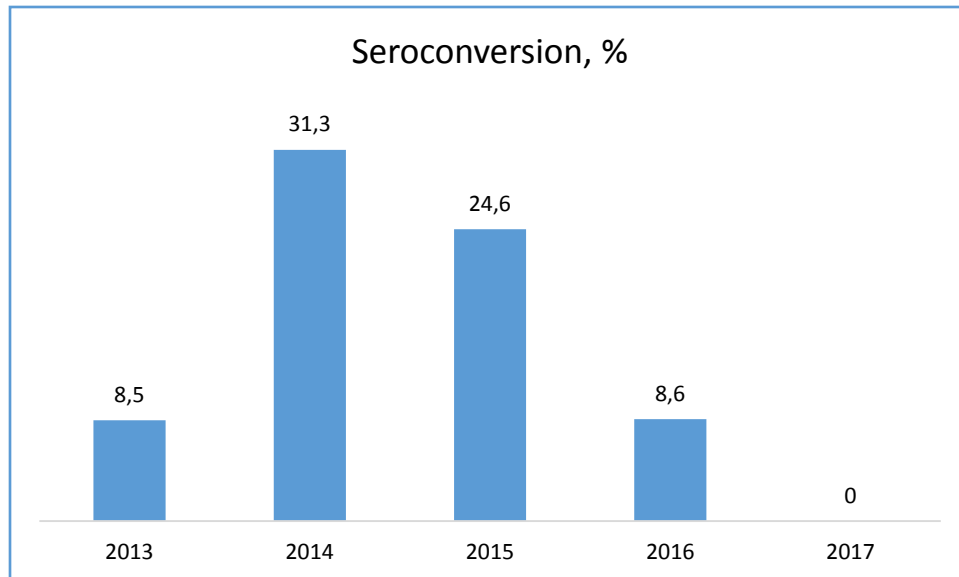
Monitoring of vaccination effectiveness, foxes

Region	Species	Serological tests				Tests for the presence of biomarker –Tetracycline (T)				IFT		
		Type of test	Number of tests	Seropositive	%	Type of test	Number of tests	Biomarker	% marker	Type of test	Number of tests	Positive
					seropositive			present	presence			
Total	foxes	ELISA	226	129	57.08	T	999	651	65.17	IFT	997	0

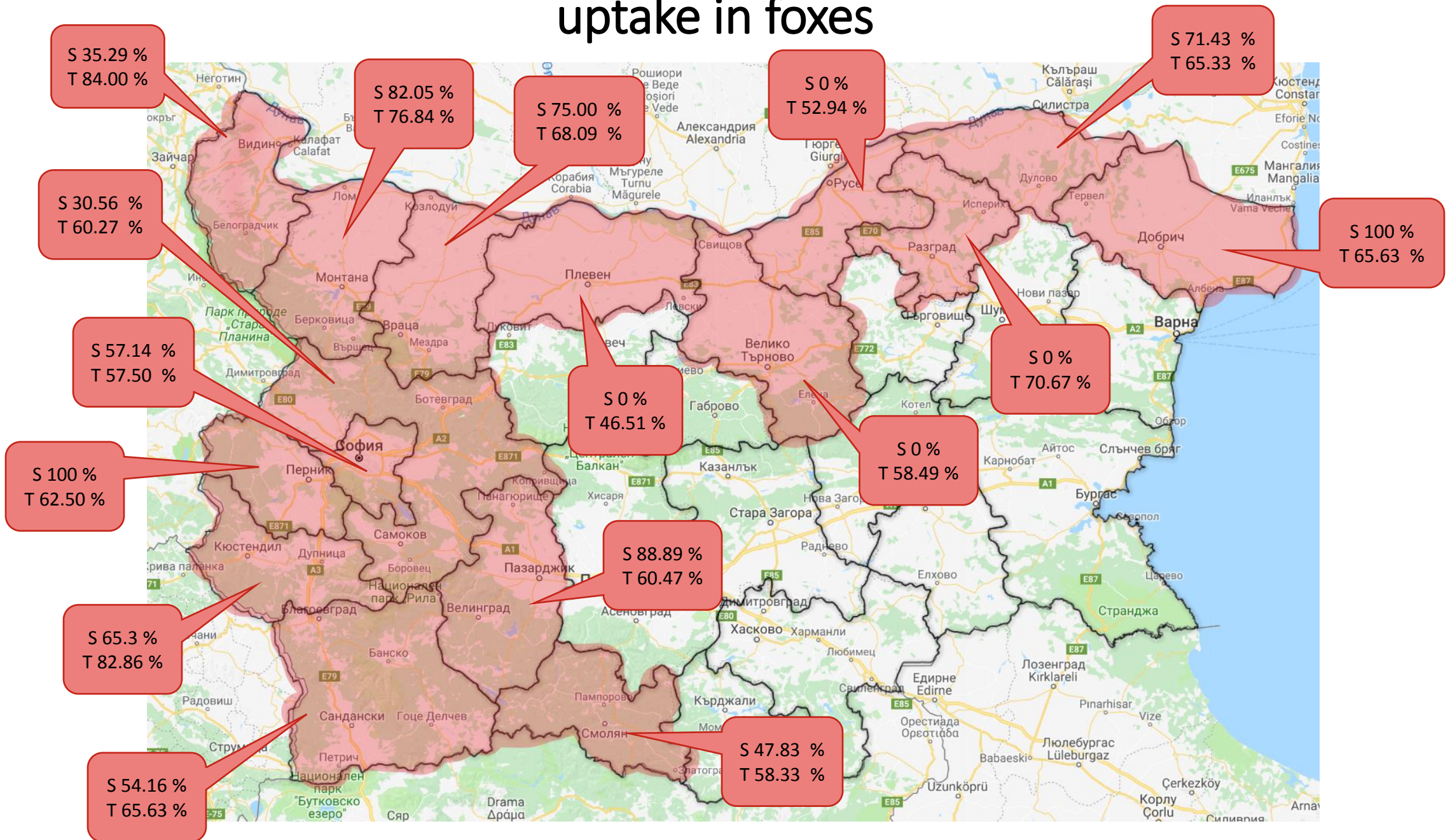


Monitoring of vaccination effectiveness, jackals

Region	Species	Serological tests				Tests for the presence of biomarker –Tetracycline (T)				IFT		
		Type of test	Number of tests	Seropositive	% seropositive	Type of test	Number of tests	Biomarker	% marker	Type of test	Number of tests	Positive
								present	presence			
Total	jackals	ELISA	91	0		T	787	436	55.40	IFT	786	0




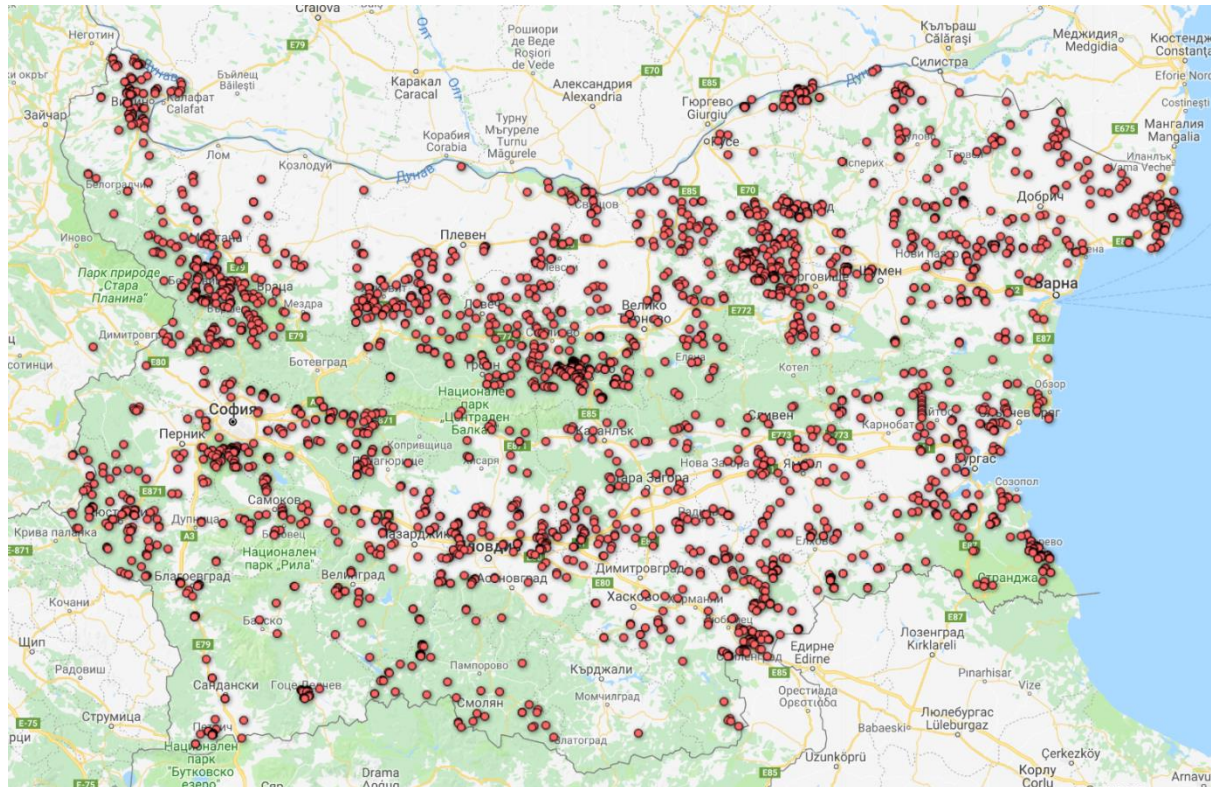
Monitoring of vaccination effectiveness- seroconversion and bait uptake in foxes



Surveillance activities – active surveillance

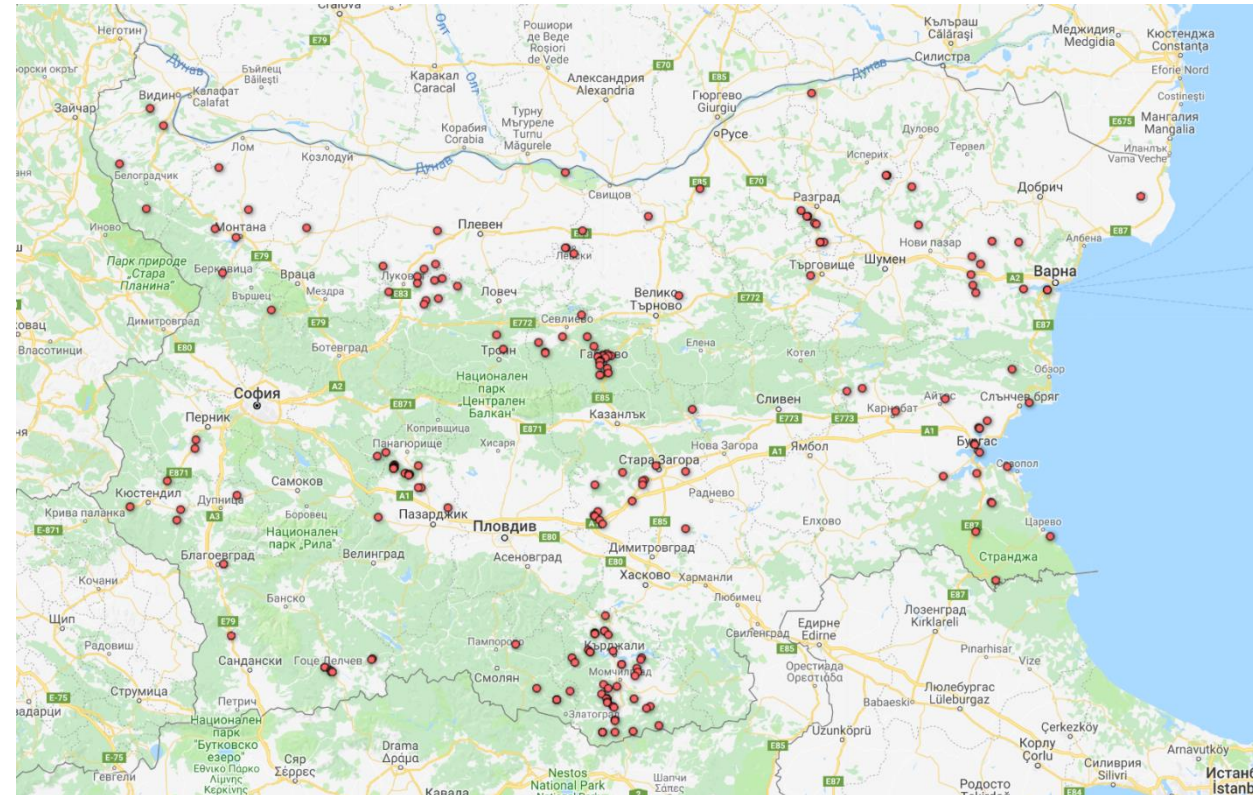
Species	IFT				Species	IFT				Tested and distributed
	Type of test	Number of tests, vacc zones	Number of tests, non - vacc zones	Positive		Type of test	Number of tests, vacc zones	Number of tests, non - vacc zones	Positive	
Foxes	IFT	997	476	0	Jackals	IFT	786	966	0	3225

Distribution of samples collected under active surveillance in 2017



Surveillance activities – passive surveillance

Region	Domestic animals							Wild animals						Tested	Distributed
	dog	cat	cattle	sheep	goat	stray dog	other	fox	wolf	marten	red deer	jackals	bat		
Total	10	7	1	2	2	26	1	3	3	1	1	5	1	63	102



Distribution of samples collected under passive surveillance in 2017

Thank you for your attention!

