



Bovine and swine diseases 2012 Annual report

CONTENTS

Chapter 1	Introduction	3
Chapter 2	Status of EU Member States, Norway and Switzerland and regions thereof in relation to certain animal diseases	4
2.1	Bovine Tuberculosis	4
2.2	Bovine Brucellosis	6
2.3	Enzootic Bovine Leukosis	8
2.4	Infectious Bovine Rhinotracheitis	11
2.5	Aujeszky's Disease	12
Chapter 3	Details of the occurrence of diseases listed in Annex E (I) to Directive 64/432/EEC and of any other diseases covered by the additional guarantees provided for by Union legislation and of monitoring or eradication programme (not covered by Decision 2008/940/EC) in the territory of the EU Member States, Norway and Switzerland	14
3.1	Bovine Tuberculosis	15
3.2	Bovine Brucellosis	17
3.3	Enzootic Bovine Leukosis	19
3.4	Infectious Bovine Rhinotracheitis	21
3.5	Rabies Cases	22
3.6	Cases of foot-and-mouth disease (FMD), contagious bovine pleuropneumonia (CBPP), swine vesicular disease (SVD), classical swine fever (CSF) and African swine fever (ASF)	24
3.7	Cases of anthrax (bovine and porcine animals), brucella suis infection and transmissible gastro-enteritis (porcine animals)	26
3.8	Aujeszky's disease	28
3.8.1	EU Member States, Norway and Switzerland or regions thereof free of Aujeszky's disease and where vaccination is prohibited	28
3.8.2	EU Member States or regions thereof where approved Aujeszky's disease control programmes are in place.	30
3.8.3	Other EU Member States or regions thereof.	31

Introduction

Directive 64/432/EEC of 26 June 1964 on animal health problems affecting intra-Community trade in bovine animals and swine¹ provides that a Member State or part of a Member State may be declared officially tuberculosis-free, officially brucellosis-free and officially enzootic-bovine-leukosis-free as regards bovine herds, subject to compliance with certain conditions set out in that Directive.

The lists of regions of Member States declared officially free of bovine tuberculosis, bovine brucellosis and enzootic-bovine-leukosis are set out in Commission Decision 2003/467/EC of 23 June 2003 establishing the official tuberculosis, brucellosis and enzootic-bovine-leukosis-free status of certain Member States and regions of Member States as regards bovine herds².

Article 9 of Directive 64/432/EEC provides that a Member State, which has a compulsory national control programme for one of the contagious diseases listed in Annex E(II) to that Directive, may submit its programme to the Commission for approval. That Article also provides for the definition of the additional guarantees which may be required for trade within the Union.

In addition, Article 10 of Directive 64/432/EEC provides that where a Member State considers that its territory or part thereof is free from one of the diseases listed in Annex E(II) to that Directive, it is to present appropriate supporting documentation to the Commission. That Article also provides for the definition of the additional guarantees which may be required for trade within the Union.

Commission Decision 2004/558/EC of 15 July 2004 implementing Council Directive 64/432/EEC as regards additional guarantees for intra-Community trade in bovine animals relating to infectious bovine rhinotracheitis and the approval of the eradication programmes presented by certain Member States³ approves the programmes for the control and eradication of the infection with the bovine herpesvirus type 1 ('BHV1') presented by the Member States listed in Annex I to that Decision for the regions listed in that Annex, and for which additional guarantees for BHV1 apply in accordance with Article 9 of Directive 64/432/EEC. In addition, Annex II to Decision 2004/558/EC lists the regions of the Member States that are considered free of BHV1 infection and for which additional guarantees apply in accordance with Article 10 of Directive 64/432/EEC.

Commission Decision 2008/185/EC of 21 February 2008 on additional guarantees in intra-Community trade of pigs relating to Aujeszky's disease and criteria to provide information on this disease⁴ contains a list of Member States or regions thereof free of Aujeszky's disease and where vaccination is prohibited in Annex I thereto. Annex II to Decision 2008/185/EC contains a list of Member States or regions thereof where disease control programme for that disease are in place.

The information in Chapter 2 of this Report provides an overview of the status of EU Member States, Norway and Switzerland and regions thereof recognised as officially free from the abovementioned animal diseases at **31/12/2012**.

In accordance with Article 8 of Directive 64/432/EEC, Member States are requested to forward to the Commission, by 31st May each year, details of the occurrence of diseases listed in Annex E(I) to the Directive and of any other diseases covered by the additional guarantees provided for by Union legislation in its territory referred to the year 2012.

On the basis of this Article, Commission Decision 2003/886/EC of 10 December 2003⁵ laid down the format on which this information must be based. Member States should provide the whole required report. However, those Member States which had an approved co-financed programme for a disease (in the reporting period) or those not free of BHV1 infection or without approved programme for the control and eradication of the infection with BHV1 in place do not have to include information on those diseases and on BHV1 infection.

The information in Chapter 3 of this Report presents a summary of the details of the occurrence of diseases listed in Annex E(II) to Directive 64/432/EEC and of any other diseases covered by the additional guarantees provided for by Union legislation and of monitoring or eradication programme (not covered by Decision 2008/940/EC⁶) provided by the Member States for the year 2012.

In addition, within the framework of the Agreement on the European Economic Area⁷ and the Agreement between the European Community and the Swiss Confederation on trade in Agricultural Products⁸ also Norway and Switzerland provide the abovementioned details which are incorporated in this Report.

1 OJ L 21, 29.7.1964, p. 1977/64.

2 OJ L 156, 25.6.2003, p. 74.

3 OJ L 249, 23.7.2004, p. 20.

4 OJ L 59, 4.3.2008, p. 19.

5 OJ L 332, 19.12.2003, p. 53.

6 OJ L 335, 13.12.2008, p. 61.

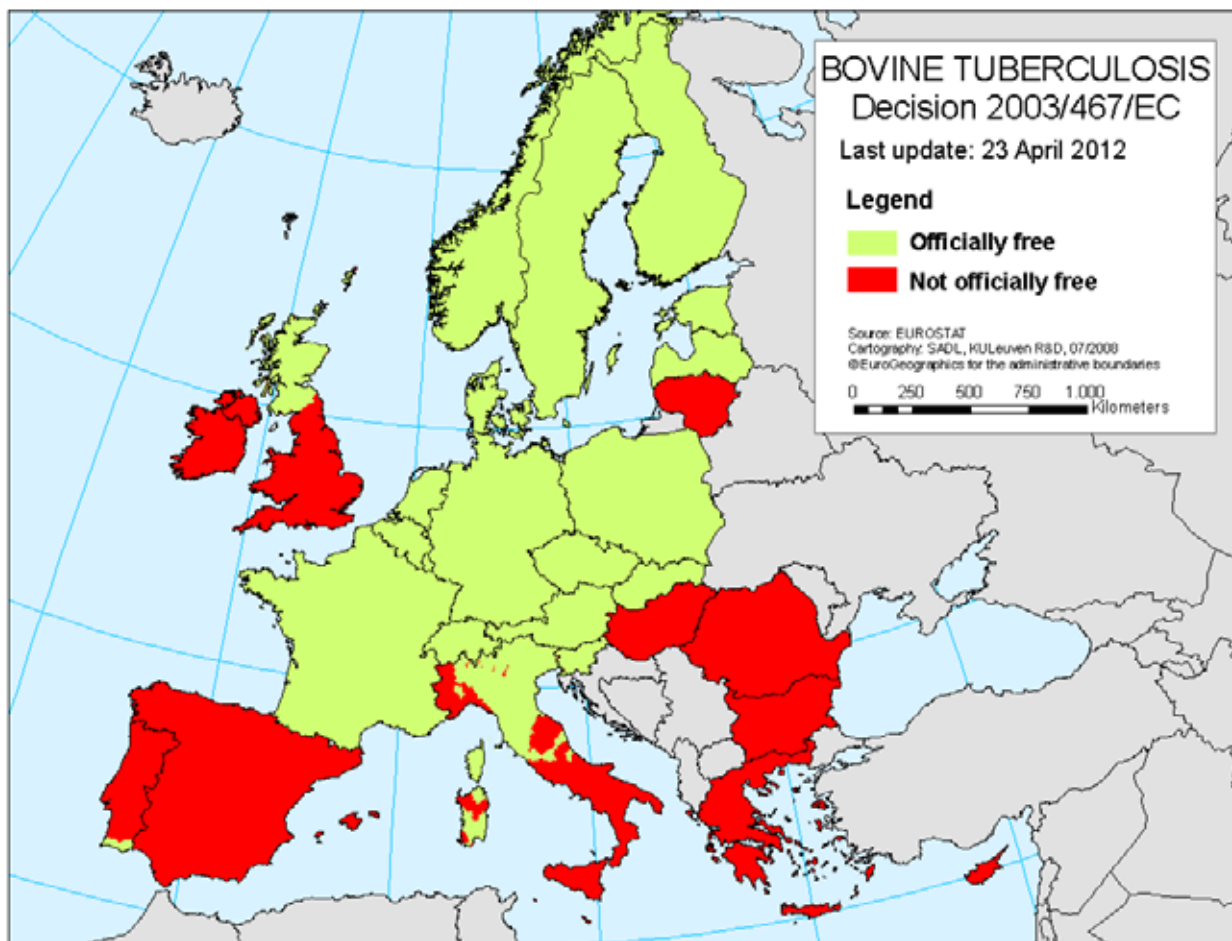
7 OJ L 1, 3.1.1994, p. 3.

8 OJ L 114, 30.4.2002, p. 132.

Chapter 2

Status of EU Member States, Norway and Switzerland and regions thereof in relation to certain animal diseases

2.1 Bovine Tuberculosis



Legal basis

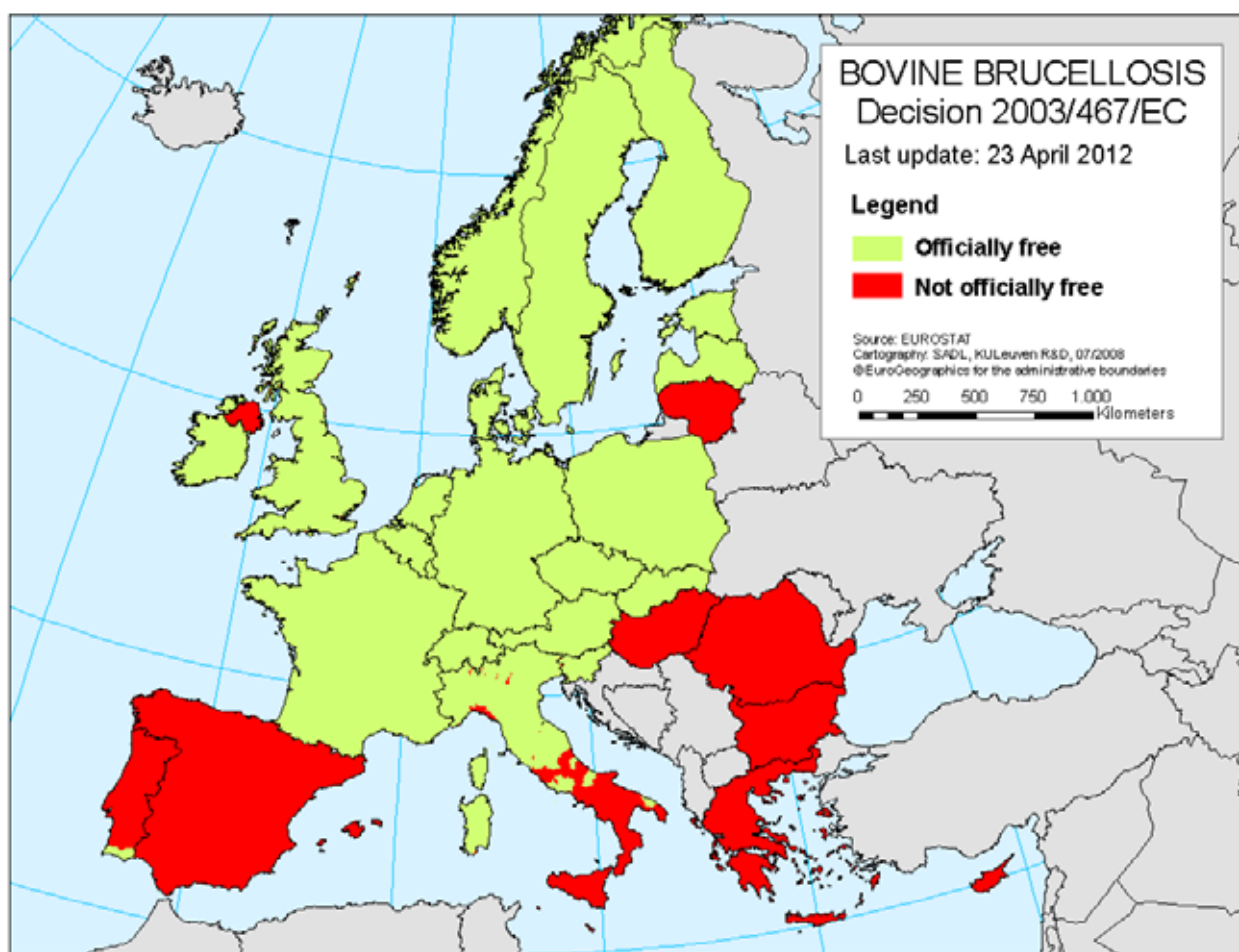
Commission Decision 2003/467/EC as last amended by Commission Implementing Decision 2012/204/EU (**newly officially free countries or regions in 2012 mentioned in bold**).

EFTA Surveillance Authority Decision 67/94/COL replaced by 28/07/COL (Norway) and Appendix 2(I)(B)(4) of Annex 11 to the Agreement between the EU and the Swiss Confederation on trade in Agricultural Products (Switzerland).

Countries officially free	
Austria	Luxembourg
Belgium	Netherlands
Czech Republic	Norway
Denmark	Poland
Estonia	Slovakia
Finland	Slovenia
France	Sweden
Germany	Switzerland
Latvia	

Regions officially free	
Italy	Abruzzo region: province of Pescara
	Province of Bolzano
	Emilia-Romagna region
	Friuli-Venezia Giulia region
	Lazio region: provinces of Rieti, Viterbo
	Lombardia region
	Marche region: provinces of Ascoli Piceno, Fermo
	Piemonte region: provinces of Asti, Biella , Novara, Verbania, Vercelli
	Sardegna region: provinces of Cagliari, Medio-Campidano, Ogliastra, Olbia-Tempio, Oristano
	Toscana region
	Province of Trento
	Veneto region
Portugal	Região Algarve: all distritos
United Kingdom	Scotland

2.2 Bovine Brucellosis



Legal basis

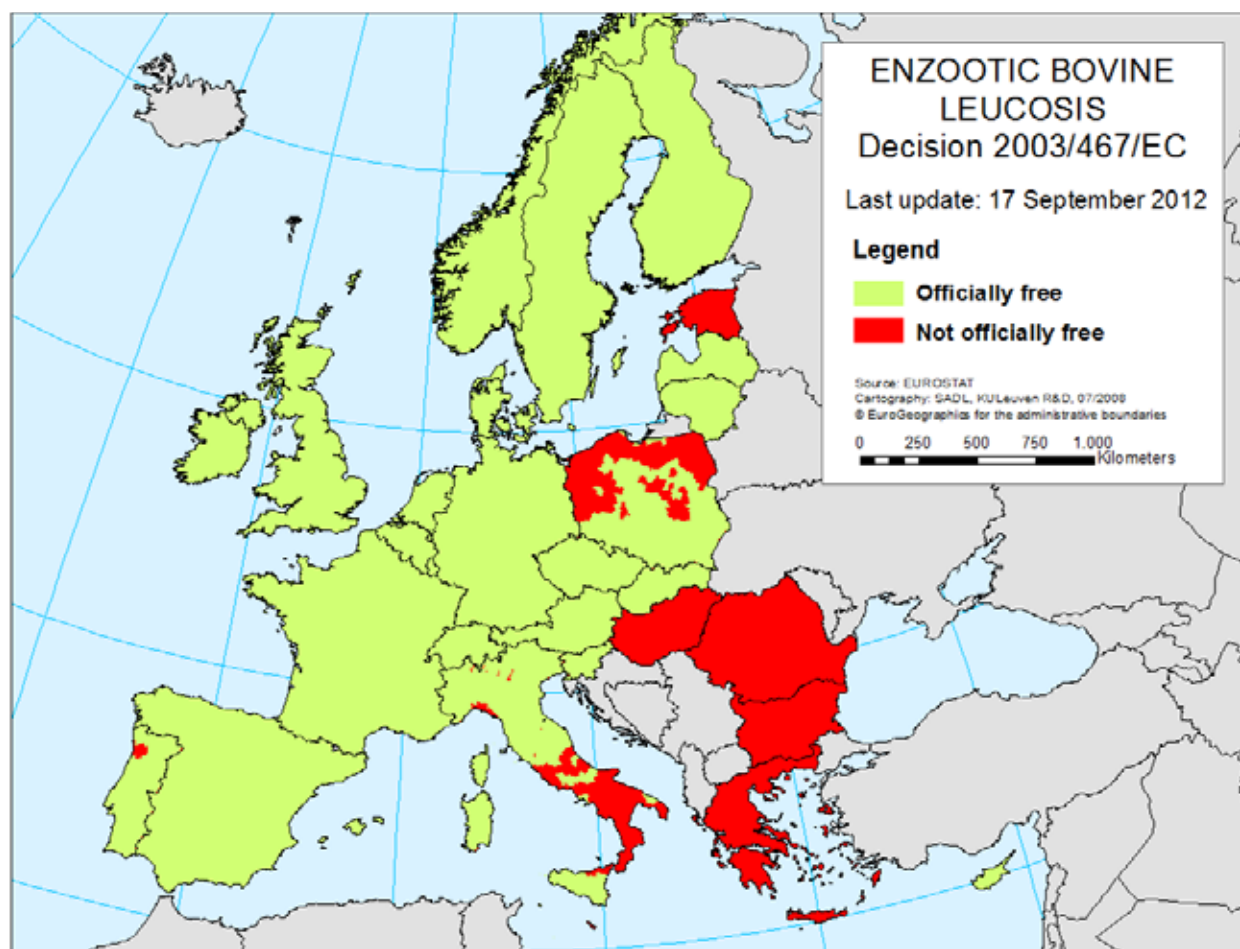
Commission Decision 2003/467/EC as last amended by Commission Implementing Decision 2012/204/EU (**newly officially free countries or regions in 2012 mentioned in bold**).

EFTA Surveillance Authority Decision 66/94/COL replaced by 28/07/COL (Norway) and Appendix 2(I)(B)(3) of Annex 11 to the Agreement between the EU and the Swiss Confederation on trade in Agricultural Products (Switzerland).

Countries officially free	
Austria	Latvia
Belgium	Luxembourg
Czech Republic	Netherlands
Denmark	Norway
Estonia	Poland
Finland	Slovakia
France	Slovenia
Germany	Sweden
Ireland	Switzerland

Regions officially free	
Italy	Abruzzo region: province of Pescara
	Province of Bolzano
	Emilia-Romagna region
	Friuli-Venezia Giulia region
	Lazio region: provinces of Frosinone, Latina, Rieti, Viterbo
	Liguria region: provinces of Imperia, Savona
	Lombardia region
	Marche region
	Molise region: province of Campobasso
	Piemonte region
	Puglia region: province of Brindisi
	Sardegna region
	Toscana region
	Province of Trento
	Umbria region
	Valle d'Aosta region
Veneto region	
Portugal	Região Algarve: all distritos, Região Autónoma dos Açores: Ilhas de Corvo, Faial, Flores, Graciosa, Pico, Santa Maria.
Spain	Autonomous Region of the Canary Islands: provinces: Santa Cruz de Tenerife, Las Palmas
United Kingdom	Great Britain (England, Scotland, Wales); Isle of Man

2.3 Enzootic Bovine Leukosis



Legal basis

Commission Decision 2003/467/EC as last amended by Commission Implementing Decisions 2012/204/EU, 2012/303/EU and 2012/449/EU (**newly officially free countries or regions in 2012 mentioned in bold**).

EFTA Surveillance Authority Decision 28/07/COL (Norway) and Appendix 2(I)(B)(5) of Annex 11 to the Agreement between the EU and the Swiss Confederation on trade in Agricultural Products (Switzerland).

Countries officially free	
Austria	Latvia
Belgium	Lithuania
Cyprus	Luxembourg
Czech Republic	Netherlands
Denmark	Norway
Germany	Slovakia
Spain	Slovenia
Finland	Sweden
France	Switzerland
Ireland	United Kingdom

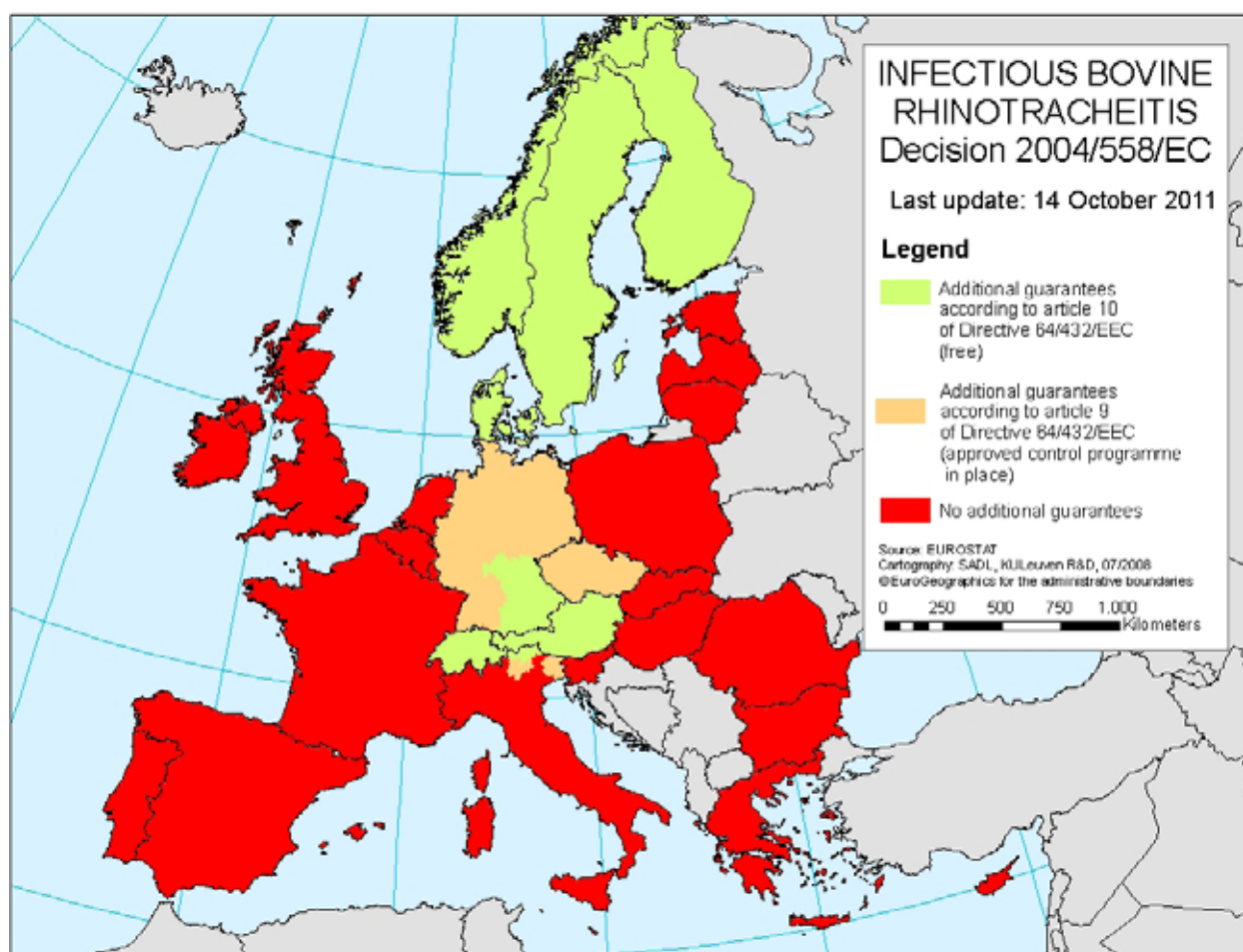
Regions officially free	
Italy	Abruzzo region: province of Pescara
	Province of Bolzano
	Campania region: province of Napoli
	Emilia-Romagna region
	Friuli-Venezia Giulia region
	Lazio region: provinces of Frosinone, Rieti, Viterbo
	Liguria region: province of Imperia, Savona
	Lombardia region
	Marche region
	Molise region
	Piemonte region
	Puglia region: province of Brindisi
	Sardegna region
	Sicilia region: provinces of Agrigento, Caltanissetta, Catania, Enna, Palermo, Ragusa , Siracusa, Trapani
	Toscana region
	Province of Trento
	Umbria region
	Valle d'Aosta region
	Veneto region

Regions officially free	
	<p>Voivodship dolnośląskie</p> <p>Powiaty: bolesławiecki, dzierzoniowski, głogowski, górowski, jaworski, jeleniogórski, Jelenia Góra, kamiennogórski, kłodzki, legnicki, Legnica, lubański, lubiński, lwówecki, milicki, oleśnicki, oławski, polkowicki, strzeliński, średzki, świdnicki, trzebnicki, wałbrzyski, Wałbrzych, wołowski, wrocławski, Wrocław, ząbkowicki, zgorzelecki, złotoryjski</p>
	<p>Voivodship lubelskie</p> <p>Powiaty: biański, Biała Podlaska, biłgorajski, chełmski, Chełm, hrubieszowski, janowski, krasnostawski, kraśnicki, lubartowski, lubelski, Lublin, tęczyński, łukowski, opolski, parczewski, puławski, radzyński, rycki, świdnicki, tomaszowski, włodawski, zamojski, Zamość</p>
	<p>Voivodship lubuskie</p> <p>Powiaty: gorzowski, Gorzów Wielkopolski, krośnieńsko-odrzański, międzyrzecki, nowosolski, słubicki, strzelecko-drezdenecki, sulęciński, świebodziński, Zielona Góra, zielonogórski, żagański, żarski, wschowski.</p>
	<p>Voivodship kujawsko-pomorskie</p> <p>Powiaty: aleksandrowski, brodnicki, bydgoski, Bydgoszcz, chełmiński, golubsko-dobrzyński, grudziądzki, inowrocławski, lipnowski, Grudziądz, mogileński, nakielski, radziejowski, rypiński, sępoleński, świecki, toruński, Toruń, tucholski, wąbrzeski, Włocławek, włocławski, żniński.</p>
	<p>Voivodship łódzkie</p> <p>Powiaty: betchatowski, brzeziński, kutnowski, łaski, tęczycki, łowicki, łódzki, Łódź, opoczyński, pabianicki, pajęczański, piotrkowski, Piotrków Trybunalski, poddębicki, radomszczański, rawski, sieradzki, skierniewicki, Skierniewice, tomaszowski, wieluński, wieruszowski, zduńskowolski, zgierski.</p>
	<p>Voivodship małopolskie</p> <p>Powiaty: brzeski, bocheński, chrzanowski, dąbrowski, gorlicki, krakowski, Kraków, limanowski, miechowski, myślenicki, nowosądecki, nowotarski, Nowy Sącz, oświęcimski, olkuski, proszowicki, suski, tarnowski, Tarnów, tatrzański, wadowicki, wielicki.</p>
	<p>Voivodship mazowieckie</p> <p>Powiaty: białobrzegi, ciechanowski, garwoliński, grójecki, gostyniński, grodzki, kozienicki, legionowski, lipski, łosicki, makowski, miński, mławski, nowodworski, ostrołęcki, Ostrołęka, ostrowski, otwocki, piaseczyński, Płock, płocki, płoński, pruszkowski, przasnyski, przysuski, pułtuski, Radom, radomski, Siedlce, siedlecki, sierpecki, sochaczewski, sokołowski, szydłowiecki, Warszawa, warszawski zachodni, węgrowski, wołomiński, wyszkowski, zwoleniński, żuromiński, żyrardowski.</p>

Poland	–Voivodship opolskie Powiaty: brzeski, głubczycki, kędzierzyńsko-kozielski, kluczborski, krapkowicki, namysłowski, nyski, oleski, opolski, Opole, prudnicki, strzelecki.
	Voivodship podkarpackie Powiaty: bieszczadzki, brzozowski, dębicki, jarosławski, jasielski, kolbuszowski, krośnieński, Krosno, leski, leżajski, lubaczowski, łańcucki, mielecki, niżański, przemyski, Przemyśl, przeworski, ropczycko-sędziszowski, rzeszowski, Rzeszów, sanocki, stalowowolski, strzyżowski, Tarnobrzeg, tarnobrzeski.
	Voivodship podlaskie Powiaty: augustowski, białostocki, Białystok, bielski, grajewski, hajnowski, kolneński, łomżyński, Łomża, moniecki, sejneński, siemiatycki, sokólski, suwalski, Suwałki, wysokomazowiecki, zambrowski.
	Voivodship pomorskie Powiaty: gdański, Gdańsk, Gdynia, lęborski, nowodworski , pucki , Sopot, wejherowski.
	Voivodship śląskie Powiaty: będziński, bielski, Bielsko-Biała, bieruńsko-lędziński, Bytom, Chorzów, cieszyński, częstochowski, Częstochowa, Dąbrowa Górnicza, gliwicki, Gliwice, Jastrzębie Zdrój, Jaworzno, Katowice, kłobucki, lubliniecki, mikołowski, Mysłowice, myszkowski, Piekary Śląskie, pszczyński, raciborski, Ruda Śląska, rybnicki, Rybnik, Siemianowice Śląskie, Sosnowiec, Świętochłowice, tarnogórski, Tychy, wodzisławski, Zabrze, zawierciański, Żory, żywiecki.
	Voivodship świętokrzyskie Powiaty: buski, jędrzejowski, kazimierski, kielecki, Kielce, konecki, opatowski, ostrowiecki, pińczowski, sandomierski, skarżyski, starachowicki, staszowski, włoszczowski.
	Voivodship warmińsko-mazurskie Powiaty: bartoszycki , braniewski , działdowski , Elbląg, elbląski, etcki, giżycki, gołdapski, iławski , kętrzyński, lidzbarski, mragowski , niedzicki , nowomiejski , olecki, olsztyński , ostródzki , Olsztyn , piski, szczycieński, węgorzewski.
	Voivodship wielkopolskie Powiaty: gostyński , jarociński, kaliski, Kalisz, kępiński, kolski, koniński, Konin, krotoszyński, międzychodzki, nowotomyski, ostrowski, ostrzeszowski, pleszewski, rawicki , słupecki, szamotulski , średzki, śremski, turecki, wolsztyński, wrzesiński, złotowski .

Regions officially free	
Portugal	Região Algarve: all distritos; Região Alentejo: all distritos; Região Centro: all distritos; Região Lisboa e Vale do Tejo: all distritos; Região Norte: distritos: Braga, Bragança, Viana do Castelo, Vila Real; Região Autónoma dos Açores.
United Kingdom	Isle of Man

2.4 Infectious Bovine Rhinotracheitis



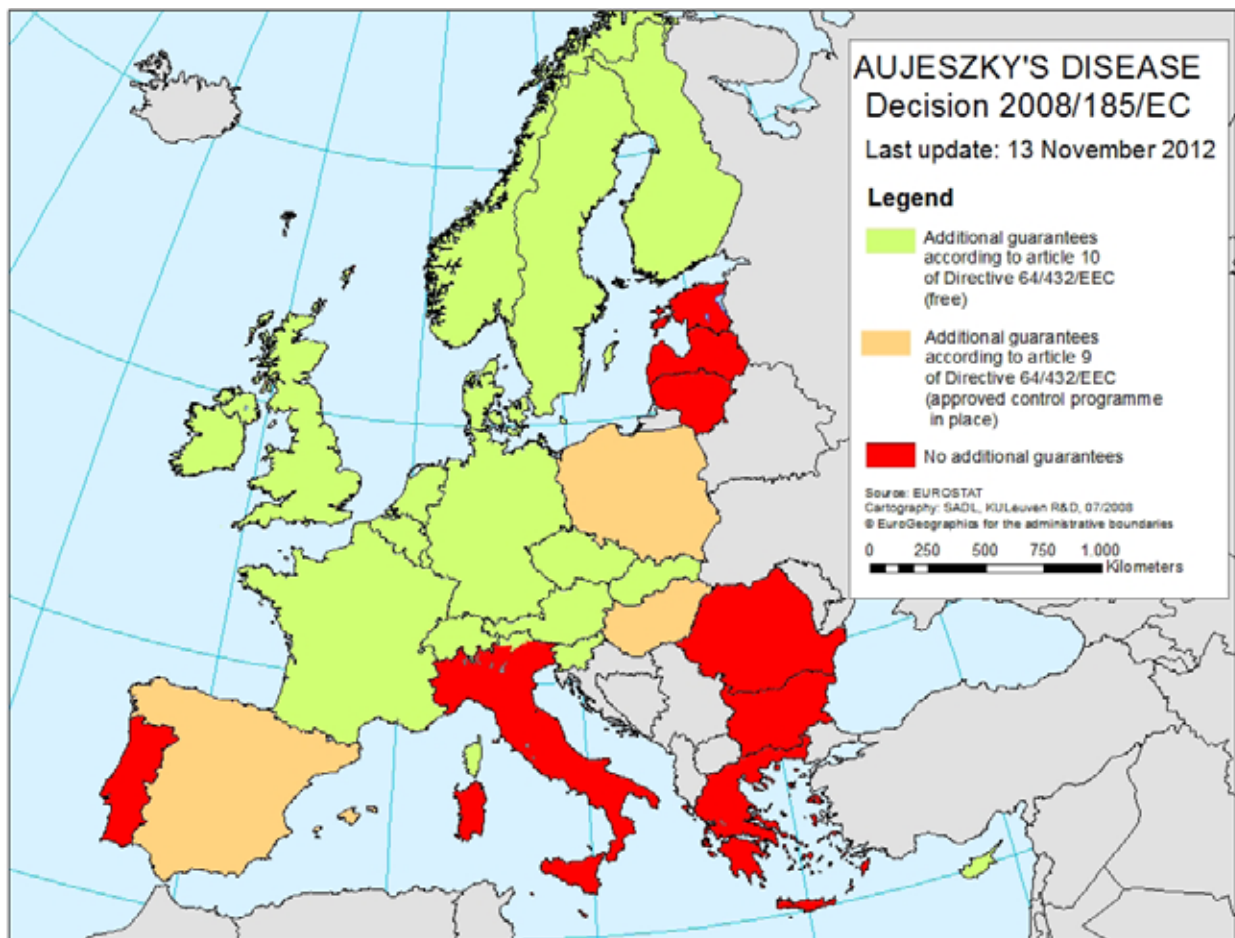
Legal basis

Commission Decision 2004/558/EC as last amended by Commission Decisions 2011/674/EU.

EFTA Surveillance Authority Decision 74/94/COL replaced by 159/10/COL (Norway) and Appendix 2(I)(B)(6) of Annex 11 to the Agreement between the EU and the Swiss Confederation on trade in Agricultural Products (Switzerland).

Countries free (additional guarantees according to Article 10 of Directive 64/432/EEC)	
Austria	Norway
Denmark	Sweden
Finland	Switzerland
Regions free (additional guarantees according to Article 10 of Directive 64/432/EEC)	
Germany	The Federal State of Bavaria
Italy	Province of Bolzano
Countries with approved eradication programme (additional guarantees according to Article 9 of Directive 64/432/EEC)	
Czech Republic	
Regions with approved eradication programme (additional guarantees according to Article 9 of Directive 64/432/EEC)	
Germany	All regions, except the Federal State of Bavaria
Italy	The Autonomous Region of Friuli-Venezia Giulia; The Autonomous Province of Trento

2.5 Aujeszky's Disease



Legal basis

Commission Decision 2008/185/EC as last amended by Commission Decisions 2012/701/EU of 13 November 2012 as regards the inclusion of Ireland, Northern Ireland and the province of Bolzano in Italy in the list of Member States or regions thereof free of Aujeszky's disease (**newly free countries or regions in 2012 mentioned in bold**) .

EFTA Surveillance Authority Decision 226/96/COL replaced by 160/10/COL (Norway) and Appendix 2(I)(B)(7) of Annex 11 to the Agreement between the EU and the Swiss Confederation on trade in Agricultural Products (Switzerland).

Countries free (additional guarantees according to Article 10 of Directive 64/432/EEC)	
Austria	Luxembourg
Belgium	Netherlands
Cyprus	Norway
Czech Republic	Slovenia
Denmark	Slovakia
Finland	Sweden
Germany	Switzerland
Ireland	United Kingdom

Regions free (additional guarantees according to Article 10 of Directive 64/432/EEC)	
France	The departments of Ain, Aisne, Allier, Alpes-de-Haute-Provence, Alpes-Maritimes, Ardèche, Ardennes, Ariège, Aube, Aude, Aveyron, Bas-Rhin, Bouches-du-Rhône, Calvados, Cantal, Charente, Charente-Maritime, Cher, Corrèze, Côte-d'Or, Côtes-d'Armor, Creuse, Deux-Sèvres, Dordogne, Doubs, Drôme, Essonne, Eure, Eure-et-Loir, Finistère, Gard, Gers, Gironde, Hautes-Alpes, Hauts-de-Seine, Haute Garonne, Haute-Loire, Haute-Marne, Hautes-Pyrénées, Haut-Rhin, Haute-Saône, Haute-Savoie, Haute-Vienne, Hérault, Indre, Ille-et-Vilaine, Indre-et-Loire, Isère, Jura, Landes, Loire, Loire-Atlantique, Loir-et-Cher, Loiret, Lot, Lot-et-Garonne, Lozère, Maine-et-Loire, Manche, Marne, Mayenne, Meurthe-et-Moselle, Meuse, Morbihan, Moselle, Nièvre, Nord, Oise, Orne, Paris, Pas-de-Calais, Pyrénées-Atlantiques, Pyrénées-Orientales, Puy-de-Dôme, Réunion, Rhône, Sarthe, Saône-et-Loire, Savoie, Seine-et-Marne, Seine-Maritime, Seine-Saint-Denis, Somme, Tarn, Tarn-et-Garonne, Territoire de Belfort, Val-de-Marne, Val-d'Oise, Var, Vaucluse, Vendée, Vienne, Vosges, Yonne, Yvelines
Italy	Province of Bolzano
Countries with approved eradication programme (additional guarantees according to Article 9 of Directive 64/432/EEC)	
Spain	
Hungary	
Poland	
Regions with approved eradication programme (additional guarantees according to Article 9 of Directive 64/432/EEC)	
/	

Chapter 3

Details of the occurrence of diseases listed in Annex E (I) to Directive 64/432/EEC and of any other diseases covered by the additional guarantees provided for by Union legislation and of monitoring or eradication programme (not covered by Decision 2008/940/EC) in the territory of the EU Member States, Norway and Switzerland

3.1 Bovine Tuberculosis

MS or region (1)	Total number of existing bovine		Officially free herds		Infected herds		Routine tuberculin testing		Number of animals with suspicious lesions of tuberculosis examined and submitted to histopathological and bacteriological examinations	Number of animals detected positive in bacteriological examination	
	Herds	Animals	Number of herds	%	Number of herds	%	Interval between routine tuberculin tests (2)	Number of animals tested			
AT*	69,430	1,976,698	69,427	99,996	3*	0,004	(a) and (g)	6,501	123	77	25*
BE	32,475	2,603,148	32,474	99,997	1	0,003	(a)*	272,160	302,630	71	9
BG	98,177	593,131	98,177	100	0	0	(b)	556,677	2,195	60	0
CH	41,309	1,577,407	40,309	100	0	0	(a)	0	0	1	0
CY*	356	57,438	277	89,65	0	0	(b) & (c)	47,380	0	0	0
CZ	19,439	1,390,111	19,439	100	0	0	(g)*	6,788	6,788	3	0
DE	170,000	12,703,512	169,893	99,937	23	0,014	(a) and/or (b)	1,708	65	74	13
DK*	20,368	1,607,138	20,368	100	0	0	(g)	1,428	0	1	0
EE	4,496	248,124	4,496	100	0	0	(d)	47,020	358	0	0
ES*											
FI*	14,166	912,768	14,166	100	0	0	(a)	869*	0	1	0
FR	224,514	19,051,709	224,055	99,87*	169	0,08	(a),(b),(c),(d),(f),(g)**	678,095	107,435	166	18***
UK(E,W,NI)											
UK(SC)*	12,982 (a)	1,731,070 (b)	12,981 (a)	99,99 (a)	5 (c)	0,04 (c)	(f) and/or (g)	221,765 (d)	3,967 (e)	34 (f)	6 (g)
UK(IoM)*	269	31,780	269	100	0	0	(c)	6,378	0	1	0
GR*	31,858	704,110	11,656	36,59	166	0,25	(b)	191,893	na	na	na
HU*	16,645	818,141	16,632	99,92	1	0,006	(b)	697,535	86,001	315	6
IE*											
IT*	46,925	2,560,014	46,923	100	1	0	(a), (b), (c), (d), (f)*	990,096	19,459	29	11
LT*	79,242	683,972	79,242	100	0	0	(b)	635,344	31,761	81,213*	2
LU	1,512	195,432	1,512	100	0	0	(a)	0	0	0	0
LV	31,765	393,097	31,765	100	0	0	(a)	0	398	0	0
MT*	125	14,005	121	100	0	0	(b)	13,678	0	0	0
NL	51,119	3,912,112	51,117	99,99	2	0,004	(a)	0	0	17	2
NO	15,264	850,257	15,264	100	0	0	(a)	0	0	0	0
PL	610,078	6,057,153	610,071	99,99	7	0,001	(g)	1,192,233	96	75	28
PT*	311	8,201	311	100	0	0		2,445	117	0	0
RO*	682,802	2,206,005	682,728	99,99	75	0,01	(b)	1,979,063	0	331	96
SE*	19,561	1,500,293	19,561	100	0	0	(g)	524*	0	41**	0
SI*	34,339	456,742	34,339	100	1	0	(d)	140,507	0	12	1
SK	8,407	492,209	8,407	100	0	0	(f)	61,044	0	0	0

(1) Detailed regional information is required, unless the officially free status has been granted to the whole territory of the Member State.

(2) a) No routine tests, b) Tests once a year, c) Tests each 2 years, d) Tests each 3 years, e) Tests each 3 years concerning 24 months aged animals, f) Tests each 4 years, g) Tests each 5 years (or give details if other)

MS or region (1)	Total number of existing bovine		Officially free herds		Infected herds		Routine tuberculin testing		Number of tuberculin tests carried out before the introduction into the herds [Annex A(1)(2)(c) 3°indent(1) of Directive 64/432/EEC]	Number of animals with suspicious lesions of tuberculosis examined and submitted to histopathological and bacteriological examinations	Number of animals detected positive in bacteriological examination
	Herds	Animals	Number of herds	%	Number of herds	%	Interval between routine tuberculin tests (2)	Number of animals tested			
<p>Additional information:</p> <p>AT: *3 herds positive for <i>M. caprae</i>: Measures applied like in case <i>M. bovis</i>.</p> <p>BE: * intensive testing by tracing-back and tracing-on in case of an infected herd or follow up testing of infected herd .</p> <p>CY : *Total number of existing bovine herds and animals under the programme are 309 and 53686 respectively.</p> <p>CZ: * Single tuberculin test on: all imported females (except animals for slaughter) and breeding bulls older than 6 weeks of age from third countries. all removed females (except animals for slaughter) older than 6 weeks of age and breeding bulls older than 6 weeks of age from Member States which have not the officially TB free status. all breeding bulls</p> <p>DK: * Bulls at semen collection centres are subjects to serological test for bovine brucellosis before entry to the centres and once a year. Furthermore, some bovine animals are tested before export.</p> <p>ES: *2008/940/EC</p> <p>FI: * 869 intradermal tuberculin tests were done on bulls standing at the semen collection centres or new bulls introduced to the centres.</p> <p>FR: *officially free herds at the 31/12/2012 including 176 herds suspended on 31/12/2012 and whose suspension was removed between 1/1/2013 and 1/2/2013 because not infected; ** (a) 60 départements, (b) 10 départements, (c) 7 départements, (d) 8 départements, (e) 2 départements, (f) no tests except in some areas with annual testing. *** in slaughterhouse on animals coming from officially free herds</p> <p>LT : *tested after slaughter</p> <p>MT : * The bovine population present in the Maltese islands is composed by 15,628 animals in 324 farms divided as indicated hereunder: -121 dairy farms with 14,004 animals -203 farms of fattening animals with 1,624 animals. Within this category there are 70 farms which hold few females animals (n. 269 females). No movements are allowed from farms for fattening to dairy farms. 4, 202 animals were slaughtered during 2012. The target population for the national tuberculosis control programme is composed by bovine animals reared for breeding over 42 days months old present in dairy farms and animals slaughtered.</p> <p>UK (England, Wales & Northern Ireland): 2008/940/EC UK (Scotland): *</p> <p>(Number of herds as at 31. December 2010 Bovine animal number sourced from Cattle Tracing System Number of infected herds (OTF status withdrawn) of indigenous origin. All tuberculin skin tests and interferon-gamma blood tests done on individual animals. Number of cattle required to receive a negative pre-movement test before leaving England / Wales and arrival in Scotland (does not include imported cattle) Carcasses investigated after disclosure of suspect TB lesions at routine slaughter of cattle from OTF herds (ie test reactors excluded) Cattle carcasses with suspect TB lesions at routine slaughter from which <i>Mycobacterium.bovis</i> was isolated. Excludes tuberculin and gamma-interferon test reactors</p> <p>UK(IoM): Isle of Man</p> <p>GR: *data not complete for several regions ; na = not available</p> <p>HU: * The infected herd in Baranya county was eradicated in 2012. Beside the officially free herds and the infected herd there were 12 herds where the officially free status was suspended (in Borsod-Abaúj-Zemplén, Csongrád, Nógrád, Pest, Somogy, Szabolcs-Szatmár-Bereg and Tolna counties)</p> <p>IE: *2008/940/EC</p> <p>IT: * (Abruzzo (Pescara) - (c), Emilia Romagna - (c), Friuli Venezia Giulia - (a), Lazio - (c), Lombardia - (c), Marche (Ascoli Piceno, Fermo) - (c), Piemonte (Asti, Biella, Novara, Verbano-Cusio-Ossola, Vercelli) - (c), Sardegna (Cagliari, Medio-Campidano, Ogliastra, Olbia-Tempio, Oristano) - (c), Toscana - (f); Trento (b), Veneto (d)); other regions: 2008/940/EC</p> <p>PT: *Only for Algarve region (other regions : 2008/940/EC)</p> <p>SE: *372 tests at semen collection centres have been performed in accordance with Council Directive 88/407/EEC. 61 animals of different species were tested in connection with import and exports. 74 bovine animals were tested to co-grazing with deer in captivity. 6 camelids, 10 goats and one elk were tested in connection with circus or zoo activity. ** samples submitted for histological and bacteriological examinations were from 5 bovine animals, 31 swine, 3 sheep, 1 deer, and 1 elk.</p> <p>SI : * in 2012 one tuberculosis case was confirmed on a bovine animal originating from Romania.</p>											

3.2 Bovine Brucellosis

MS or region ⁽¹⁾	Total number of existing bovine		Officially free herds		Infected herds		Surveillance ⁽²⁾			Examination of bulk milk samples				Investigations of suspect cases							
			Number of herds	%	Number of herds	%	Serological tests			Number of bovine herds tested	Number of animals or pools tested	Number of infected herds	Information on abortions		Epidemiological investigation		Number of animals examined microbiologically	Number of animals positive microbially			
							Number of bovine herds tested	Number of animals tested	Number of infected herds				Number of notified abortions due to brucella infection	Number of isolations of Brucella abortus	Number of animals tested with serological blood tests	Number of suspected herds			Number of positive animals	Serologically	B.S.T
AT	69,430	1,976,698	69,430	100	0	0	3,492	29,092	0	31,241	31,244	0	1,118	0	0	1,775	139	0	0	0	0
BE*	32,475	2,603,148	32,469	99,98	6	0,02	14,513	270,627	5	25,787	27,603	1	11,324	1	1	71,625	6	44	0	1475	30
BG	98,177	593,131	98,177	100	0	0	98,177	386,136	0	0	0	0	73	0	0	57	0	0	0	6	0
CH	40,309	1,577,407	40,309	100	0	0	0	0	0	0	0	0	1,792	0	0	3,047	0	33	0	6	0
CY*	356	57,438	306	99,03	0	0	90	2248	0	216	37,196	0	42	0	0	37	0	0	15	0	0
CZ	19,439	1,390,111	19,439	100	0	0	14,053	560,171	0	1,166	120,448	0	4,480	0	0	391	0	0	2	0	0
DE	170,000	12,703,512	169,803	99,88	0	0	23,602	807,941	0	41,086	103,694	0	3,001	0	0	1,602	0	0	0	365	0
DK*	20,368	1,607,138	20,368	100	0	0	na	1,664	0	0	0	0	0	0	0	1	0	0	0	0	0
EE*	4,496	248,124	4,496	100	0	0	800	5,116	0	800	25,055	0	1,209	0	0	0	0	0	17	0	0
ES*	1,130	18,175	1,130	100	0	0	223	3,523	0	0	0	0	0	0	0	0	0	0	0	0	0
FI*	14,166	912,768	14,166	100	0	0	88	832	0	88	88	0	326	0	0	344	0	0	251	0	0
FR*	224,514	24,095,402	224,432	99,96	2	0,001	127,343	1,414,431	0	66,829	61,764	0	70,853	0	0	3,838	233	26	0	55	2
UK(GB)	79,174	8,129,760	79,174	100	0	0	865	13,069	0	10,356	42,124	0	6,449	0	0	50	0	2	0	0	0
UK(IoM)	269	31,780	269	100	0	0	34	730	0	38	4,000	0	7	0	0	7	0	0	0	0	0
UK(NI)*																					
GR*	31,858	704,110	9,522	29,89	178	0,56	3,392	59,576	391	127,410	na										
HU*	16,645	815,141	16,645	100	0	0	14,176	385,273	0	62	10,851	0	1,048	0	0	0	0	0	0	0	0
IE*	115,787	6,145,469	115,787	100	0	0	40,560	1,440,647	0	17,492	1,714,907	0	3,803	0	0	170	23	0	14	0	0
IT*	68,594	2,739,362	68,610	100	0	0	25,322	686,314	2	12,720	323,005	0	1,262	0	0	16,211	66	27	0	34	0
LT	79,242	683,972	79,242	100	0	0	73,935	373,639	0	30,980	417,566	0	74	0	0	100	0	0	0	0	0
LU	1,512	195,432	1,512	100	0	0	0	557	0	752	752	0	0	0	0	0	0	0	0	0	0
LV	31,765	393,097	31,765	100	0	0	6,162	29,897	0	725	25,970	0	95	87	0	73	2	1	0	1	0
MT*	191	15,400	191	100	0	0	191	15,429	0	121	358 pools	0	0	0	0	0	0	0	0	0	0
NL	51,119	3,912,112	51,119	100	0	0	0	0	0	0	0	0	11,400	0	0	11,400	29	12	0	12	0
NO	15,264	850,257	15,264	100	0	0	21	48	0	0	0	0	12	0	0	0	0	0	0	0	0
PL	610,078	6,057,153	610,048	99,99	0	0	122,016*	586,456	30	0	0	0	314	0	0	430	0	30	0	30	0
PT*	2,775	66,558	2,775	100	0	0	1,525	20,465	0	288	480	0	2	0	0	0	0	0	0	0	0
RO	682,802	2,206,005	682,802	100	0	0	676,828	1,504,739	0	424	40,203	0	30	0	0	1	1	1	0	1	0
SE*	19,561	1,500,293	19,561	100	0	0	0	0	0	0	0	0	11	0	0	28	0	0	0	63	0
SI	34,339	456,742	34,339	100	0	0	6,591	45,952	0	0	1	0	0	0	0	0	0	0	0	0	0
SK	8,407	492,209	8,407	0	0	0	1,947	58,846	0	0	0	0	1,971	0	0	1,971	0	0	0	218	0

(1) Detailed regional information is required, unless the officially free status has been granted to the whole territory of the Member State.

(2) Please give details

BE: *One breakdown herd was detected by analysis of an abortion. Another 4 breakdowns were detected by serological follow-up of all contact herds. These 5 herds were infected with *Brucella abortus* biovar 3. Another breakdown was detected by a surveillance

of all dairy herds by an ELISA of tank milk. This herd was infected with *Brucella suis* biovar 2. Due to this brucellosis incident, a lot of microbiological testing by culture was realised on slaughtered animals. Of a total of 1475 cultures, 29 isolates were identified as *Brucella abortus* biovar 3 and 1 isolate was identified as *Brucella suis* biovar 2. The rest of the cultures were negative for isolation of *Brucella* spp.

CY: *Total number of existing bovine herds and animals under the programme are 309 and 39,462 respectively.

DK: *Bulls at semen collection centres are subjects to serological test for bovine brucellosis before entry to the centres and once a year. Furthermore, some bovine animals are tested before export.

EE: *total number of herds (as in many cases from the same herd both serological and bulk milk samples are taken).

ES: *only Canary Islands; other regions: 2008/940/EC

FI: *Abortions in cattle are as such not notifiable in Finland, if there is no reason to suspect a notifiable disease. The number indicates the number of abortions, from which samples were submitted to the laboratory on a voluntary basis to clarify the reason for the abortion, and where a *Brucella*-examination was carried out among other examinations.

FR: * Following the outbreak in cattle in the department of Haute-Savoie, an enhanced screening was conducted in the considered area in autumn 2012: 8,522 cattle herds from 175 herds were tested. All results were negative (figures not included in the table).

UK(IoM): Isle of Man

UK(NI): 2008/940/EC

GR: *data not complete for several regions; na = not available

HU: * Investigation of the reported abortion + serological investigation of all cattle over 24 months of age in every year.

IE: *pooled bulk milk samples tested.

IT: *(Abruzzo (Pescara), Bolzano, Emilia-Romagna, Friuli Venezia Giulia, Lazio (Frosinone, Latina, Rieti, Viterbo), Liguria (Imperia, Savona), Lombardia, Marche, Molise (Campobasso), Piemonte, Puglia (Brindisi), Sardegna, Toscana, Trento, Umbria, Valle d'Aosta, Veneto); other regions: 2008/940/EC.

MT: * The animal population present in the Maltese islands susceptible to *Brucella abortus* infection is composed by 15,628 bovine animals in 324 farms divided as indicated hereunder:

-121 dairy farms with 14,004 animals

-203 farms of fattening animals with 1,624 animals. Within this category there are 70 farms which hold few female animals (n. 269 females).

No movements are allowed from farms for fattening to dairy farms. 3,750 animals >12 months were slaughtered during 2012. The target population for the national brucellosis control programme is composed by bovine animals reared for breeding over 6 months old present in dairy and non dairy farms and animals slaughtered. According to the BR control programme the herds are controlled every 6 months.

PL: empty herds and herds with animals under 24 months of age – 36,977

PT: * only for Algarve region, and for Azores islands of Corvo, Faial, Flores, Graciosa, Pico and St. Maria; other regions 2008/940/EC.

SE: *the surveillance is based on aborted foetus.

3.3 Enzootic Bovine Leukosis

MS or region (1)	Total number of existing bovine		Surveillance (2)					Examination by bulk milk samples					Cases (1)				Percentage of officially free herds
	Herds	Animals	Serological tests		Number of infected herds	Number of animals or pools tested	Number of bovine herds tested	Number of animals or pools tested	Number of infected herds	Suspect		Confirmed					
			Number of bovine herds tested	Number of animals tested						Tumours	Other causes	Tumours	Other causes				
AT	69,430	1,976,698	3,480	28,101	0	31,241	31,244	0	5	33	0	0	0	100			
BE*	32,475	2,603,148	2,312	29,524	0	0	0	0	0	0	0	0	0	100			
BG	98,177	593,131	98,177	111,192	9,545	0	0	0	0	0	0	0	0	90,28			
CH	40,309	1,577,407	1,040	18,436	0	1,799	3,590	0	0	0	0	0	0	100			
CY*	356	57,438	25	84	0	210	210 pools	0	0	0	0	0	0	100			
CZ	19,439	1,390,111	4,027	74,418	0	0	0	0	0	0	0	0	0	100			
DE	170,000	12,703,512	31,127	824,813	2	41,366	90,766	1	36	645	0	0	0	100			
DK	20,368	1,607,138	na	1,601	0	45	na	0	4	6	0	0	0	100			
EE*	4,496	248,124	2,827	22,041	5	2,827	99,376	0	0	0	0	0	0	99,89			
ES	123,448	5,537,550	7,148	209,240	0	227	9,849	0	0	0	0	0	0	100			
FI*	14,166	912,768	0	0	0	1,312	1,312 pools	0	17	114	0	0	0	100			
FR	224,514	24,095,402	32,703	290,925	0	13,935	11,626	0	3	155	2	0	0	99,99			
UK(GB)	79,174	8,129,760	633	3,223	0	3,704	4,216	0	60	0	0	0	0	100			
UK(NI)	25,776	1,625,446	258	6,774	0	0	0	0	0	0	0	0	0	100			
UK(IoM)	269	31,780	31	720	0	38	4,000	0	0	0	0	0	0	100			
GR*	31,858	704,110	1,978	48,416	25	923	1,077	1	0	0	0	0	0	98,74			
HU*	16,645	815,141	9,529	247,916	104	103	4,401	0	1	0	1	1	0	99,44			
IE	115,787	6,145,469	2,217	43,704	0	0	0	0	3	0	0	0	0	100			
IT*	76,293	2,886,861	30,205	715,582	7	9,861	57,173	0	2	0	0	0	0	100			
LT	79,242	683,972	45,062	122,897	43	24,718	302,420	6	0	0	0	0	0	99,9			
LU	1,512	195,432	1,512	383	0	752	752	0	0	0	0	0	0	100			
LV	31,765	393,097	6,434	36,111	3	810	32,503	0	0	0	0	0	0	99,99			
MT*	121	14,004	121	13,244	7	0	0	0	0	0	0	0	0	85,95			
NL	51,119	3,912,112	4,293	13,754	0	8,140	8,161	0	15	12	0	0	0	100			
NO	15,264	850,257	1,178	4,306	0	1,189	1,189	0	0	0	0	0	0	100			
PL*	610,078	6,057,153	163,953	787,048	61	0	0	0	0	0	0	0	0	99,99			
PT(AZ)*	10,207	263,060	2,254	41,738	0	1,887	37,718	0	0	0	0	0	0	100			
PT(others)	40,395	1,081,495	12,918	201,492	4	0	0	0	0	0	0	0	0	100			
RO	682,802	2,206,005	678,069	1,369,307	1,680	0	0	0	0	0	0	0	0	99,75			
SE	19,561	1,500,293	3,244	7,305	0	1,794	1,794	0	0	4	0	0	0	100			
SI	34,339	456,742	0	0	0	0	0	0	2	0	0	0	0	100			
SK	8,407	492,209	1,947	59,143	0	0	0	0	0	0	0	0	0	100			

(1) Detailed regional information is required, unless the officially free status has been granted to the whole territory of the Member State.

(2) Please give details

BE: Surveillance carried out at random selection of bovine herds and bovine animals.

CY : *Total number of existing bovine herds and animals under the programme are 297 and 27582 respectively.

EE: *total number of herds (as in many cases from the same herd both serological and bulk milk samples are taken).

FI: *13% of all dairy herds (total number of dairy herds was 9,781) were screened for EBL by using bulk milk samples. In addition 954 blood samples, out of which 831 were blood samples from A.I. bulls and their herds of origin, 114 blood samples in connection with suspected cases were tested in 2012.

GR: *data not complete for several regions.

HU: Current Hungarian rule= Investigation of all cattle over 24 months of age in every third year;

IT [Abruzzo (Pescara), Bolzano, Campania (Napoli), Emilia-Romagna, Friuli Venezia Giulia, Lazio (Frosinone, Rieti), Liguria, (Imperia, Savona), Lombardia, Marche, Molise, Piemonte, Puglia (Brindisi), Sardegna, Sicilia (Agrigento, Caltanissetta, Catania, Enna, Palermo, Ragusa, Siracusa, Trapani), Toscana, Trento, Umbria, Val d'Aosta, Veneto]; other regions: 2008/940/EC.

MT: * The bovine population present in the Maltese islands is composed by 15,628 animals in 324 farms divided as indicated hereunder:

121 dairy farms with 14,004 animals

203 farms of fattening animals with 1,624 animals. 70 farms hold few females animals (herds with 269 females and 391 males).

No movements are allowed from farms for fattening to dairy farms. The target population for the EBL control programme is composed by bovine animals reared for breeding over 6 months old present in dairy farms. The target population for the national leukosis control programme is composed by bovine animals reared for breeding over 6 months old present in dairy and non dairy farms.. According to the present EBL control programme the herds are controlled every 6 months.

PL: * empty herds and herds with animals under 24 months of age – 41,700

PT : *figures for the free regions of EBL ; (AZ) : Azores islands

3.4 Infectious Bovine Rhinotracheitis

MS or region ⁽¹⁾	Total number of existing bovine		Surveillance ⁽²⁾				Examination by bulk milk samples				Suspicion cases		Percentage of officially	
	Herds	Animals	Serological tests		Number of infected herds tested	Number of animals tested (if not available, indicate number of pools tested)	Number of bovine herds tested	Number of bovine herds tested	Number of infected animals tested	Number of infected herds	Number of animals tested	Number of infected animals	free herds ⁽³⁾	infected herds ⁽⁴⁾
			Number of bovine herds tested	Number of animals tested										
AT*	69,430	1,976,698	3,485	28,204	0	31,244	31,241	0	0	709	0	100	0	
BE*	32,475	2,603,148	18,707	399,374	2,480	pools gE	53	0	28	78	9	28,80	0,01	
BG	98,177	593,131	50	271	2	0	0	0	0	7	1	/	/	
CH	40,309	1,577,407	1,040	18,436	0	3,574	1,797	0	0	3,465	0	100	0	
CZ*	19,439	1,390,111	12,884	919,309	411	0	0	0	0	774,969	49,493	84,96	15,04	
DE*	138,617	11,199,796	66,975	3,364,275	4,090	296,375	65,764	0	1,251	774,969	49,493	92,77	7,22	
DK	20,368	1,607,138	na	16,600	0	11,911	3,885	0	0	4	0	100	0	
ES	122,479	5,613,891	13,153	204,424	3,731	5,730	5,730	0	1,845	104	0	0	/	
FI*	14,166	912,768	715	5,096	0	1,312	1,312	0	0	329	0	100	0	
UK(NI)*	25,776	1,625,446	1,855	5,100	761*	436	393	0	334	688	29	/	/	
IE	115,787	6,145,469	1,870	7,012	805	0	0	0	0	2,022	104	0	0	
IT*	11,017	233,085	5,591	70,784	100	5,944	5,671	0	4	2,915	71	10,620	96,40	
LU	1,512	195,432	287	54,156	0	0	0	0	0	0	0	/	/	
NL	51,119	3,912,112	7,571	na	188	na	2,727	na	na	na	na	20	na	
NO	15,264	850,257	1,178	4,306	0	1,189	1,189	0	0	0	0	100	0	
SE	19,561	1,500,293	3,163	6,716	0	3,089	1,776	0	0	15	0	100	0	
SK	8,407	492,209	5,713	87,206	3,872	0	0	0	0	1,322	250	54	46	

⁽¹⁾ Detailed regional information is required, unless additional guarantees have been granted to the whole territory of the Member State in accordance with Article 9 or 10 of Directive 64/432/EEC.
⁽²⁾ Please give details
AT: *Verification of non-negative milk samples is made by blood testing.
BE: *Laboratory examination in case of purchase, abortion, diagnosis, export, qualification of herds, exposition and mandatory eradication program since 5 January 2012. At the end of 2012, there were 15,766 vaccinated herds, 732 partially vaccinated herds, 8,052 herds gE negative, 1,296 herds gB negative. 3 infected herds (isolation of IBR virus) were detected in 2012.
CZ: The compulsory IBR national eradication program has been implemented in the Czech Republic since 1 January 2006. The number of IBR free holdings was at that time 19%. In the year 2012, the number of IBR free holdings was 84,96%. There are positive animals in 411 holdings. Only marker vaccine is used in all free holdings.
DE: *Dairy and suckler cows including offspring and specialised rearing of heifers (without fattening units and animals for fattening).
FI: *13 % of all dairy herds (total number of dairy herds was 11,227) were screened for IBR by using bulk milk samples. 5,096 blood samples collected from 715 suckler cow herds at slaughter were tested for IBR. In addition 831 blood samples from A.I. bulls and their herds of origin, and 12 blood samples in connection with importation of animals etc., were tested in 2012.
UK(NI): *1,633 animals
IT [Bozano, Friuli Venezia Giulia, Trento]

⁽³⁾ Definition of free herds:
AT: A herd in which no reactor and no IBR/IPV suspect animals or animals suspected of being infected were found.
BE: Sanitary IBR statute 1 3 or 1 4 = herd free of IBR = herd without any bovine animal testing serologically positive respectively for gE or gB glycoprotein antigens of the IBR virus. Sanitary IBR statute 12 = vaccinated herd, not free yet. Sanitary IBR statute 12 derogation, partial vaccinated herd with a limited number of gE positive animals, not free yet. Sanitary statute 1: all other herds non 12, 13 or 14 qualified. Application of Royal Decree of 22 November 2006 concerning a National eradication programme and the qualification of herds can be applied on a voluntary base until 31 December 2011. After this date, the eradication programme and the qualification of herds will be mandatory.
Number of qualified herds end 2011, 12 = 11.151 herds (vaccinated herds), 12d = 1.023 (partial vaccinated herds), 13 = 5.025 herds gE negative (free herds, vaccination authorised), 14 = 91.1 herds gB negative (free herds, vaccination forbidden).
DK: A free herd is defined as a herd where there isn't any animal with antibodies against IBR.
LU: No IgE(+) animals

⁽⁴⁾ Definition of infected herds :
AT: A herd in which one or more reactors or one or more IBR/IPV suspect bovines or bovines suspected of being infected are present or have been present. Definition of reactor: a bovine animal from which the pathogen has been isolated, or at the age of six months or above and for which the result of the serological test was «positive» or the result of three consecutive tests was «inconclusive».
BE: infected herd = isolation of IBR virus, 6 infected herds were detected in 2011.
DK: An infected herd is defined as a herd where there are animals with antibodies against IBR
LU: with IgE(+) animals

3.5 Rabies Cases

Member State	Area	Rabies cases													Human exposure														
		Domestic animals						Wildlife																					
		dog	cat	cattle	equine	sheep	goat	pig	stray dog	other	unspecified	fox	raccoon dog	raccoon	wolf	badger	Marten	other mustelids	other carnivores	wild boar	roe deer	red deer	fellow deer	other	bat	unspecified	Human cases		
AT		0	0	0	0	0	0	0	0	0	0	0	0	0	0	0	0	0	0	0	0	0	0	0	0	0	0	0	
BE		0	0	0	0	0	0	0	0	0	0	0	0	0	0	0	0	0	0	0	0	0	0	0	0	0	0	0	
BG		0	0	0	0	0	0	0	0	0	1	0	0	0	0	0	0	0	0	0	0	0	0	0	0	0	0	0	
CH		0	0	0	0	0	0	0	0	0	0	0	0	0	0	0	0	0	0	0	0	0	0	0	0	0	0	0	
CY		0	0	0	0	0	0	0	0	0	0	0	0	0	0	0	0	0	0	0	0	0	0	0	0	0	0	0	
CZ		0	0	0	0	0	0	0	0	0	0	0	0	0	0	0	0	0	0	0	0	0	0	0	0	0	0	0	
DE		0	0	0	0	0	0	0	0	0	0	0	0	0	0	0	0	0	0	0	0	0	0	0	14	0	0	0	
DK		0	0	0	0	0	0	0	0	0	0	0	0	0	0	0	0	0	0	0	0	0	0	0	0	0	0	0	
EE		0	0	0	0	0	0	0	0	0	0	0	0	0	0	0	0	0	0	0	0	0	0	0	0	0	0	0	
ES		0	0	0	0	0	0	0	0	0	0	0	0	0	0	0	0	0	0	0	0	0	0	0	1*	0	0	0	
FI		0	0	0	0	0	0	0	0	0	0	0	0	0	0	0	0	0	0	0	0	0	0	0	0	0	0	0	
FR		0	0	0	0	0	0	0	0	0	0	0	0	0	0	0	0	0	0	0	0	0	0	0	5	0	0	0	
UK(GB)		0	0	0	0	0	0	0	0	0	0	0	0	0	0	0	0	0	0	0	0	0	0	0	0	0	1*	0	
UK(NI)		0	0	0	0	0	0	0	0	0	0	0	0	0	0	0	0	0	0	0	0	0	0	0	0	0	0	0	
GR		2	0	0	0	0	0	0	0	0	7	0	0	0	0	0	0	0	0	0	0	0	0	0	0	0	0	0	0
HU*		0	0	0	0	0	0	0	0	0	0	0	0	0	0	0	0	0	0	0	0	0	0	1	0	0	0	0	
IE		0	0	0	0	0	0	0	0	0	0	0	0	0	0	0	0	0	0	0	0	0	0	0	0	0	0	0	0
IT		0	0	0	0	0	0	0	0	0	0	0	0	0	0	0	0	0	0	0	0	0	0	0	0	0	0	0	0
LT		0	1	1	0	0	0	0	0	0	1	0	0	0	0	2	0	0	0	0	0	0	0	0	0	0	0	0	0
LU		0	0	0	0	0	0	0	0	0	0	0	0	0	0	0	0	0	0	0	0	0	0	0	0	0	0	0	0
LV		1	0	1	0	0	0	0	0	0	0	0	0	0	0	0	0	0	0	0	0	0	0	0	0	0	0	0	0
MT		0	0	0	0	0	0	0	0	0	0	0	0	0	0	0	0	0	0	0	0	0	0	0	0	0	0	0	0
NL		1	0	0	0	0	0	0	0	0	0	0	0	0	0	0	0	0	0	0	0	0	0	0	15	0	0	0	
NO		0	0	0	0	0	0	0	0	0	0	0	0	0	0	0	0	0	0	0	0	0	0	0	0	0	0	0	
PL		13	14	10	0	1	0	0	0	0	200	2	0	0	0	2	10	1	0	0	0	1	0	0	3	0	0	0	

Member State	Area	Rabies cases																	Human cases	Human exposure							
		Domestic animals					Wildlife					other															
		dog	cat	cattle	equine	sheep	goat	pig	stray dog	other	unspecified	fox	racoon dog	racoon	wolf	badger	Marten	other mustelids	other carnivores	wild boar	roe deer	red deer	fellow deer	other	bat	unspecified	
PT		0	0	0	0	0	0	0	0	0	0	0	0	0	0	0	0	0	0	0	0	0	0	0	0	0	0
RO		49	30	41	7	8	3	0	0	0	0	308	0	0	1	0	1	0	7	0	0	0	1	0	0	0	0
SE		0	0	0	0	0	0	0	0	0	0	0	0	0	0	0	0	0	0	0	0	0	0	0	0	0	0
SI		0	0	0	0	0	0	0	0	0	3	0	0	0	0	0	0	0	0	0	0	0	0	0	0	0	0
SK		0	0	0	0	0	0	0	0	0	0	0	0	0	0	0	0	0	0	0	0	0	0	0	0	0	0
Total		66	45	52	7	9	3	0	0	0	0	520	2	0	1	4	11	1	7	0	1	0	1	0	39	0	1*

The information shall be in the format used for quarterly reports on the occurrence of rabies sent by the Member States to the WHO Collaborating Centre for Rabies Surveillance and Research. The Member States may provide the information also in the format of the annual report on the occurrence of rabies established by the WHO Collaborating Centre for Rabies Surveillance and Research, <http://www.who-rabies-bulletin.org>

ES: *EBLV-1 in Cataluna

HU: *in Budapest county

UK: * Human case was a person travelling from a 3rd country and therefore not of UK origin

3.6 Cases of foot-and-mouth disease (FMD), contagious bovine pleuropneumonia (CBPP), swine vesicular disease (SVD), classical swine fever (CSF) and African swine fever (ASF)

ANIMAL DISEASE NOTIFICATION SYSTEM

Date of the report:
Reporting period: 2012

(A): Number of Outbreaks
(B): Last Date of Confirmation

Member States		F.M.D	S.V.D.	RIN- DER PEST	CBPP	B.T.	C.S.F.	C.S.F. WB	A.S.F.	N.D.	A.I.	VES STOM	P.P.R	L.S.D.	CA- PRI- POX
AT	(A)	0	0		0		0	0	0						
	(B)	-	-		-		-	-	-						
BE	(A)	0	0		0		0	0	0						
	(B)	-	-		-		-	-	-						
BG	(A)	0	0		0		0	0	0						
	(B)	07/04 2011	-		-		-	-	-						
CH	(A)	0	0		0		0	0	0						
	(B)	-	-		-		-	-	-						
CY	(A)	0	0		0		0	0	0						
	(B)	-	-		-		-	-	-						
CZ	(A)	0	0		0		0	0	0						
	(B)	-	-		-		-	-	-						
DE	(A)	0	0		0		0	0	0						
	(B)	-	-		-		-	-	-						
DK	(A)	0	0		0		0	0	0						
	(B)	-	-		-		-	-	-						
EE	(A)	0	0		0		0	0	0						
	(B)	-	-		-		-	-	-						
ES	(A)	0	0		0		0	0	0						
	(B)	-	-		-		-	-	-						
FI	(A)	0	0		0		0	0	0						
	(B)	-	-		-		-	-	-						
FR	(A)	0	0		0		0	0	0						
	(B)	-	-		-		-	-	-						
UK(GB)	(A)	0	0		0		0	0	0						
	(B)	-	-		-		-	-	-						
UK(NI)	(A)	0	0		0		0	0	0						
	(B)		-		-			-	-						
GR	(A)	0	0		0		0	0	0						
	(B)	-	-		-		-	-	-						
HU	(A)	0	0		0		0	0	0						

Member States		F.M.D	S.V.D.	RIN- DER PEST	CBPP	B.T.	C.S.F.	C.S.F. WB	A.S.F.	N.D.	A.I.	VES STOM	P.P.R	L.S.D.	CA- PRI- POX
	(B)	-	-		-		-	-	-						
IE	(A)	0	0		0		0	0	0						
	(B)	-	-		-		-	-	-						
IT	(A)	0	7		0		0	0	91*						
	(B)	-	16/04/12	-	-		-	-	17/12/12						
LT	(A)	0	0		0		0	0	0						
	(B)	-	-		-		-	-	-						
LU	(A)	0	0		0		0	0	0						
	(B)	-	-	-	-		13.08.2003	-	-						
LV*	(A)	0	0		0		20*	0	0						
	(B)						12/2012								
MT	(A)	0	0	0	0	0	0	0	0						
	(B)	-	-	-	-		-	-	-						
NL	(A)	0	0		0		0	0	0						
	(B)	-	-		-		-	-	-						
NO	(A)	0	0		0		0	0	0						
	(B)	-	-		-		-	-	-						
PL	(A)	0	0		0		0	0	0						
	(B)	-	-				-	-	-						
PT	(A)	0	0		0		0	0	0						
	(B)	-	-		-		-	-	-						
RO	(A)	0	0		0		0	0	0						
	(B)	-	-		-		-	-	-						
SE	(A)	0	0		0		0	0	0						
	(B)	-	-				-	-							
SI	(A)	0	0		0		0	0	0						
	(B)	-	-		-			-	-						
SK	(A)	0	0		0		0	0	0						
	(B)	-	-		-		-	-	-						

*IT: 74 outbreaks in domestic pigs and 17 in wild boars.

*LV : 3 outbreaks in domestic pigs and 17 in wild boars.

3.7 Cases of anthrax (bovine and porcine animals), brucella suis infection and transmissible gastro-enteritis (porcine animals)

Date of the report:

(A) : Number of Outbreaks

Reporting period: 2012

(B) : Last Date of Confirmation

Member States		anthrax (bovine animals)	anthrax (porcine animals)	brucella suis infection	transmissible gastro-enteritis
AT	(A)	0	0	0	0
	(B)	-	-	-	-
BE	(A)	0	not notifiable	1	not notifiable
	(B)	-	-	02/05/2012	-
BG	(A)	2	0	0	0
	(B)	23/11/2012	-	-	-
CH	(A)	0	0	0	0
	(B)	-	-	-	-
CY	(A)	0	0	0	0
	(B)	-	-	-	-
CZ	(A)	0	0	0	0
	(B)	-	-	-	-
DE	(A)	1	0	0	1
	(B)	12/07/2012	-	-	08/02/2012
DK	(A)	0	0	0	never reported and no longer notifiable
	(B)	-	-	-	-
EE	(A)	0	0	0	0
	(B)	-	-	-	-
ES	(A)	0	0	0	0
	(B)	-	-	-	-
FI	(A)	0	0	0	0
	(B)	-	-	-	-
FR	(A)	0	0	3	unknown
	(B)	-	-	12/2012	-
UK(GB)	(A)	0	0	0	0
	(B)	-	-	-	-
UK(NI)	(A)	0	0	0	0
	(B)	-	-	-	-
GR	(A)	0	0	0	0
	(B)	-	-	-	-
HU	(A)	2	0	1	0
	(B)	09/2012	-	09/2012	-
IE	(A)	0	0	0	0
	(B)	-	-	never recorded	-
IT	(A)	4	2	20*	0
	(B)	10/2012	09/2012	12/2012	-
LT	(A)	0	0	0	0
	(B)	-	-	-	-

Member States		anthrax (bovine animals)	anthrax (porcine animals)	brucella suis infection	transmissible gastro-enteritis
LU	(A)	0	0	0	0
	(B)	-	-	-	-
LV	(A)	0	0	0	0
	(B)	-	-	-	-
MT	(A)	0	0	0	0
	(B)	-	-	-	-
NL	(A)	0	0	0	0
	(B)	-	-	-	-
NO	(A)	0	0	0	0
	(B)	-	-	-	-
PL	(A)	0	0	0	0
	(B)	-	-	-	-
PT	(A)	0	0	0	0
	(B)	-	-	-	-
RO	(A)	0	0	0*	0
	(B)	-	-	-	-
SE	(A)	0	0	0	0
	(B)	-	-	-	-
SI	(A)	0	0	0	0
	(B)	-	-	-	-
SK	(A)	2	0	0	0
	(B)	11.11.2012	-	-	-

CY: *tested positive in serology out of the 389 examined

GR: *in Hliewa region

IT: *number of total isolations obtained from wild boars within a surveillance plan applied in the regions of Piemonte and Liguria only

RO: *5 Brucella suis positive results on wild boars in March 2012

3.8 Aujeszky's disease

3.8.1 EU Member States, Norway and Switzerland or regions thereof free of Aujeszky's disease and where vaccination is prohibited

MS or Region	Number of pig holdings	Number of pig holdings under AD-programme ⁽¹⁾	Number of AD not-infected pig holdings (with vaccination) ⁽²⁾	Number of AD free pig holdings (without-vaccination) ⁽³⁾	Number of holdings where AD has been detected ⁽⁴⁾
AT*	29,079	29,079	0	29,079	0
BE	8,690	8,690	0	8,690	0
CH	8,848	8,848	0	8,848	0
CY*	86	86	0	86	0
CZ	2,585	2,585	0	2,585	0
DE	102,912	102,912	0	102,912	0
DK*	8,830	8,830	0	8,830	0
FI*	1,747	-	-	1,747	0
FR*	20,367	3,138	0	20,367	0
IE*	1,787	1,787	0	1,787	0
IT*	4,500	100	0	4,500	0
LU					
NO	2,083	2,083	0	2,083	0
NL	7,513	7,513	0	7,513	0
SI*	18,920	18,920	0	18,920	0
SE*	1,318	989	0	1,318	0
SK	865	865	0	865	0
UK*	11,547	11,547	0	11,547	0

⁽¹⁾ Programme under the supervision of the competent authority.

⁽²⁾ Pig holdings where serological tests for AD have been carried out with negative results in accordance with an official AD programme and where vaccination has been applied during the previous 12 months.

⁽³⁾ Pig holdings which fulfil the conditions of Article 1(c).

⁽⁴⁾ By means of clinical, serological, or virological investigations.

AT: By Decision 97/423/EC of 30 June 1997 Austria was granted additional guarantees in accordance with Article 10 of Directive 64/432/EEC. Therefore, since June 1997 Austria has been recognised as an Aujeszky's disease-free Member State. In order to maintain that status a yearly monitoring programme is carried out. Moreover, in Austria vaccination is forbidden. In addition, in 2012, 11,417 pigs in 3,803 herds were tested. No positive result was found. Since 1997 and also in 2012 Austria has been free of Aujeszky's disease. In the 6 semen collection centres, 1,563 pigs have tested with negative results.

BE: In total 270.827 sera of pigs in holdings and artificial insemination centers were analyzed for Aujeszky Disease. All results were negative.

CY: In 2012, 750 blood samples were tested from 41 pig holdings. These figures were randomly chosen based on a 5% prevalence among holdings and confidence interval of 95%.

DK: In the serological surveillance 50,598 samples have been tested (slaughter, export, semen collection centres).

- FI: Further information on serological monitoring:
1. Annual monitoring from samples collected from slaughterhouse: The total number of samples collected was 1057, out of which 1056 were analysed for AD and 1057 for TGE, CSF, ASF and PRRS, all with negative results.
 2. Artificial insemination activities: The total number of samples collected was 1430, out of which 1424 were analysed for AD, all with negative results. Samples were also analysed for other diseases as follows: 1356 for CSF, 1220 for TGE, 570 for SVD and 1430 for PRRS, all with negative results.
 3. Finnish SPF (specific pathogen free) herds: 886 samples were analysed for TGE and 1301 for PRRS, all with negative results.
 4. Altogether 2126 samples from AI activities and SPF herds were analysed for *Brucella suis*, all with negative results.
 5. Wild boars: The total number of samples collected from wild boars was 8. All these samples were analysed for AD, CSF and ASF, all with negative results.
- FR (départements: Ain, Aisne, Allier, Alpes-de-Haute-Provence, Alpes-Maritimes, Ardèche, Ardennes, Ariège, Aube, Aude, Aveyron, Bas-Rhin, Bouches-du-Rhône, Calvados, Cantal, Charente, Charente-Maritime, Cher, Corrèze, Côte-d'Or, Creuse, Deux-Sèvres, Dordogne, Doubs, Drôme, Essonne, Eure, Eure-et-Loir, Gard, Gers, Gironde, Hautes-Alpes, Hauts -de-Seine, Haute-Garonne, Haute-Loire, Haute-Marne, Hautes-Pyrénées, Haut-Rhin, Haute-Saône, Haute-Savoie, Haute-Vienne, Hérault, Indre, Indre-et-Loire, Isère, Jura, Landes, Loire, Loire-Atlantique, Loir-et-Cher, Loiret, Lot, Lot-et-Garonne, Lozère, Maine-et-Loire, Manche, Marne, Mayenne, Meurthe-et-Moselle, Meuse, Moselle, Nièvre, Oise, Orne, Paris, Pas-de-Calais, Pyrénées-Atlantiques, Pyrénées-Orientales, Puy-de-Dôme, Réunion, Rhône, Sarthe, Saône-et-Loire, Savoie, Seine-et-Marne, Seine-Maritime, Seine-Saint-Denis, Somme, Tarn, Tarn -et-Garonne, Territoire de Belfort, Val-de-Marne, Val-d'Oise, Var, Vaucluse, Vendée, Vienne, Vosges, Yonne, Yvelines).
- IE *vaccination prohibited on all holdings
- IT Province of Bolzano only
- NL: The breeding pig holdings (253) have to test 12 blood samples every month. The other pig holdings (7,260) have to test 3 blood samples every 4 months. In total 123,552 blood samples were taken and serological monitored by a gB-test in 2012. All the pig holdings sampled were negative.
- SE: In accordance with the Swedish surveillance programme for AD, 2,070 serological tests in 690 holdings were analysed in 2012.
- SI: The Republic of Slovenia was recognised as an Aujeszky's disease free Member State by Commission Decision 2010/434/EC and included in Annex I to Commission Decision 2008/185/EC.
- In the frame of monitoring programme for maintaining Aujeszky's disease free status, 4,241 animals were tested in 737 herds.
- Herd based sampling scheme is designed to detect a 1% level of sero positive herds with 95% confidence (149 pig herds), and detection of within herd prevalence of 5% with 95% confidence in breeding and mixed herds, combined with risk based components (purchased breeding pigs; pigs with health problems). In addition to this, all boars are tested for Aujeszky's disease as well.
- UK *Data including NI (1,287 free holdings for NI, 10,260 for GB).

3.8.2 EU Member States or regions thereof where approved Aujeszky's disease control programmes are in place.

MS or Region	Number of pig holdings	Number of pig holdings under AD-programme ⁽¹⁾	Number of AD not-infected pig holdings (with vaccination) ⁽²⁾	Number of AD free pig holdings (without-vaccination) ⁽³⁾	Number of holdings where AD has been detected ⁽⁴⁾
ES	51,649	43,754	41,861	1,861	14
HU*	35,040	15,387	0	15,387	0
PL	384,030	384,030	4,900	274,181	248

⁽¹⁾ Programme under the supervision of the competent authority.

⁽²⁾ Pig holdings where serological tests for AD have been carried out with negative results in accordance with an official AD programme and where vaccination has been applied during the previous 12 months.

⁽³⁾ Pig holdings which fulfil the conditions of Article 1(c).

⁽⁴⁾ By means of clinical, serological, or virological investigations.

HU: *out of which 735 are large pig holdings and 34,305 are small pig holdings. In Hungary in the reporting period there were 9 porcine semen collection centres where 572 serological tests for Aujeszky's disease have been carried out, in each case with negative results.

PL: During 2011 on the territory of Poland were 3,071 pig herds with a positive serological result for Aujeszky's disease, including 444 new positive herds. 2,528 herds were eliminated, which gives 543 herds with a positive serological result for Aujeszky's disease at the end of 2011 (401 herds with the last positive result and 142 free herds suspended due to positive result).

Total number of non infected herds on the territory of Poland at the end of 2011 was 298,506 herds, including:

- 1) 272,287 herds complying with the criteria of Article 1(3) of Decision 2008/185/EC,
- 2) 26,219 herds obtained negative results in the last serological tests for Aujeszky's disease carried out within the framework of national programme for eradication of Aujeszky's disease, introduced by Regulation of the Council of Ministers of 19 March 2008 *on introduction of programme for eradication of Aujeszky's disease in pigs* [Dz. U. of 2008, No 64, item 397, as amended].

The remaining herds are: infected herds (401), suspended herds (145) and herds with unknown epizootical status (91,891). Amongst the latter, around 99.5 % were so called «empty herds», i.e. herds qualified for the programme based on central database on animal identification and registration in which no animals were kept at the visit of the official veterinarian.

3.8.3 Other EU Member States or regions thereof.

MS or Region	Number of pig holdings	Number of pig holdings under AD-programme ⁽¹⁾	Number of AD not-infected pig holdings (with vaccination) ⁽²⁾	Number of AD free pig holdings (without-vaccination) ⁽³⁾	Number of holdings where AD has been detected ⁽⁴⁾
BG	53,544	0	0	4,404	0
EE*	239	32	0	239	0
FR*	na	0	/	/	/
GR*	6,400	0	/	/	0
IT (except Bolzano)	123,262	21,385	4,666	294	1,138
LT*	7,208	5,319	0	5,319	0
LV*	3,984	0	0	na	2
MT	111	0	0	111	0
PT	8,507	6,480	4,353	3	179
RO	649,130*	87**	0	87	0

⁽¹⁾ Programme under the supervision of the competent authority.

⁽²⁾ Pig holdings where serological tests for AD have been carried out with negative results in accordance with an official AD programme and where vaccination has been applied during the previous 12 months.

⁽³⁾ Pig holdings which fulfil the conditions of Article 1(c).

⁽⁴⁾ By means of clinical, serological, or virological investigations.

EE: number of Aujeszky's disease free holdings, which are not officially free of Aujeszky's disease accordance with Article 1(3) of Commission Decision 2008/185/EC and vaccination is prohibited.

Since 1999 every year the Veterinary and Food Board (VFB) establishes the 'State Program for the Control of Animal Infectious Diseases'. The program is enforced with directive of the General Director of the VFB according to §30(2) of the Infectious Animal Disease Control Act.

Samples for detection of Aujeszky's disease are collected in breeding farms by following scheme to detect 20% prevalence of disease with 95% confidence.

No of sows in unit	No of samples collected
10-14	7
15-20	10
21-30	11
31-60	12
61-100	13
100 and more	14

All boars in the semen collection centres and used in natural mating are tested for Aujeszky's disease. In 2012, 737 blood samples tested serologically and all results were negative.

FR (Guadeloupe, Martinique, French Guyana and Corsica) No compulsory eradication plan for Aujeszky's disease.

GR No outbreaks of Aujeszky's disease reported in 2012.

LT: Total number of pigs in the country: 514,031 out of which 1,130 breeding pigs were tested for Aujeszky's disease in 2012.

LV: According to "Animal infectious disease State surveillance plan for 2011" laboratory tests (serology – ELISA) for Aujeszky's disease are carried out in all semen collection centers on all donor boars once per year. Vaccination is carried out on holdings where positive serological results are found. 23,480 pigs were vaccinated during 2012 in 54 holdings. 16,526 animals in 122 holdings were tested for Aujeszky's disease during 2012.

RO: *318 commercial holdings and – 648,812 backyards; **breeding holdings.

