



## FUSIONS experiences in food waste quantification and recommendations for the future

Toine Timmermans

June 22, 2016

Reducing food waste through social innovation 

## FUSIONS Harmonised Framework 2016



- Standard approach on how to define food waste
- Food Waste Quantification Manual.
- A very first set of criteria for the assessment of some socio-economic & environmental impacts
- Estimate of current EU28 food waste arisings

 Reducing food waste through social innovation 

## Benefits of a harmonised framework

- EU28: Circular economy package (2015)
- SDG12.3
- National environmental goals
- Voluntary agreements



- Informed policy decisions
- Incitement to invest in quantification systems
- Harmonize research and knowledge development

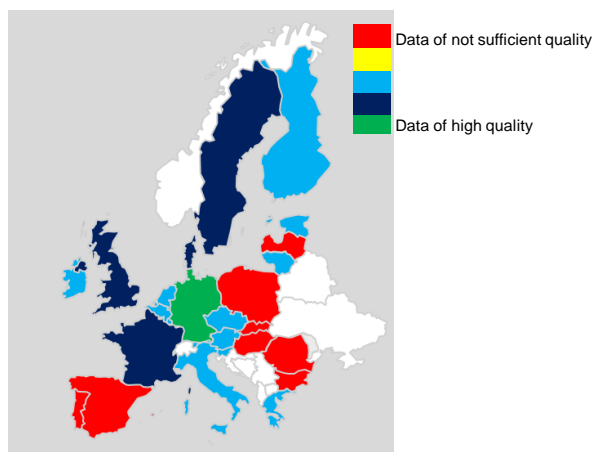


Reducing food waste through social innovation



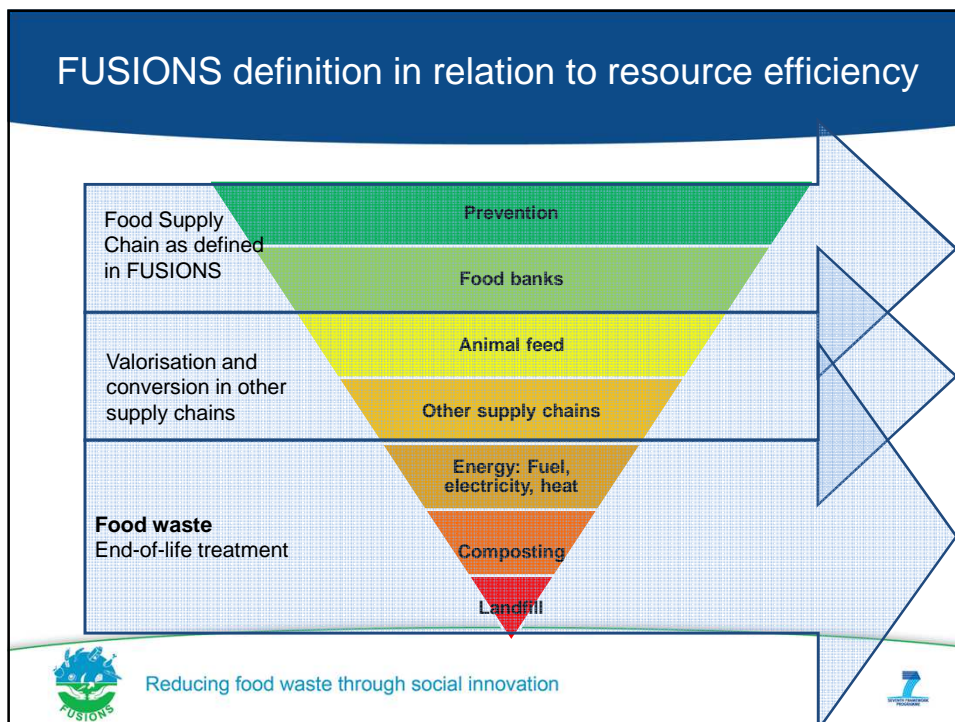
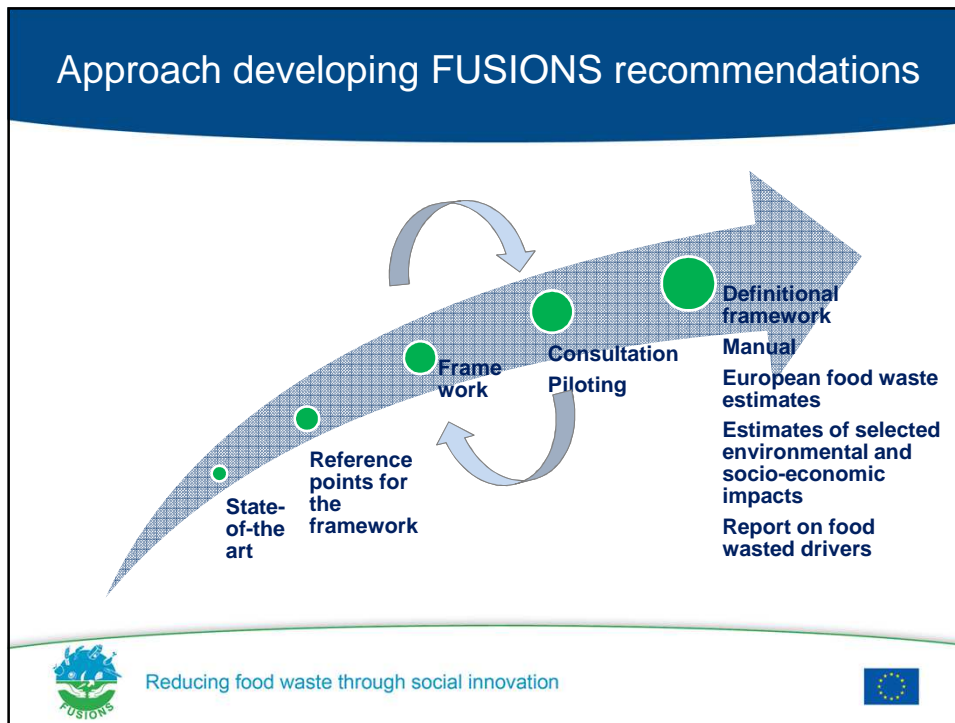
## EU 28 has large ambitions reducing food waste

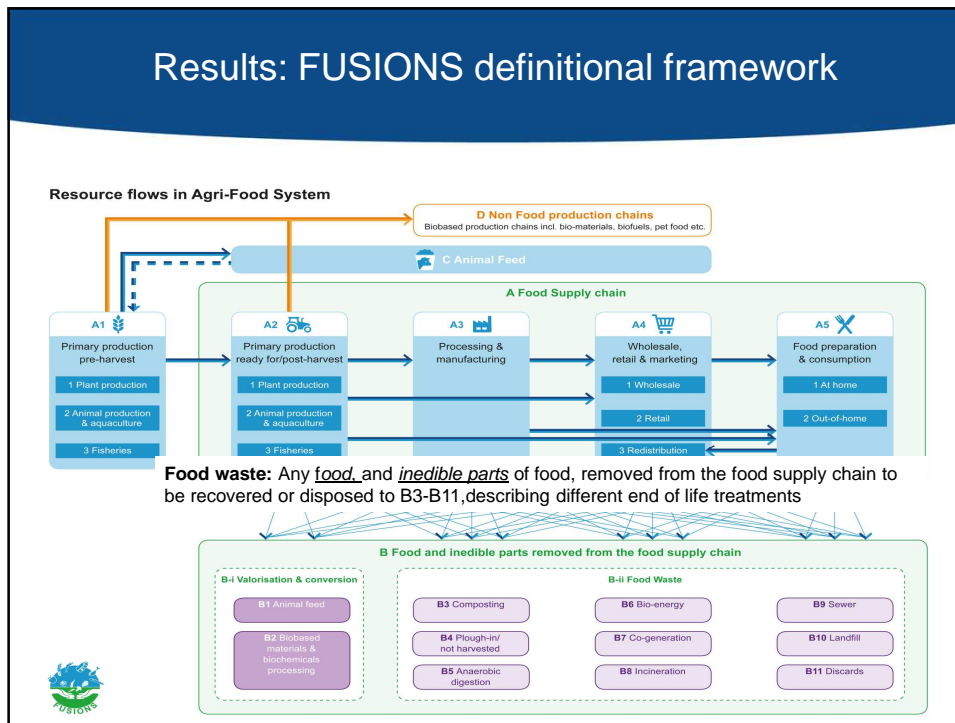
..but the current quantification methodologies are not in phase with the ambition.



Reducing food waste through social innovation








## Results: Food waste quantification manual

- Quantifying food waste in each sector (i.e. stage) of the food chain
- Combining sectorial quantifications using a common framework at national level
- Reporting the results of the national food waste quantification study at country level in a consistent and comparable manner.


Reducing food waste through social innovation


## Results: Manual for food waste statistics

- FUSIONS definition
- Core requirements and optional recommendations
- General section and Dedicated sections for each stage in the food supply chain
- Harmonised with the FLW-protocol



Reducing food waste through social innovation



## FLW PROTOCOL

A multi-stakeholder effort to develop a global  
*FLW Accounting and Reporting Standard*

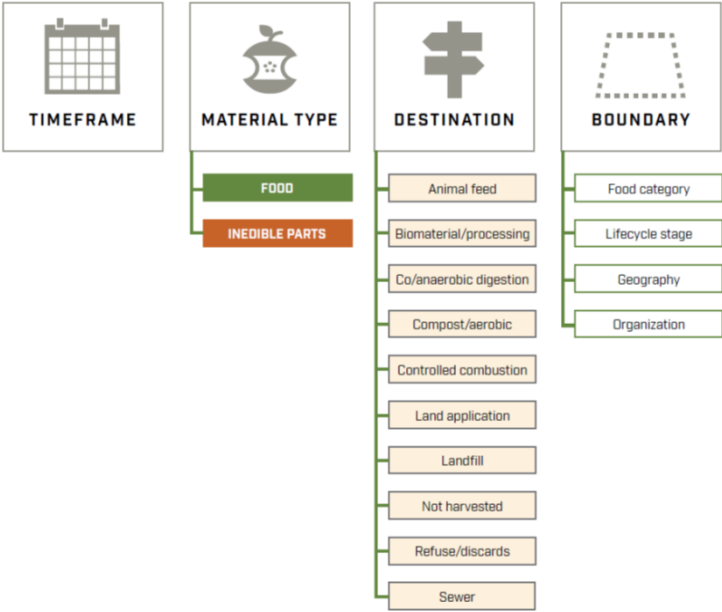


VERSION 1.0

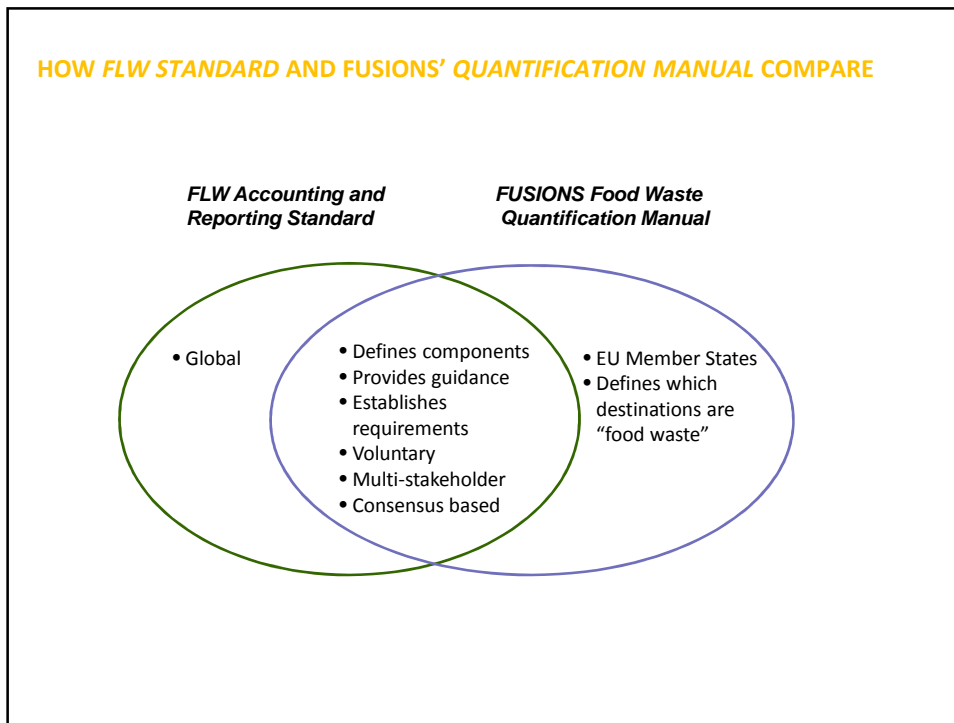
# Food Loss and Waste Accounting and Reporting Standard

A global standard that provides requirements and guidance for quantifying and reporting on the weight of food and/or associated inedible parts removed from the food supply chain—commonly referred to as “food loss and waste”—in a credible, practical, transparent, and consistent manner

Figure 2 | Scope of an FLW Inventory

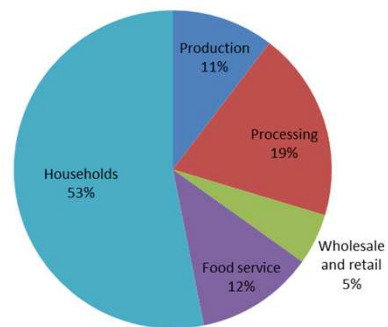


**HOW FLW STANDARD AND FUSIONS' QUANTIFICATION MANUAL COMPARE**



**Results: New food waste estimates for EU28**

- **88 (± 14)** million tonnes of food waste per year
- Equivalent of **20%** of all produced food in EU
- **143** billion euros
- ~ **304 Mt CO2 eq** (6% of total emissions of GHG in EU28%)
- **173** kilograms of food waste per person




Reducing food waste through social innovation



## Future

- All results are available on our home page ([www.eu-fusions.org](http://www.eu-fusions.org))

..our since hope that our results and competences developed will contribute to a EU28 taking the lead for reducing food waste



Reducing food waste through social innovation



## Special thanks to

- FUSIONS team in particular the task leaders and members of the working groups of the methodological WP
- External Advisory board
- EUROSTAT
- The FUSIONS multi-stakeholder platforms
- Piloting countries: Flanders, Ireland, The Netherlands, Norway, Slovak Republic, Sweden and UK
- The FLW protocol team
- All that have provided with constructive support and inputs



Reducing food waste through social innovation





