



European Food Banks Federation



EU Platform on Food Losses and Food Waste

Meeting of the Food Donation Sub-Group

Making a difference with data: what it means for FEBA and its members

Angela FRIGO
Secretary General, European Food Banks Federation

online, 12 July 2022



Project goals

The project “Quantifying the impact of European Food Banks – From Farm to Fork” pursues the following objectives:

- *Sharing a **standardised and consistent methodology** for data collection across FEBA Members;*
- ***Assessing the impact** of FEBA Members taking into consideration the economic, environmental, nutritional, and social impacts;*
- *Defining how to make sense of the information for the purpose of **impact management and measurement**; and*
- ***Encouraging digital transformation** within our membership.*

Project milestones



1.

Stabilising the use of the Observatory on Food Donation by the members of the Pilot Group, with adjustments if and when needed



2.

Increasing the number of FEBA Members taking part in the online Observatory on Food Donation



3.

Finalising the list of indicators as well as their definition and identifying KPIs



4.

Improving the technical features of the online platform.

Project workflow



Introduction to online platform


Fabio Fraticelli, TechSoup Italy




VIDEO

An agile approach

Not like this....



Like this!



Results

1. Finalisation of the list of 89 reviewed indicators divided into 11 categories
2. Finalisation of the definition of indicators
3. Identification of 10 KPIs > Total number of Food Banks, Number of charitable organisations, Number of end beneficiaries, Number of end beneficiaries under 18, Number of end beneficiaries over 18, Food In, Food Out, Total number of co-workers, Regular volunteers, Number of partner companies
4. Release of a new version of the online platform

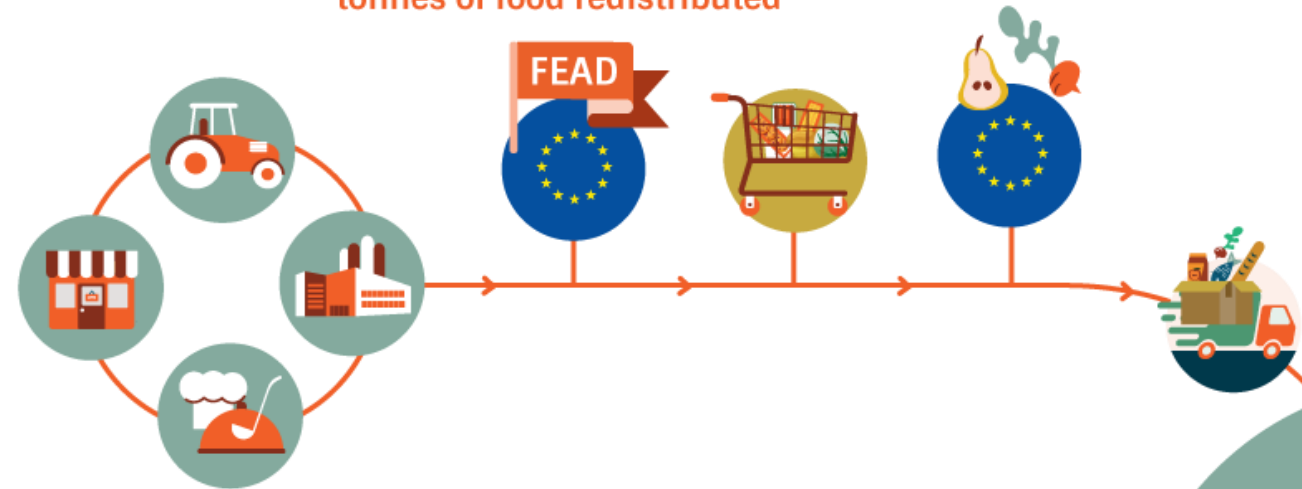
Outcomes

1. All FEBA Members used the online platform
2. 2021 data entails information from both FEBA Full and Associate Members
3. FEBA's support to members
4. Several online meetings with members of the Pilot Group and additional FEBA Members
5. Raising awareness on the importance of data amongst FEBA Members



CONTRIBUTION OF FEBA MEMBERSHIP TO OUR CIRCULAR FOOD SYSTEM IN 2021

907,280
tonnes of food redistributed



11.8
million most
deprived people

45,810
charitable
organisations

341
Food Banks
committed to
prevent food waste
and reduce food
insecurity

39,781
co-workers

83%
volunteers



Surplus food recovery in 2021

Percentage of surplus food*:
54%



Largest share of food stemming from the manufacturing sector



Solely a small percentage is recovered from the HORECA and catering sector



Total amount includes an important quantity of fruits and vegetables, incl. from the EU F&V withdrawal scheme

What's next?



Assessment: Further analysis of the 2021 data collected from FEBA Members



Fine tuning: Tweaking the definitions of indicators and KPIs;



Improvement: Increasing the user-friendliness of the online platform;



Backtracking: Developing a feature to review historic data;



Implementation: Start of pilot project entailing the use of the platform by regional/local Food Banks.



Integration: Evaluation of the possibility to synchronise the platform with FEBA Members' national data collection systems;

Sounds interesting?



Have a look at the [project's website](#) for more info!



Any questions?

Thank you!

Angela Frigo
Secretary General
secgen@eurofoodbank.org



Chaussée de Louvain 775
Brussels 1140, Belgium

+32 2 538 94 50

info@eurofoodbank.org

 @EuroFoodBanks

 @EuroFoodBanks

 eurofoodbanks

 European Food Banks Federation

 eurofoodbanks

 eurofoodbank.org