



INTERNATIONAL
**FOOD
WASTE**
COALITION

IFWC – FLW reporting

June 2022

Powering food loss & waste reduction across Europe's hotel & food service sector through farm to fork collaboration.

A coalition dedicated to fighting **FLW** in the HaFS sector

Members:



Partners:



Driving change through action-oriented projects

Prioritization

ENGAGE FOOD CHAIN

Align interests on FLW reduction



ENGAGE CONSUMERS

Change consumers behaviours



FLW VALORIZATION

Optimize FLW valorisation



MEASURING & REPORTING

Ensure portion control



PORTION & SERVICE

Ensure portion control



On-site trials



Assessments

Date	Site	Food waste (kg)	Food waste (kg)	Food waste (kg)	Food waste (kg)	Food waste (kg)	Food waste (kg)	Food waste (kg)	Food waste (kg)	Food waste (kg)	Food waste (kg)	Food waste (kg)	Food waste (kg)
2020-01-01	Site 1	100	200	300	400	500	600	700	800	900	1000	1100	1200
2020-01-02	Site 1	110	210	310	410	510	610	710	810	910	1010	1110	1210
2020-01-03	Site 1	120	220	320	420	520	620	720	820	920	1020	1120	1220
2020-01-04	Site 1	130	230	330	430	530	630	730	830	930	1030	1130	1230
2020-01-05	Site 1	140	240	340	440	540	640	740	840	940	1040	1140	1240
2020-01-06	Site 1	150	250	350	450	550	650	750	850	950	1050	1150	1250
2020-01-07	Site 1	160	260	360	460	560	660	760	860	960	1060	1160	1260
2020-01-08	Site 1	170	270	370	470	570	670	770	870	970	1070	1170	1270
2020-01-09	Site 1	180	280	380	480	580	680	780	880	980	1080	1180	1280
2020-01-10	Site 1	190	290	390	490	590	690	790	890	990	1090	1190	1290
2020-01-11	Site 1	200	300	400	500	600	700	800	900	1000	1100	1200	1300
2020-01-12	Site 1	210	310	410	510	610	710	810	910	1010	1110	1210	1310
2020-01-13	Site 1	220	320	420	520	620	720	820	920	1020	1120	1220	1320
2020-01-14	Site 1	230	330	430	530	630	730	830	930	1030	1130	1230	1330
2020-01-15	Site 1	240	340	440	540	640	740	840	940	1040	1140	1240	1340
2020-01-16	Site 1	250	350	450	550	650	750	850	950	1050	1150	1250	1350
2020-01-17	Site 1	260	360	460	560	660	760	860	960	1060	1160	1260	1360
2020-01-18	Site 1	270	370	470	570	670	770	870	970	1070	1170	1270	1370
2020-01-19	Site 1	280	380	480	580	680	780	880	980	1080	1180	1280	1380
2020-01-20	Site 1	290	390	490	590	690	790	890	990	1090	1190	1290	1390
2020-01-21	Site 1	300	400	500	600	700	800	900	1000	1100	1200	1300	1400
2020-01-22	Site 1	310	410	510	610	710	810	910	1010	1110	1210	1310	1410
2020-01-23	Site 1	320	420	520	620	720	820	920	1020	1120	1220	1320	1420
2020-01-24	Site 1	330	430	530	630	730	830	930	1030	1130	1230	1330	1430
2020-01-25	Site 1	340	440	540	640	740	840	940	1040	1140	1240	1340	1440
2020-01-26	Site 1	350	450	550	650	750	850	950	1050	1150	1250	1350	1450
2020-01-27	Site 1	360	460	560	660	760	860	960	1060	1160	1260	1360	1460
2020-01-28	Site 1	370	470	570	670	770	870	970	1070	1170	1270	1370	1470
2020-01-29	Site 1	380	480	580	680	780	880	980	1080	1180	1280	1380	1480
2020-01-30	Site 1	390	490	590	690	790	890	990	1090	1190	1290	1390	1490
2020-01-31	Site 1	400	500	600	700	800	900	1000	1100	1200	1300	1400	1500



A FLW reporting initiative centred around 5 main objectives

A global FLW reporting based on on-site measurements

- Build trust and move way from pure marketing / communication purpose.
- Set reliability criteria

Define a common scope and methodology

- Include all food (edible and non edible) but not beverage
- Measure from preparation (kitchen) to plate waste
- On-site measurement only
- Minimum campaign of 5 days.

Agree on metric

- Gr/cover

Set targets

- Expand on site measurements : 1000 sites in 2022
- Improve data reliability: 65% in 2022

Report annually

DATA COMPLIANCE CRITERIA

CATEGORY	ITEMS	DATA (g/covers)
FW compliance - Upper and lower limits	Low	10
	High	500
Days of measurements	Minimum	4

Over 780 reporting sites using **common KPIs and methodology**

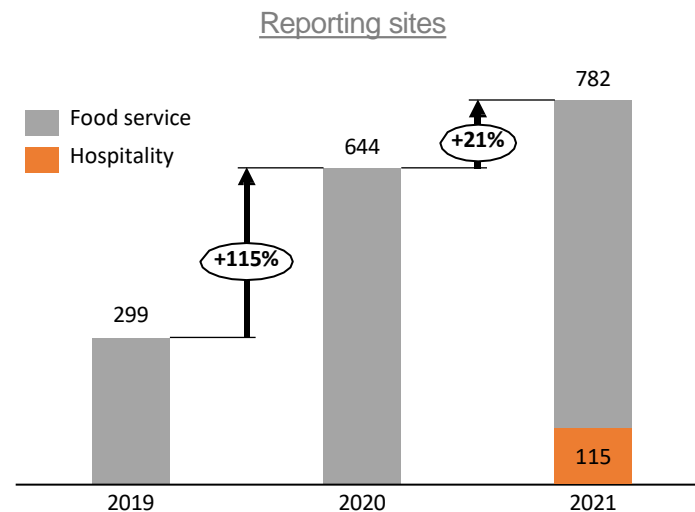
- +20% reporting sites since 2020
- Started including hospitality
- Enlarged geographic spread

SCOPE, REALIBILITY & SPREAD

Reporting sites	2019	2020	2021
Number of IFWC sites	23 340	23 340	23 340
Number of reporting sites	299	644	782
% of reporting sites	1%	3%	3%

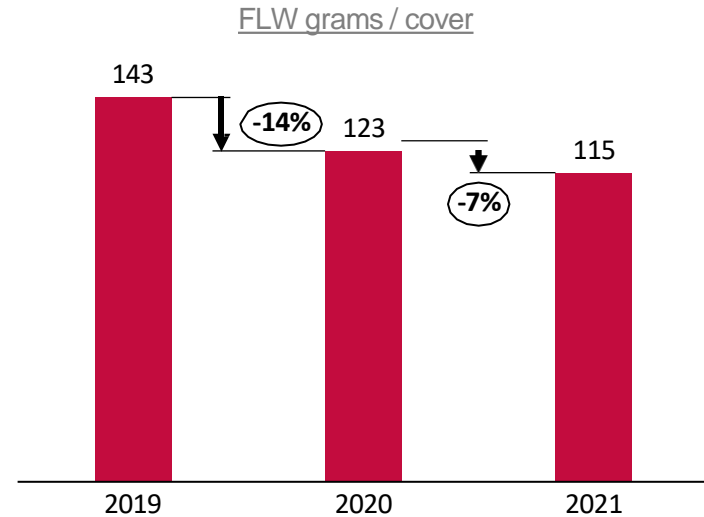
Reliability	2019	2020	2021
Number of sites with reliable data	81	353	506
% of reporting sites	27%	55%	65%

Geographic spread	2019	2020	2021
France	100%	100%	78%
Germany			4%
Russia			2%
Rest of Europe			1%
Outside Europe			15%



Measured FLW reduction by **over 20% in average since 2019**

- Strong improvement in 2020 continued in 2021
- Impact of the pandemic still need to be further explored
- Corporate segments is showing the strongest improvement



FOOD WASTE METRICS

Food waste (g/cover)	2019	2020	2021	Variation 2021 – 2019 (%)
Total Food service	143	123	113	-21%
Education	121	117	105	-12%
Administration	131	125	104	-20%
Corporate	178	151	133	-25%
Others	115	89	78	-32%
Total HaFS	143	123	115	-20%



Report and database are available




Measuring & Reporting Food Waste in the Hospitality & Food Service Sectors

March 2022

Intro Configuration Database Dashboard 2021 Report

INTRODUCTION





 **INTERNATIONAL FOOD WASTE COALITION**





About IFWC
Established in 2015 as a not-for-profit association, IFWC works with contract catering and hotel groups and partners along their value chains to reduce FW in Europe. We are dedicated to helping the H&FS industry to meet SDG 12.3 and contribute to the transition to more sustainable food systems. The IFWC network is a combination of contributing members (Accor, Best Western, Ekor, Essity, Leanpath, Orisk, Sodexo, Suzac) and partners (Ademe, Champions 12.3, FAO, Foodwin, UNEP, WRAP, WWF).

About this database
As part of the IFWC FW reduction roadmap, IFWC launched an initiative to define a common methodology and reporting framework in 2021. As part of this initiative, this database reports on-site food waste measurement from our members. The data were collected between 2019 and 2021 and were quality checked by our members. The full details on the methodology and scope are provided in the 2021 Report.




Acknowledgments
Our purpose to collectively report FW from members' operations, through accurate and standardized methodologies and KPIs, requires full commitment from all involved. We would like to thank our members for their hard work and collaborative spirit.

Partners:

Partners:

Intro Configuration Database Dashboard 2021 Report

Contact us

Website

Intro Configuration Database Dashboard 2021 Report

DATABASE

 **INTERNATIONAL FOOD WASTE COALITION**

Country	Year	Month	Sector	Segment	Flux waste (kg) recorded	Flux waste (kg)	Flux waste (lower recording)	Flux waste (kg) net	Count plate wet	Production rate (kg/plate recording)	Production waste (kg)	Production waste (lower recording)
France	2019	oct-19	Food Service	Education	10	0	5 250	0	0	1	0	0
France	2019	oct-19	Food Service	Education	0	0	0	0	0	0	0	0
France	2019	oct-19	Food Service	Education	0	0	0	0	0	0	0	0
France	2019	oct-19	Food Service	Education	0	0	0	0	0	0	0	0
France	2019	oct-19	Food Service	Education	0	0	0	0	0	0	0	0
France	2019	oct-19	Food Service	Education	0	0	0	0	0	0	0	0
France	2019	oct-19	Food Service	Education	0	0	0	0	0	0	0	0
France	2019	oct-19	Food Service	Education	0	0	0	0	0	0	0	0
France	2019	oct-19	Food Service	Education	0	0	0	0	0	0	0	0
France	2019	oct-19	Food Service	Education	0	0	0	0	0	0	0	0
France	2019	oct-19	Food Service	Education	0	0	0	0	0	0	0	0
France	2019	oct-19	Food Service	Education	0	0	0	0	0	0	0	0
France	2019	oct-19	Food Service	Education	0	0	0	0	0	0	0	0
France	2019	oct-19	Food Service	Education	0	0	0	0	0	0	0	0
France	2019	oct-19	Food Service	Education	0	0	0	0	0	0	0	0
France	2019	oct-19	Food Service	Education	0	0	0	0	0	0	0	0
France	2019	oct-19	Food Service	Education	0	0	0	0	0	0	0	0
France	2019	oct-19	Food Service	Education	0	0	0	0	0	0	0	0
France	2019	oct-19	Food Service	Education	0	0	0	0	0	0	0	0
France	2019	oct-19	Food Service	Education	11	0	4 015	0	0	1	0	0
France	2019	oct-19	Food Service	Education	11	0	4 015	0	0	1	0	0
France	2019	oct-19	Food Service	Education	0	0	0	0	0	0	0	0
France	2019	oct-19	Food Service	Education	0	0	0	0	0	0	0	0
France	2019	oct-19	Food Service	Education	0	0	0	0	0	0	0	0
France	2019	oct-19	Food Service	Education	0	0	0	0	0	0	0	0
France	2019	oct-19	Food Service	Education	0	0	0	0	0	0	0	0



What's is **next** ?

- Report and database will be updated with 2022 data
- Objective to reach 1 000 reporting sites in 2022 (+20%)
- Impact of the pandemic will be further assessed with the 2022 data
- Continue feeding national and international databases





INTERNATIONAL
FOOD
WASTE
COALITION

**Food is a universal
experience, let's
not waste it.**