

Implementation of
Bovine and Small Ruminant's
Brucellosis Eradication Programmes
in Portugal
2017

PAFF Standing Committee
Brussels, 13 June 2018

Bovine

Brucellosis Eradication Programme

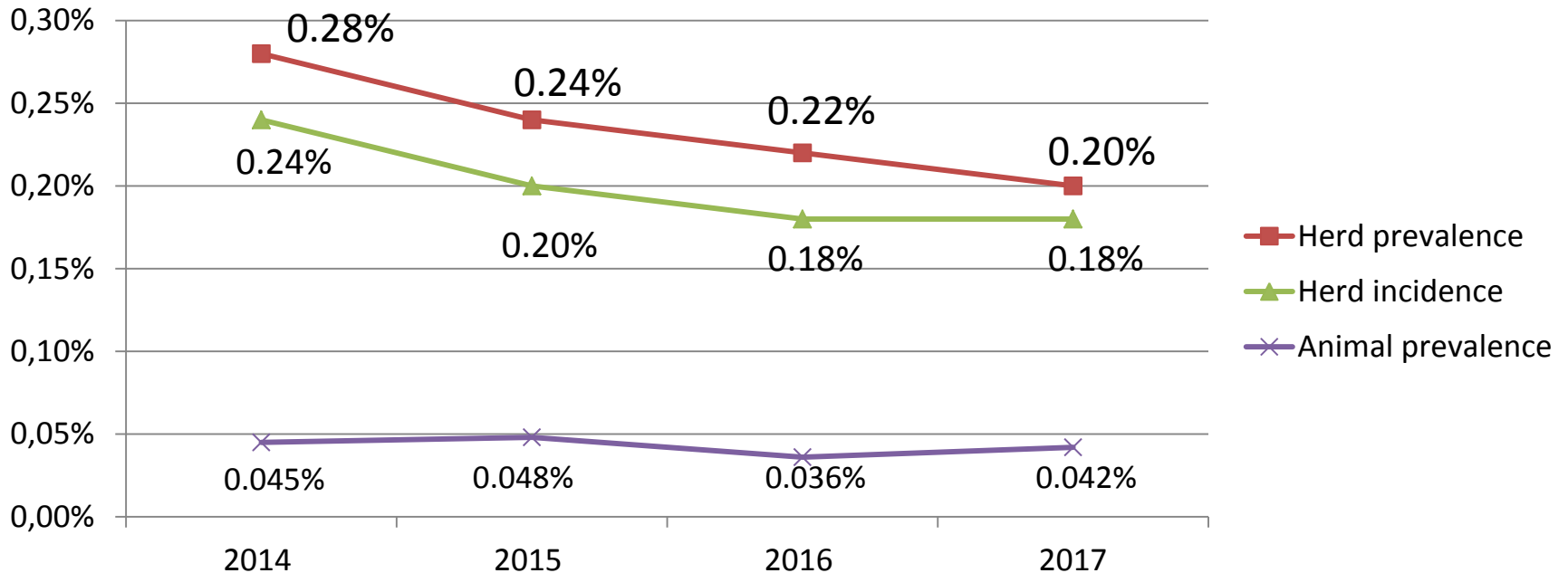
2017



Bovine brucellosis eradication programme

Implemented in 4 regions of the Continent
and 3 islands of the Azores

Evolution in the past years



Positive herd: those with at least 1 serologically positive animal (RB+ and CF>20 IU/mL)

Bovine brucellosis eradication programme

Results 2017 (herds)

DSAVR	In the program	% Tested	with 1 positive animal	New positives	% with 1 positive animal (prev.)	% new positive (incidence)	Bacteriology positive	Non indemne 31/12/2017	Suspended 31/12/2017
Norte	16042	99.9	31	31	0.19	0.19	18	22	46
Centro	6385	99.4	0	0	0	0	0	0	22
LVT	1367	97.2	1	1	0.08	0.08	0	0	29
Alentejo	4464	97.9	16	11	0.37	0.25	2	9	19
Azores	3753	79.5	14	14	0.47	0.47	0	0	6
PT	32 011	99.4	62	57	0.20	0.18	20	31	122

DSAVR	Vaccinated herds	Vaccinated animals
Norte	359	752
Alentejo	7	324
Azores	1 323	17 789
PT	1 689	18 865

RB51 Vaccination

0.48%

Non indemne
or suspended
herd

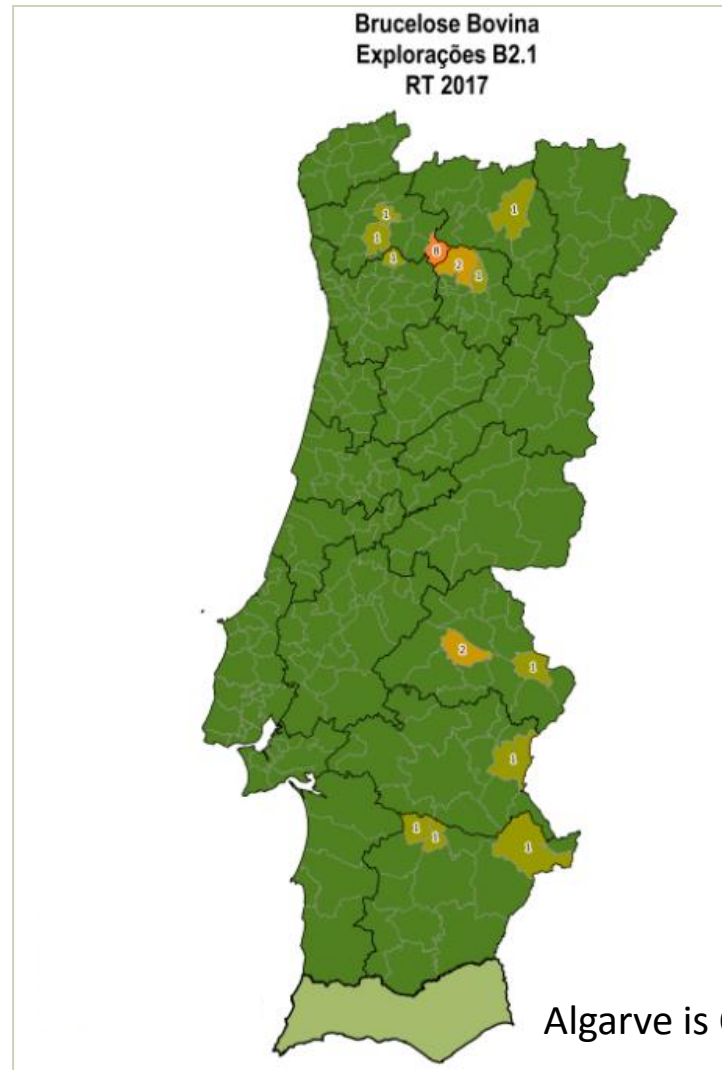
Bovine brucellosis eradication programme

Results 2017

**Herds with confirmed
infected status
31 December 2017
- 22 herds**

□ DSAVR
□ DAV

Infected herds



Bovine brucellosis eradication programme

Challenges and expected targets

- Control of contacts in pastures in certain areas
- Early detection

- Main measures are:
 - reinforcement of **epidemiological investigation**
 - investigation of abortions
 - Involvement of farmers and the rural community

Variation from 2014 to 2017	<i>0.28% → 0.20%</i> <i>Herd prevalence</i> 29% decrease	<i>0.24% → 0.18%</i> <i>Herd incidence</i> 25% decrease	Targets 2018* Prev 0.17% Incid 0.14%
--	---	--	---

Foreseen targets → **2018: 0.14%** **2019: 0.10%** **2020: 0.05%** **2021: 0%**

Ovine and Caprine

Brucellosis Eradication Programme

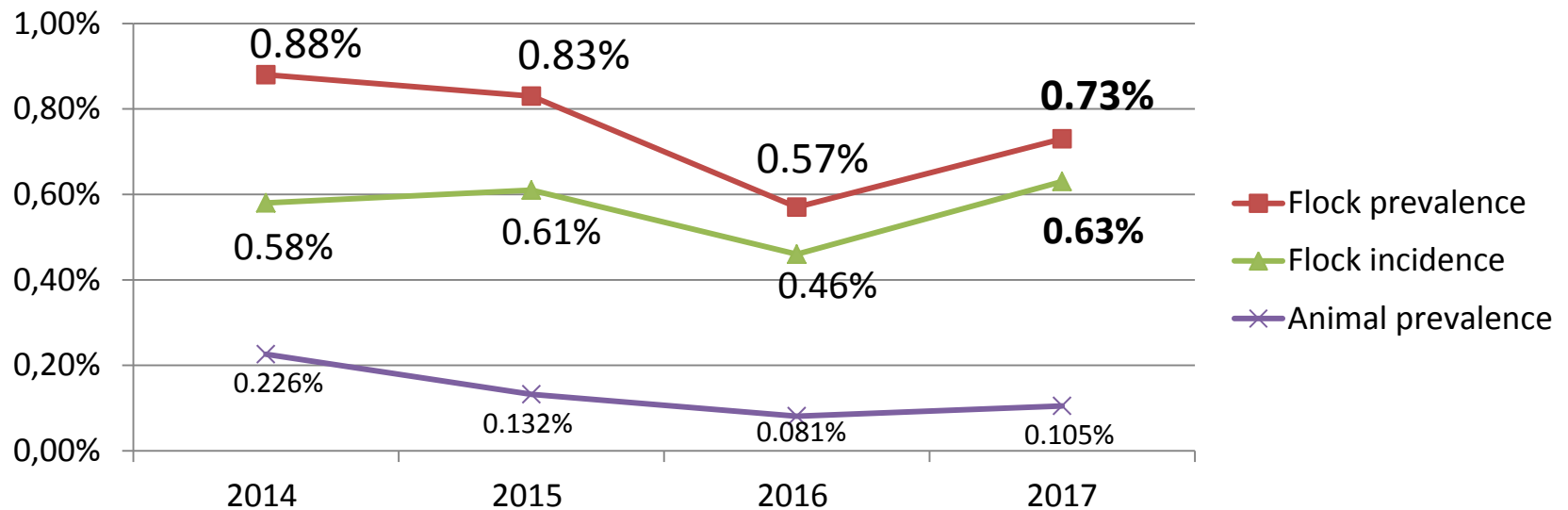
2017



SR brucellosis eradication programme

Implemented in 5 regions of the Continent

Evolution in the past years



**Nº flocks
bacteriol. +**

73

79

49

30

- The increase in % of positive holdings is mainly related to the Region N where Rev1 Vac is applied :
 - 62% of positive holdings have only positive vaccinated animals (204/329)
 - From those 80% (164) have 1 or 2 positive vaccinated animal – bacteriology NEG
- In 2017 - discontinuation of the protocol used when there is suspicion of non-specific reactions

SR brucellosis eradication programme

Results 2017 (flocks)

DSAVR	In the program	% Tested	with 1 positive animal	New positives	% with 1 positive animal (prev.)	% new positive (incidence)	Bacteriology positive	Non indemne 31/12/2017	Suspended 31/12/2017
Norte	15318	95.4	329	285	2.25	1.95	19	92	328
Centro	24691	99.7	21	20	0.09	0.08	0	0	303
LVT	6729	92.4	23	17	0.37	0.27	4	13	211
Alentejo	8387	95.6	13	12	0.16	0.15	1	2	259
Algarve	1091	99.1	10	7	0.93	0.65	4	12	33
PT	56 216	97.0	396	341	0.73	0.63	28	119	1 134



2.23%
Non-indemne
or suspended
flocks

SR brucellosis eradication programme

Results 2017

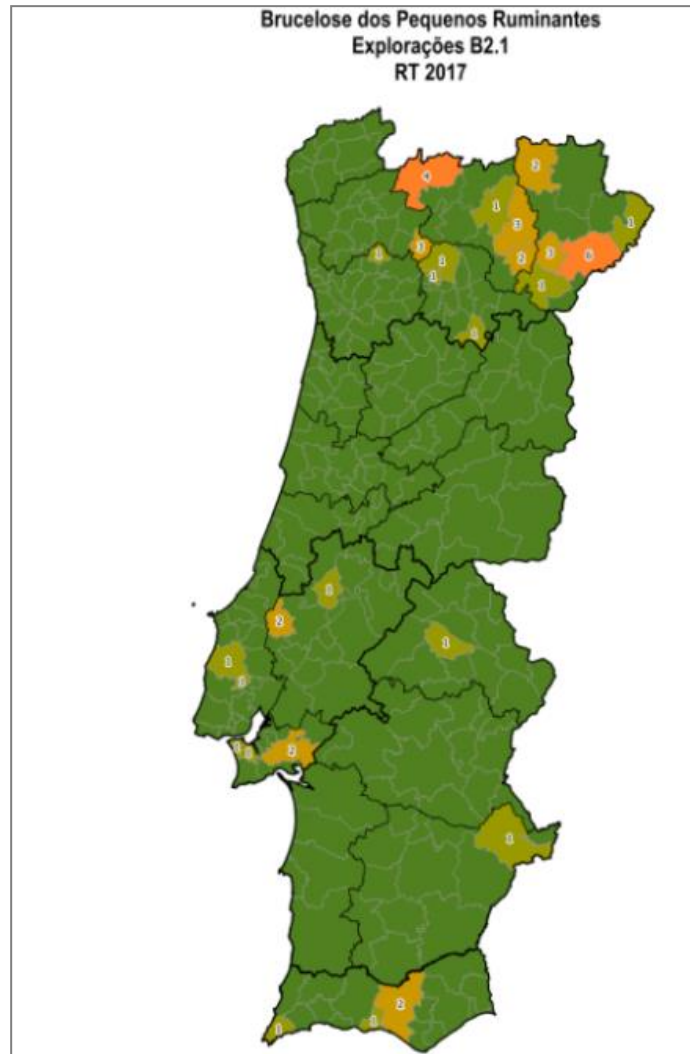

Rev1 Vaccination programme

DSAVR	Vaccinated flocks	Vaccinated animals
Norte	2 500	29 262
Centro	247	4 123
Alentejo	9	204
Algarve	34	562
PT	2 790	34 151

SR brucellosis eradication programme

Results 2017

**Flocks with confirmed
infected status
31 December 2017
- 45 flocks**



SR Brucellosis eradication programme

Challenges and expected targets

- Thorough **epidemiological investigation** of flocks with positive results
- Reinforce **coverage** of programme (small flocks)
- Animal **movement control** (pre-movement testing)
- **Farmers/vets involvement**: monthly meetings in the most affected regions
- **Total slaughter** of infected flocks
- **Protocol** for management of Positive Serological Reactions not related to infection with *B. melitensis*
- Revision of all **diagnostic procedures**, from sample collection to laboratory results

Variation from
2014 to 2017

0.88 → 0.73%
Flock prevalence
17% decrease

0.58 → 0.63%
Flock incidence
8% increase

Targets 2018*
Prev 0.58
Incid 0.43

Human
52 → 16

Foreseen targets → **2018: 0.58%** **2019: 0.4%** **2020: 0.2%** **2021: 0.1%** **2022: 0.05%**
2023: 0.02% **2024: 0%**

Thank You for your attention

