

Food Waste Reduction Roadmap & Food Waste Atlas

Target
Measure
Act



Richard Swannell
Director
WRAP Global

Twitter: @R_Swannell

6th December 2018

**A world in which
resources
are used
sustainably**

WRAP is a not-for-profit organisation working with partners in 20 countries



Drivers



- Mandatory measurement
- Separate collection
- 50% reduction in food loss & waste



THE GLOBAL GOALS
For Sustainable Development

New Developments:


- **UK Roadmap**
- **Food Waste Atlas**



Target. Measure. Act. The Food Waste Reduction Roadmap toolkit

According to the United Nations FAO, around a third of all food produced for human consumption is lost or wasted.

In the UK more than 10 million tonnes of food is wasted from farm to fork, worth over £20 billion a year.





UK food industry commitment to 'Target,
Measure and Act' and the Food Waste Reduction

Roadmap



Target
Measure
Act

Food Waste Reduction Roadmap

Industries:

Production and manufacture

Hospitality and Food Service (HaFS)

Retail

Large business = >250 employees

Food = food and drink

Own operations

Supporting suppliers and consumers

OBAL

Retailers and >50 other large food businesses commit to 'Target, Measure and Act' on food waste, adopting SDG12.3, or setting a target contributing to the SDG12.3

Businesses have adopted common food surplus and waste measurement template and guidelines

Agreement on a consistent way to invite suppliers to implement 'Target, Measure, Act'

Trade bodies agree to encourage and support members to 'Target, Measure, Act', and facilitate reporting

Roadmap launched

Sept 2018

Mar 2019

More businesses are measuring food surplus and waste in their own operations in accordance with adopted guidelines

More businesses have an action plan to reduce food waste in their own operations

Retailers have engaged their suppliers to 'Target, Measure and Act' on food surplus and waste

Whole Chain Food Waste Reduction (FWR) plans are agreed with key suppliers

Retailers and other businesses are engaging consumers to influence their behaviours and reduce their food waste

Sept 2019

More businesses are publicly reporting food surplus and waste in their own operations – as individual companies or via other channels

All large retailers and 50% of other large food businesses have a target and are measuring, reporting and taking action on food waste

Large food businesses are engaging their suppliers to 'Target, Measure and Act' on food surplus and waste

WRAP reporting on progress under C2025

2022

Food waste to sewer is being robustly and routinely quantified, using agreed approach. Re-baselining undertaken, where needed

75% of large food businesses have a target and are measuring, reporting and taking action on food waste

>50 active whole chain FWR plans in place

WRAP reporting on progress under C2025

2026

100% of large food businesses have a target and are measuring, reporting and taking action on food waste

>100 active whole chain FWR plans in place

WRAP reporting on progress under C2025

2030

Businesses have achieved the food waste reduction target for their own operations

All large food businesses taking action to help reduce consumer food waste

Whole chain FWR plans in place with all key suppliers

Report on UK progress vs SDG12.3

wrap



Target
Measure
Act

Industry commitment to Target, Measure, Act – The commitment



Large businesses are asked to commit to:

Target – Set a food waste reduction target for their own UK operations

Measure – Measure in a consistent way, and share what they've learnt

Act – Take action to reduce their own food waste, work in partnership with suppliers and help consumers reduce their food waste



Relationship to other initiatives



- **Champions 12.3**
 - Implementing 'Target, Measure, Act' is entirely consistent with the call for more businesses to be doing this globally, and to be reporting publicly
- **Tesco supplier partnership**
 - The commitment to SDG12.3, 'Target, Measure, Act' and public reporting by the participating Tesco suppliers is consistent with the roadmap
- **FLW Standard**
 - Technical resources have been reviewed by the World Resources Institute to ensure consistency with the Food Loss and Waste Standard
- **Courtauld 2025**
 - Courtauld signatories have committed to help achieve a national target, and to share data with WRAP. WRAP are asking Courtauld signatories to explicitly implement the principles of Target, Measure and Act (if not already done so)
- **EU Circular Economy**
 - Reporting will be aligned with the Food Loss and Waste Standard and EU methodology

Industry commitment to Target, Measure, Act – The commitment



Large businesses are asked to commit to:

Measure – Measure in a consistent way, and share what you’ve learnt

Food Surplus and Waste Data Capture Sheet

PLEASE REFER TO SUPPORTING GUIDANCE TABS FOR DEFINITIONS AND CLARIFICATIONS ON WHAT TO REPORT
Information entered into this sheet will automatically pre-populate the Reporting Template tab, which can be pasted into a Word document if needed

Company Information

Company name	[Text]
Name of person submitting this datasheet	[Text]
Submission date	[Date]

Scope of the Food Surplus and Waste Inventory

Start date of inventory period (12 month period required)	[Date]
End date of inventory period (12 month period required)	[Date]
Material type included:	Food and associated inedible parts included in the inventory
Geography covered:	UK
Business sector / food category covered:	[Text] - e.g. based on company's SIC classification
Lifecycle stage (business operations included):	[Text]
Number of sites / facilities covered:	[Number]
Destinations relevant but not included in the inventory below (e.g. not quantifiable / immaterial)	[Text]
Is packaging weight excluded from the values below?	Please select from drop-down menu
(If reporting on farm-level operations) - are losses of crops not yet ready for harvest excluded from the values below?	Please select from drop-down menu



IGD wrap

Food surplus and waste reporting template

Food surplus and waste inventory report (food waste report):
Common template for UK food and drink businesses

This template supports UK industry principles to Target, Measure and Act on food waste in support of UN Sustainable Development Goal 12.3, and complies with the International Food Loss and Waste Accounting and Reporting Standard (Ifwprotocol.org).

Sector-specific guidance on quantification methods that will help you complete this template is available at [www.wrap.org.uk](#). This template is intended for common use by UK food businesses and is supported by the UK's leading food and drink retailers.

Company name: _____

Name of person completing the report: _____

Date completed: _____

Summary

Reporting period (start date - end date): _____

Overall food waste in tonnes: _____

Food waste as a % of the product and ingredient handled by your organisation*: _____

* this should be tonnes food waste ÷ tonnes (food product sold as intended ÷ food waste ÷ food sent to other destinations). If food tonnes cannot be measured, provide an alternative metric, such as % by value, and explain the method used.

Target Measure Act

Page 1 of 4

The Food Waste Atlas - The world's free online tool bringing global food loss and waste data together

Tracking the world's food loss and waste across the entire food system

The Food Waste Atlas enables countries, cities, companies and other organizations to track food loss and waste, so they can play their part in creating a sustainable food system for all.

Search for food waste: e.g. apples, United States



The Food Waste Atlas

The Food Waste Atlas supports the delivery of UN Sustainable Development Goal 12.3: "By 2030, halve per capita global food waste at the retail and consumer levels and reduce food losses along production and supply chains, including post-harvest losses."



TARGET



MEASURE



ACT

Development Team



- **Idea Developed with: UN Environment, FAO, WBCSD, CGF and EU-Refresh**
- **Funded by: WRAP, WRI and the Walmart Foundation**



One-third of all food produced in the world is lost or wasted between farm and fork

Food loss and waste amounts to economic losses of \$940 billion worldwide per year. If it were a country, food loss and waste would be the third largest emitter after China and the United States.



Reducing this food loss and waste is a triple win

It saves money for farmers, companies, and households; wasting less means feeding more people; and reductions alleviate pressure on climate, water, and land resources.

The Food Waste Atlas allows governments and countries to understand how much, where, and why food loss and waste is occurring so they can measure and manage it, playing their part in creating a sustainable food system.

The Food Loss and Waste Accounting and Reporting Standard

The Food Waste Atlas adheres to the global Food Loss and Waste Accounting and Reporting Standard (known as the FLW Standard). Developed by the Food Loss and Waste Protocol, a multi-stakeholder partnership including WRAP and WRI, the Standard enables countries, companies and other organizations to account for and report in a credible, practical and internationally consistent manner how much food loss and waste is created and identify where it occurs, facilitating efforts to reduce it.

The FLW Standard is used in several significant initiatives focused on measuring and reducing food loss and waste. These include The Consumer Good Forum's Food Waste Resolution, US Food Loss and Waste 2030 Champions, and EU-FUSIONS Quantification Manual.



Contact Us
The Food Waste Atlas

Your email

Your name

Your company

Your message



I'm not a robot



reCAPTCHA
Privacy - Terms

Send

Clear

Play your part in creating a sustainable food system for all. You can use the form to get in touch with us or to enquire about submitting your data.

Tracking the world's food loss and waste across the entire food system

The Food Waste Atlas enables countries, cities, companies and other organizations to track food loss and waste, so they can play their part in creating a sustainable food system for all.

Tesco



The Food Waste Atlas

The Food Waste Atlas supports the delivery of UN Sustainable Development Goal 12.3: "By 2030, halve per capita global food waste at the retail and consumer levels and reduce food losses along production and supply chains, including post-harvest losses."



TARGET

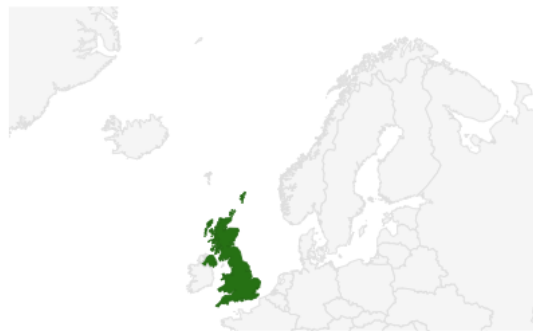


MEASURE



ACT

Geography



Lifecycle Stage




Retail

Source



Tesco: Inventory

Timeframe



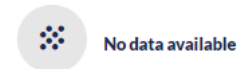
01 Apr 2016 - 31 Mar 2017

Entity Name



Tesco

Food Category

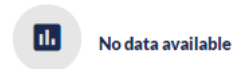


No data available

FLW Data

Food and associated inedible parts
46,684 TonnesFood
No data availableInedible Parts
No data available

Financial Value

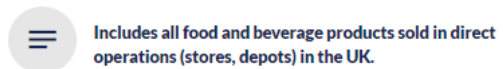


No data available

Destinations

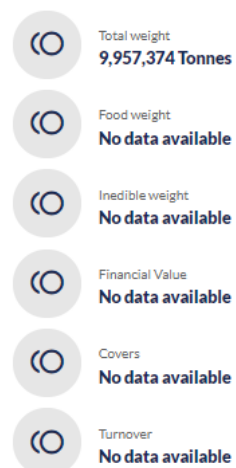
Co/anaerobic digestion Total
16,391 TonnesControlled combustion Total
No data availableDonations Total
5,700 Tonnes

Additional Information



Includes all food and beverage products sold in direct operations (stores, depots) in the UK.

FLW in Context

Total weight
9,957,374 TonnesFood weight
No data availableInedible weight
No data availableFinancial Value
No data availableCovers
No data availableTurnover
No data available

Organization



Tesco

Geography



Lifecycle Stage



Retail

Source



Tesco: Inventory

<https://www.tescopl.com/little-helps-plan/reports-and-polic>

Timeframe



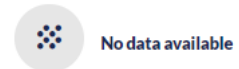
26 Feb 2017 - 24 Feb 2018

Entity Name



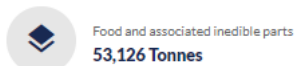
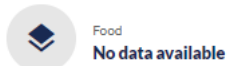
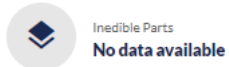
Tesco

Food Category

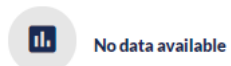


No data available

FLW Data

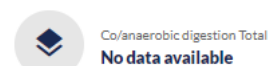
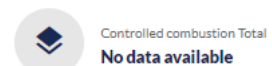
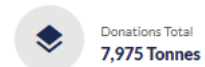
Food and associated inedible parts
53,126 TonnesFood
No data availableInedible Parts
No data available

Financial Value

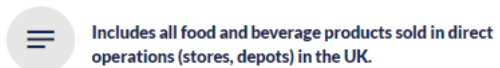


No data available

Destinations

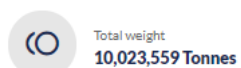
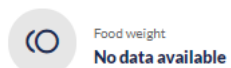
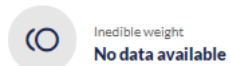
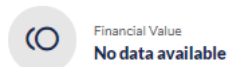
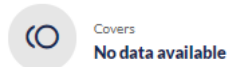
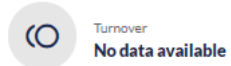
Co/anaerobic digestion Total
No data availableControlled combustion Total
No data availableDonations Total
7,975 Tonnes

Additional Information



Includes all food and beverage products sold in direct operations (stores, depots) in the UK.

FLW in Context

Total weight
10,023,559 TonnesFood weight
No data availableInedible weight
No data availableFinancial Value
No data availableCovers
No data availableTurnover
No data available

Organization



Tesco

Tracking the world's food loss and waste across the entire food system

The Food Waste Atlas enables countries, cities, companies and other organizations to track food loss and waste, so they can play their part in creating a sustainable food system for all.

Netherlands



The Food Waste Atlas

The Food Waste Atlas supports the delivery of UN Sustainable Development Goal 12.3: "By 2030, halve per capita global food waste at the retail and consumer levels and reduce food losses along production and supply chains, including post-harvest losses."



TARGET

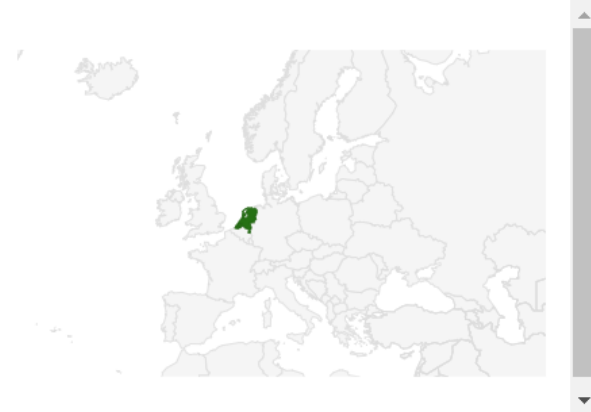


MEASURE



ACT

Geography



Lifecycle Stage



Household

Source



EU-fusions: Estimates of European food waste levels (2016)

<https://www.eu-fusions.org/phocadownload/Publications/Est>

Timeframe



01 Jan 2013 - 31 Dec 2013

FLW Data

Food and associated inedible parts
1,119,199 TonnesFood
No data availableInedible Parts
No data available

Additional Information



This data is for Household waste collected by local authorities/municipalities Population = 16,779,600 Foodwaste (/person/yr) = 66.7 kg The original report sought estimates of food waste for 2013, but also used data from other years (primarily 2012) due to data availability

Entity Name



Netherlands: Inventory

Financial Value

**No data available**

Food Category



All food waste

Destinations

Sewer Total
104,034 Tonnes

FLW in Context

Total weight
No data availableFood weight
No data availableInedible weight
No data availableFinancial Value
No data availableCovers
No data availableTurnover
No data available

Organization

**No data available**



Geography



Lifecycle Stage

Household

Source

-  EU-fusions: Estimates of European food waste levels (2016)
-  <https://www.eu-fusions.org/phocadownload/Publications/Est>

Timeframe

 01 Jan 2013 - 31 Dec 2013

FLW Data

-  Food and associated inedible parts
5,050,000 Tonnes
-  Food
No data available
-  Inedible Parts
No data available


Additional Information

-  This data is for Household waste collected by local authorities/municipalities Population = 80,523,700 Food waste (/person/yr) = 62.7 kg The original report sought estimates of food waste for 2013, but also used data from other years (primarily 2012) due to data availability







Entity Name

 Germany: Inventory


Financial Value

 No data available



FLW in Context

-  Total weight
No data available
-  Food weight
No data available
-  Inedible weight
No data available
-  Financial Value
No data available
-  Covers
No data available
-  Turnover
No data available


Food Category

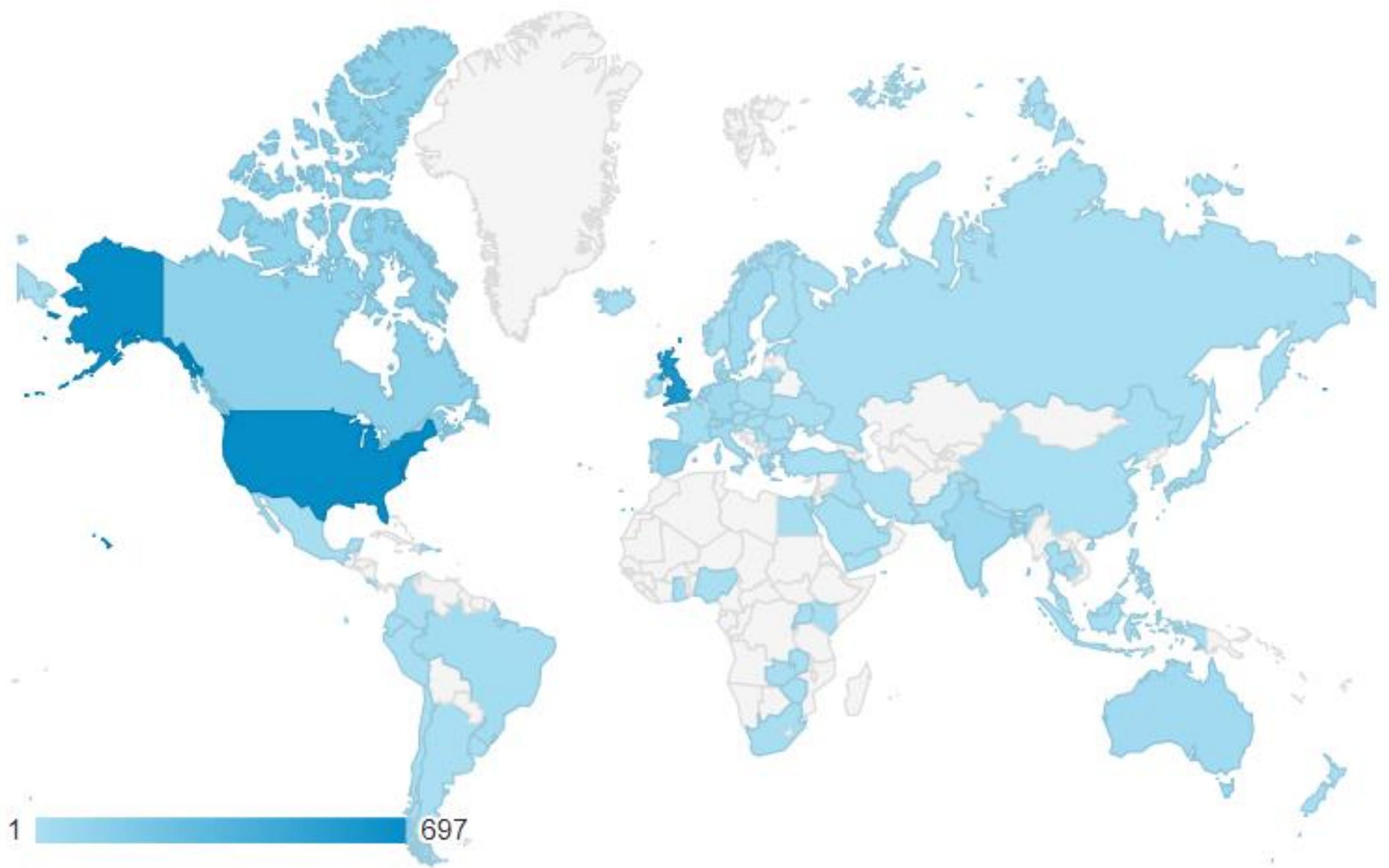
 All food waste

Destinations

-  Sewer Total
940,000 Tonnes
-  Home composting Total
73,000 Tonnes

Organization

 No data available



1 697

The Food Waste Atlas is brought to you by

The logo for WRAP (Waste Resources Action Programme), featuring the word "wrap" in a lowercase, blue, sans-serif font with a stylized blue swoosh under the "p".

WORLD
RESOURCES
INSTITUTE

Funders

The logo for WRAP, featuring the word "wrap" in a lowercase, blue, sans-serif font with a stylized blue swoosh under the "p".

Supporters



Conclusions



- **UK Roadmap designed to help all major food businesses reduce food waste by 50% before 2030**
- **Encourages businesses to report publicly in line with Food Loss & Waste Standard and EU guidance**
- **Food Waste Atlas provides a free database for businesses, academics and Governments to report their data in a common format**
- **Allows public or anonymous reporting & sharing of information to help us all reduce food waste by half.**