

Bovine and Swine Diseases Situation 2015

*Health and
Consumers*

CONTENTS

CHAPTER 1 INTRODUCTION	3
CHAPTER 2 Status of EU Member States, Norway and Switzerland and regions thereof in relation to certain animal diseases	5
2.1 BOVINE TUBERCULOSIS	5
2.2 BOVINE BRUCELLOSIS.....	7
2.3 ENZOOTIC BOVINE LEUKOSIS.....	9
2.4 INFECTIOUS BOVINE RHINOTRACHEITIS	13
2.5 AUJESZKY'S DISEASE.....	15
CHAPTER 3 Details of the occurrence of diseases listed in Annex E (I) to Directive 64/432/EEC and of any other diseases covered by the additional guarantees provided for by Union legislation and of monitoring or eradication programme (not covered by Decision 2014/288/EU) in the territory of the EU Member States, Norway and Switzerland.....	17
3.1 BOVINE TUBERCULOSIS	18
3.2 BOVINE BRUCELLOSIS.....	20
3.3 ENZOOTIC BOVINE LEUKOSIS.....	22
3.4 INFECTIOUS BOVINE RHINOTRACHEITIS	24
3.5 RABIES CASES	26
3.6 CASES OF FOOT-AND-MOUTH DISEASE (FMD), CONTAGIOUS BOVINE PLEUROPNEUMONIA (CBPP), SWINE VESICULAR DISEASE (SVD), CLASSICAL SWINE FEVER (CSF) AND AFRICAN SWINE FEVER (ASF)	28
3.7 CASES OF ANTHRAX (BOVINE AND PORCINE ANIMALS), <i>BRUCELLA SUI</i> S INFECTION AND TRANSMISSIBLE GASTRO-ENTERITIS (PORCINE ANIMALS)	31
3.8 AUJESZKY'S DISEASE	33
3.8.1 EU Member States, Norway and Switzerland or regions thereof free of Aujeszky's disease and where vaccination is prohibited.....	33
3.8.2 EU Member States or regions thereof where approved Aujeszky's disease control programmes are in place.	35
3.8.3 Other EU Member States or regions thereof.	36

CHAPTER 1 INTRODUCTION

Directive 64/432/EEC of 26 June 1964 on animal health problems affecting intra-Community trade in bovine animals and swine¹ provides that a Member State or part of a Member State may be declared officially tuberculosis-free, officially brucellosis-free and officially enzootic-bovine-leukosis-free as regards bovine herds, subject to compliance with certain conditions set out in that Directive.

The lists of regions of Member States declared officially free of bovine tuberculosis, bovine brucellosis and enzootic-bovine-leukosis are set out in Commission Decision 2003/467/EC of 23 June 2003 establishing the official tuberculosis, brucellosis and enzootic-bovine-leukosis-free status of certain Member States and regions of Member States as regards bovine herds².

Article 9 of Directive 64/432/EEC provides that a Member State, which has a compulsory national control programme for one of the contagious diseases listed in Annex E(II) to that Directive, may submit its programme to the Commission for approval. That Article also provides for the definition of the additional guarantees which may be required for trade within the Union.

In addition, Article 10 of Directive 64/432/EEC provides that where a Member State considers that its territory or part thereof is free from one of the diseases listed in Annex E(II) to that Directive, it is to present appropriate supporting documentation to the Commission. That Article also provides for the definition of the additional guarantees which may be required for trade within the Union.

Commission Decision 2004/558/EC of 15 July 2004 implementing Council Directive 64/432/EEC as regards additional guarantees for intra-Community trade in bovine animals relating to infectious bovine rhinotracheitis and the approval of the eradication programmes presented by certain Member States³ approves the programmes for the control and eradication of the infection with the bovine herpesvirus type 1 ('BHV1') presented by the Member States listed in Annex I to that Decision for the regions listed in that Annex, and for which additional guarantees for BHV1 apply in accordance with Article 9 of Directive 64/432/EEC. In addition, Annex II to Decision 2004/558/EC lists the regions of the Member States that are considered free of BHV1 infection and for which additional guarantees apply in accordance with Article 10 of Directive 64/432/EEC.

Commission Decision 2008/185/EC of 21 February 2008 on additional guarantees in intra-Community trade of pigs relating to Aujeszky's disease and criteria to provide information on this disease⁴ contains a list of Member States or regions thereof free of Aujeszky's disease and where vaccination is prohibited in Annex I thereto. Annex II to Decision 2008/185/EC contains a list of Member States or regions thereof where disease control programme for that disease are in place.

The information in Chapter 2 of this Report provides an overview of the status of EU Member States, Norway and Switzerland and regions thereof recognised as officially free from the abovementioned animal diseases at **31/12/2015**.

¹ OJ 121, 29.7.1964, p. 1977/64.

² OJ L 156, 25.6.2003, p. 74.

³ OJ L 249, 23.7.2004, p. 20.

⁴ OJ L 59, 4.3.2008, p. 19.

In accordance with Article 8 of Directive 64/432/EEC, Member States are requested to forward to the Commission, by 31st May each year, details of the occurrence of diseases listed in Annex E(I) to the Directive and of any other diseases covered by the additional guarantees provided for by Union legislation in its territory referred to the year before.

On the basis of this Article, Commission Decision 2003/886/EC of 10 December 2003⁵ laid down the format on which this information must be based. Member States should provide the whole required report. However, those Member States which had an approved co-financed programme for a disease (in the reporting period) or those not free of BHV1 infection or without approved programme for the control and eradication of the infection with BHV1 in place do not have to include information on those diseases and on BHV1 infection.

The information in Chapter 3 of this Report presents a summary of the details of the occurrence of diseases listed in Annex E(I) to Directive 64/432/EEC and of any other diseases covered by the additional guarantees provided for by Union legislation and of monitoring or eradication programme (not covered by Decision 2014/288/EU⁶) provided by the Member States for the year 2015.

In addition, within the framework of the Agreement on the European Economic Area⁷ and the Agreement between the European Community and the Swiss Confederation on trade in Agricultural Products⁸ also Norway and Switzerland provide the abovementioned details which are incorporated in this Report.

⁵ OJ L 332, 19.12.2003, p. 53.

⁶ OJ L 335, 13.12.2008, p. 61.

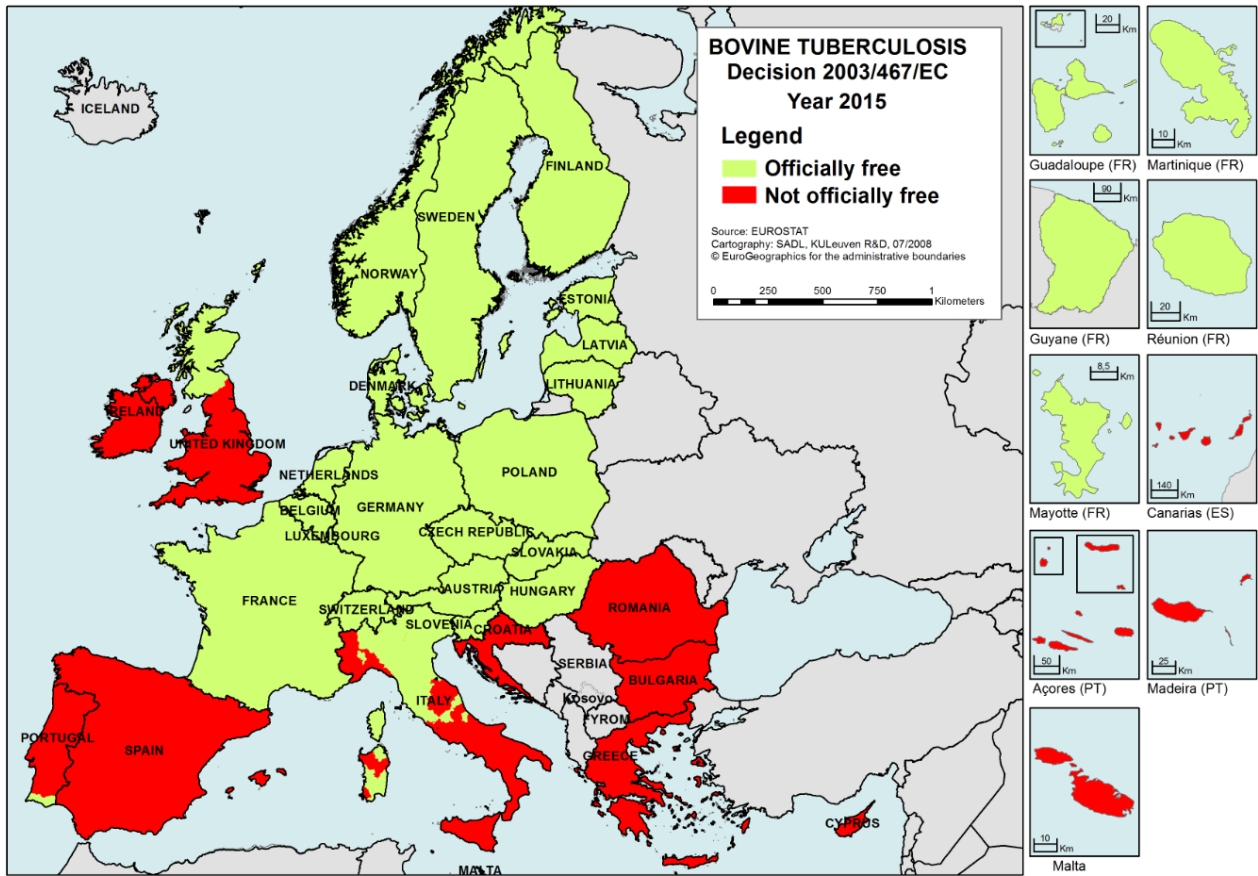
⁷ OJ L 1, 3.1.1994, p. 3.

⁸ OJ L 114, 30.4.2002, p. 132.

CHAPTER 2

Status of EU Member States, Norway and Switzerland and regions thereof in relation to certain animal diseases

2.1 BOVINE TUBERCULOSIS



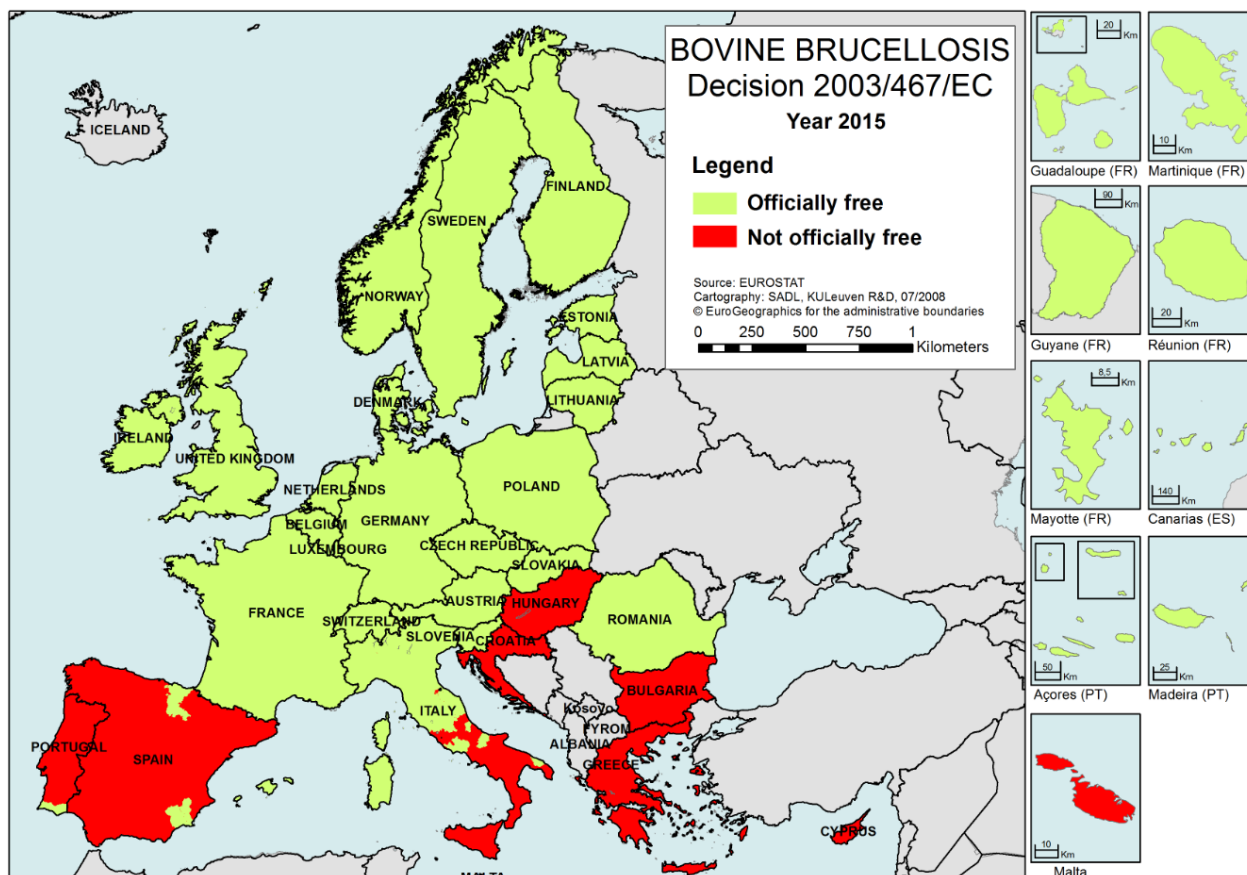
Legal basis:

Commission Decision 2003/467/EC as last amended by Commission Implementing Decision 2015/1784/EU (**newly officially free countries or regions in 2015 mentioned in bold**).
 EFTA Surveillance Authority Decision 67/94/COL replaced by 28/07/COL (Norway) and
 Appendix 2(I)(B)(4) of Annex 11 to the Agreement between the EU and the Swiss Confederation
 on trade in Agricultural Products (Switzerland).

Countries officially free	
Austria	Lithuania
Belgium	Luxembourg
Czech Republic	Netherlands
Denmark	Norway
Estonia	Poland
Finland	Slovakia
France	Slovenia
Germany	Sweden
Hungary	Switzerland
Latvia	

Regions officially free	
Italy	Abruzzo region: province of Pescara
	Province of Bolzano
	Emilia-Romagna region
	Friuli-Venezia Giulia region
	Lazio region: provinces of Rieti, Viterbo
	Lombardia region
	Marche region: provinces of Ascoli Piceno, Fermo
	Piemonte region: provinces of Asti, Biella, Novara, Verbania, Vercelli
	Sardegna region: provinces of Cagliari, Medio-Campidano, Ogliastra, Olbia-Tempio, Oristano
	Toscana region
	Province of Trento
	Veneto region
Portugal	Região Algarve: all distritos
United Kingdom	Scotland

2.2 BOVINE BRUCELLOSIS



Legal basis

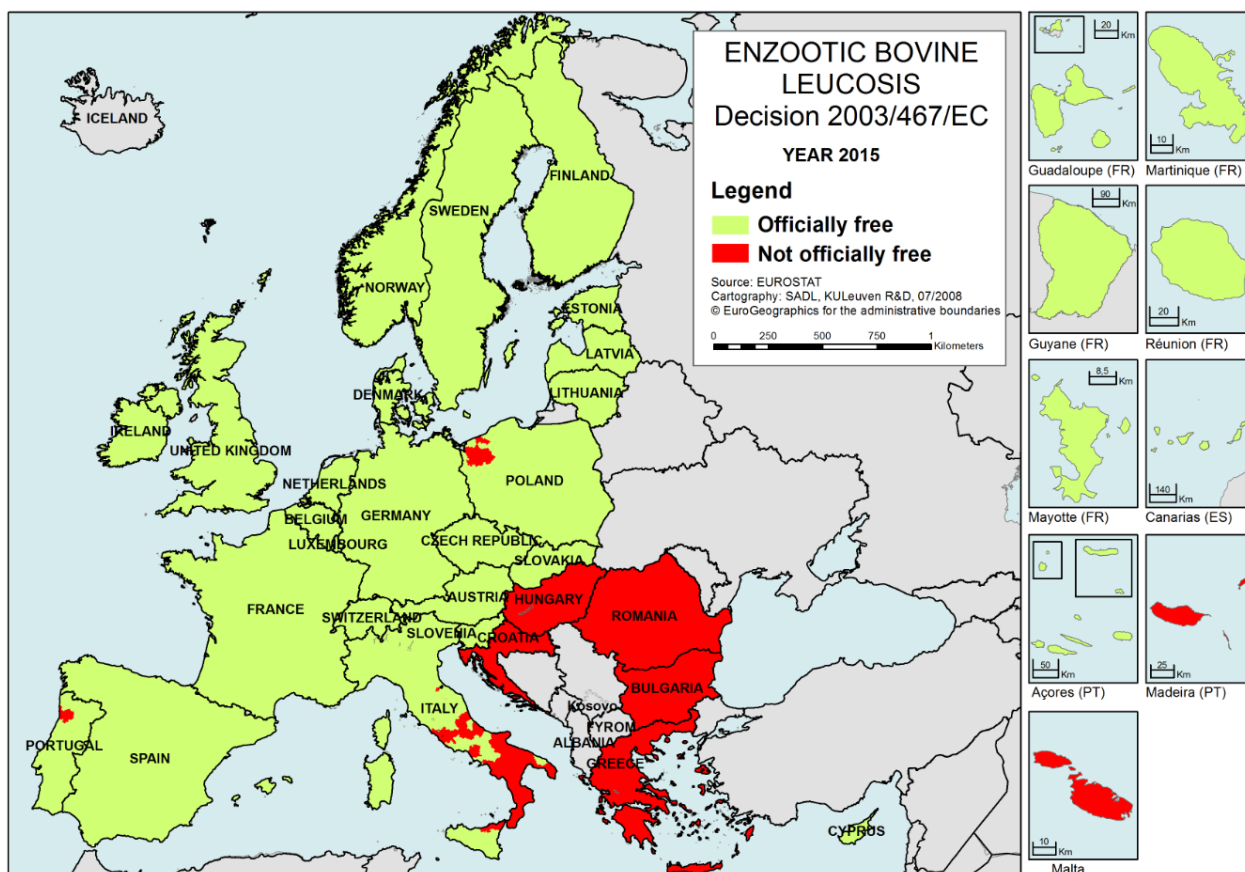
Commission Decision 2003/467/EC as last amended by Commission Implementing Decision 2015/1784/EU (**newly officially free countries or regions in 2015 mentioned in bold**).

EFTA Surveillance Authority Decision 66/94/COL replaced by 28/07/COL (Norway) and Appendix 2(I)(B)(3) of Annex 11 to the Agreement between the EU and the Swiss Confederation on trade in Agricultural Products (Switzerland).

Countries officially free	
Austria	Lithuania
Belgium	Luxembourg
Czech Republic	Netherlands
Denmark	Norway
Estonia	Poland
Finland	Romania
France	Slovakia
Germany	Slovenia
Ireland	Sweden
Latvia	Switzerland

Regions officially free	
Italy	Abruzzo region: province of Pescara
	Province of Bolzano
	Emilia-Romagna region
	Friuli-Venezia Giulia region
	Lazio region: provinces of Frosinone, Latina, Rieti, Viterbo
	Liguria region
	Lombardia region
	Marche region
	Molise region: province of Campobasso
	Piemonte region
	Puglia region: province of Brindisi
	Sardegna region
	Toscana region
	Province of Trento
	Umbria region
Valle d'Aosta region	
Veneto region	
Portugal	Região Algarve: all distritos
	Região Autónoma dos Açores
Spain	Autonomous Region of the Canary Islands
	Autonomous Community of the Balearic Islands
	Autonomous Community of Pais Vasco
	Autonomous Community of Murcia
	Autonomous Community of La Rioja
United Kingdom	Great Britain (England, Scotland, Wales, Northern Ireland)
	Isle of Man

2.3 ENZOOTIC BOVINE LEUCOSIS



Legal basis

Commission Decision 2003/467/EC as last amended by Commission Implementing Decision 2015/1784/EU (**newly officially free countries or regions in 2015 mentioned in bold**).
 EFTA Surveillance Authority Decision 28/07/COL (Norway) and Appendix 2(I)(B)(5) of Annex 11 to the Agreement between the EU and the Swiss Confederation on trade in Agricultural Products (Switzerland).

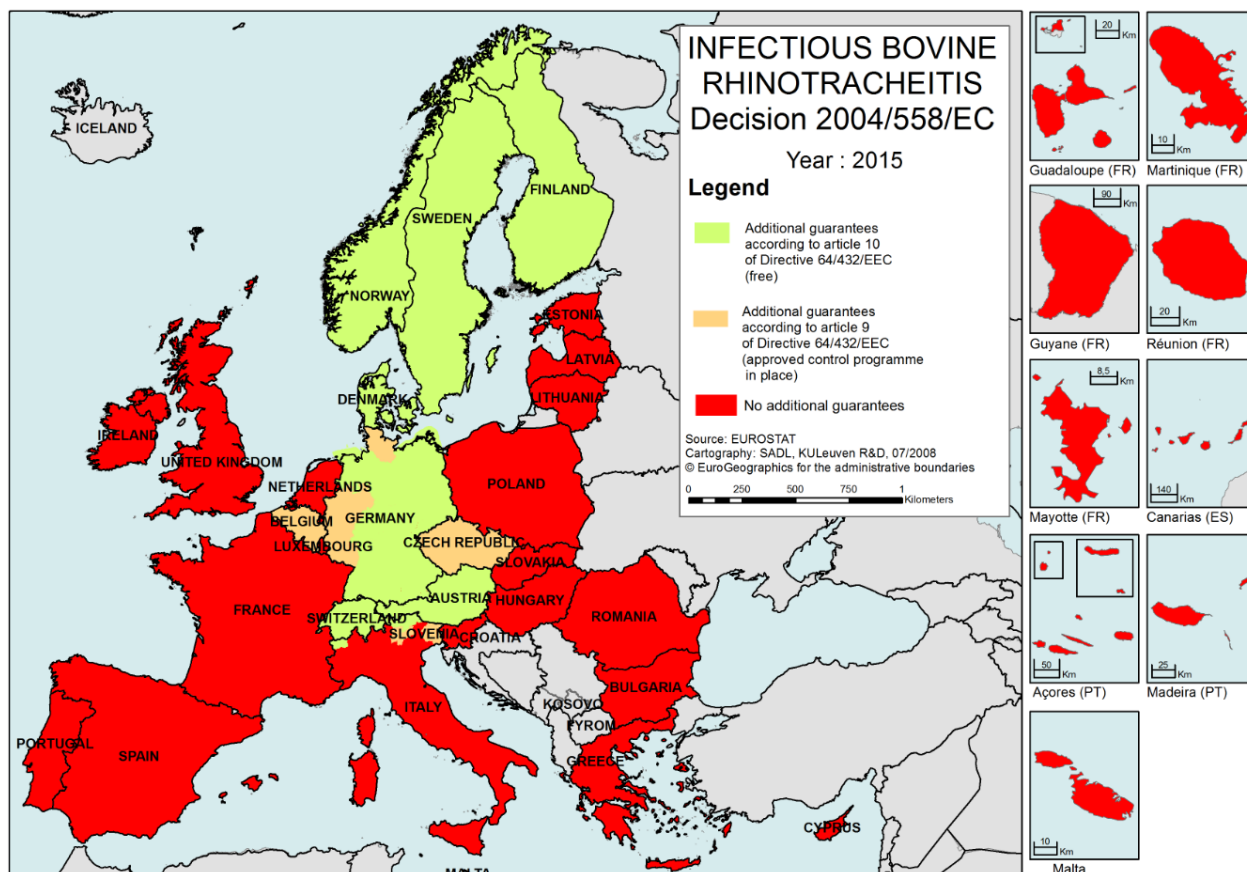
Countries officially free	
Austria	Latvia
Belgium	Lithuania
Cyprus	Luxembourg
Czech Republic	Netherlands
Denmark	Norway
Estonia	Slovakia
Germany	Slovenia
Spain	Sweden
Finland	Switzerland
France	United Kingdom
Ireland	

Regions officially free	
Italy	Abruzzo region: province of Pescara
	Province of Bolzano
	Campania region: provinces of Avellino, Napoli, Benevento
	Emilia-Romagna region
	Friuli-Venezia Giulia region
	Lazio region: provinces of Frosinone, Latina, Rieti, Viterbo
	Liguria region
	Lombardia region
	Marche region
	Molise region
	Piemonte region
	Puglia region: province of Brindisi
	Sardegna region
	Sicilia region: provinces of Agrigento, Caltanissetta, Catania, Enna, Palermo, Ragusa, Siracusa, Trapani
	Toscana region
	Province of Trento
	Umbria region
	Valle d'Aosta region
	Veneto region
Poland	<p>Voivodship dolnośląskie</p> <p>Powiaty: bolesławiecki, dzierzoniowski, glogowski, górowski, jaworski, jeleniogórski, Jelenia Góra, kamiennogórski, kłodzki, legnicki, Legnica, lubański, lubiński, lwówecki, milicki, oleśnicki, oławski, polkowicki, strzeliński, średzki, świdnicki, trzebnicki, wałbrzyski, Wałbrzych, wolowski, wrocławski, Wrocław, ząbkowicki, zgorzelecki, zlotoryjski</p>
	<p>Voivodship lubelskie</p> <p>Powiaty: bialski, Biała Podlaska, biłgorajski, chełmski, Chełm, hrubieszowski, janowski, krasnostawski, kraśnicki, lubartowski, lubelski, Lublin, łączyński, lukowski, opolski, parczewski, puławski, radzyński, rycki, świdnicki, tomaszowski, włodawski, zamojski, Zamość</p>
	<p>Voivodship lubuskie</p> <p>Powiaty: gorzowski, Gorzów Wielkopolski, krośnieńsko-odrzański, międzyrzecki, nowosolski, ślubicki, strzelecko–drezdenecki, sulęciński, świebodziński, Zielona Góra, zielonogórski, żagański, żarski, wschowski.</p>
	<p>Voivodship kujawsko-pomorskie</p> <p>Powiaty: aleksandrowski, brodnicki, bydgoski, Bydgoszcz, chełmiński, golubsko-dobrzyński, grudziądzki, inowrocławski, lipnowski, Grudziądz, mogileński, nakielski, radziejowski, rypiński, sępoleński, świecki, toruński, Toruń, tucholski, wąbrzeski, Włocławek, włocławski, żniński.</p>
	<p>Voivodship łódzkie</p> <p>Powiaty: belchatowski, brzeziński, kutnowski, łaski, łączycki, łowicki, łódzki, Łódź, opoczyński, pabianicki, pajęczański, piotrkowski, Piotrków Trybunalski, poddębicki, radomszczański, rawski, sieradzki, skierniewicki, Skierniewice, tomaszowski, wieluński, wierzuszowski, zduńskowolski, zgierski.</p>
	<p>Voivodship małopolskie</p> <p>Powiaty: brzeski, bocheński, chrzanowski, dąbrowski, gorlicki, krakowski, Kraków, limanowski, miechowski, myślenicki, nowosądecki, nowotarski, Nowy Sącz, oświęcimski, olkuski, proszowicki, suski, tarnowski,</p>

Regions officially free	
	Tarnów, tatrzański, wadowicki, wielicki.
	<p>Voivodship mazowieckie</p> <p>Powiaty: białobrzeski, ciechanowski, garwoliński, grójecki, gostyniński, grodziski, kozienicki, legionowski, lipski, losicki, makowski, miński, mławski, nowodworski, ostrołęcki, Ostrołęka, ostrowski, otwocki, piaseczyński, Plock, plocki, płoński, pruszkowski, przasnyski, przysuski, pultuski, Radom, radomski, Siedlce, siedlecki, sierpecki, sochaczewski, sokołowski, szydlowiecki, Warszawa, warszawski zachodni, węgrowski, wołomiński, wyszkowski, zwolenński, żuromiński, żyrardowski.</p>
	<p>Voivodship opolskie</p> <p>Powiaty: brzeski, głubczycki, kędzierzyńsko-kozielski, kluczborski, krapkowicki, namysłowski, nyski, oleski, opolski, Opole, prudnicki, strzelecki.</p>
	<p>Voivodship podkarpackie</p> <p>Powiaty: bieszczadzki, brzozowski, dębicki, jarosławski, jasielski, kolbuszowski, krośnieński, Krosno, leski, leżajski, lubaczowski, łańcucki, mielecki, niżański, przemyski, Przemyśl, przeworski, ropczycko-sędziszowski, rzeszowski, Rzeszów, sanocki, stalowowolski, strzyżowski, Tarnobrzeg, tarnobrzeski.</p>
	<p>Voivodship podlaskie</p> <p>Powiaty: augustowski, białostocki, Białystok, bielski, grajewski, hajnowski, kolneński, łomżyński, Łomża, moniecki, sejneński, siemiatycki, sokólski, suwalski, Suwałki, wysokomazowiecki, zambrowski.</p>
	<p>Voivodship pomorskie</p> <p>Powiaty: bytowski, chojnicki, człuchowski, Gdańsk, gdański, Gdynia, kartuski, kościerski, kwidzyński, lęborski, malborski, nowodworski, pucki, Słupsk, słupski, Sopot, starogardzki, sztumski, tczewski, wejherowski.</p>
	<p>Voivodship śląskie</p> <p>Powiaty: będziński, bielski, Bielsko-Biała, bieruńsko-lędziński, Bytom, Chorzów, cieszyński, częstochowski, Częstochowa, Dąbrowa Górnicza, gliwicki, Gliwice, Jastrzębie Zdrój, Jaworzno, Katowice, kłobucki, lubliniecki, mikolowski, Myslowice, myszkowski, Piekary Śląskie, pszczyński, raciborski, Ruda Śląska, rybnicki, Rybnik, Siemianowice Śląskie, Sosnowiec, Świętochłowice, tarnogórski, Tychy, wodzisławski, Zabrze, zawierciański, Żory, żywiecki.</p>
	<p>Voivodship świętokrzyskie</p> <p>Powiaty: buski, jędrzejowski, kazimierski, kielecki, Kielce, konecki, opatowski, ostrowiecki, pińczowski, sandomierski, skarżyski, starachowicki, staszowski, włoszczowski.</p>
	<p>Voivodship warmińsko-mazurskie</p> <p>Powiaty: bartoszycki, braniewski, działdowski, Elbląg, elbląski, elcki, giżycki, gołdapski, iławski, kętrzyński, lidzbarski, mrągowski, nidzicki, nowomiejski, olecki, olsztyński, ostródzki, Olsztyn, piski, szczycieński, węgorzewski.</p>
	<p>Voivodship wielkopolskie</p> <p>Powiaty: chodzieski, czarnkowsko-trzcianecki, gnieźnieński, gostyński, grodziski, jarociński, kaliski, Kalisz, kępiński, kolski, koniński, Konin, kościański, krotoszyński, leszczyński, Leszno, międzychodzki, nowotomyski, obornicki, ostrowski, ostrzeszowski, pilski, pleszewski, Poznań, poznański, rawicki, słupecki, szamotulski, średzki, śremski, turecki, wągrowiecki, wolsztyński, wrzesiński, złotowski.</p>

Regions officially free	
	Voivodship zachodniopomorskie Powiaty: gryficki, gryfiński, kamiński, Koszalin, koszaliński, myśliborski, policki, sławieński, Szczecin, szczecinecki, świdwiński Świnoujście.
Portugal	Região Algarve: all distritos;
	Região Alentejo: all distritos
	Região Centro: all distritos
	Região Lisboa e Vale do Tejo: all distritos
	Região Norte: distritos: Braga, Bragança, Viana do Castelo, Vila Real
	Região Autónoma dos Açores
United Kingdom	Isle of Man

2.4 INFECTIOUS BOVINE RHINOTRACHEITIS



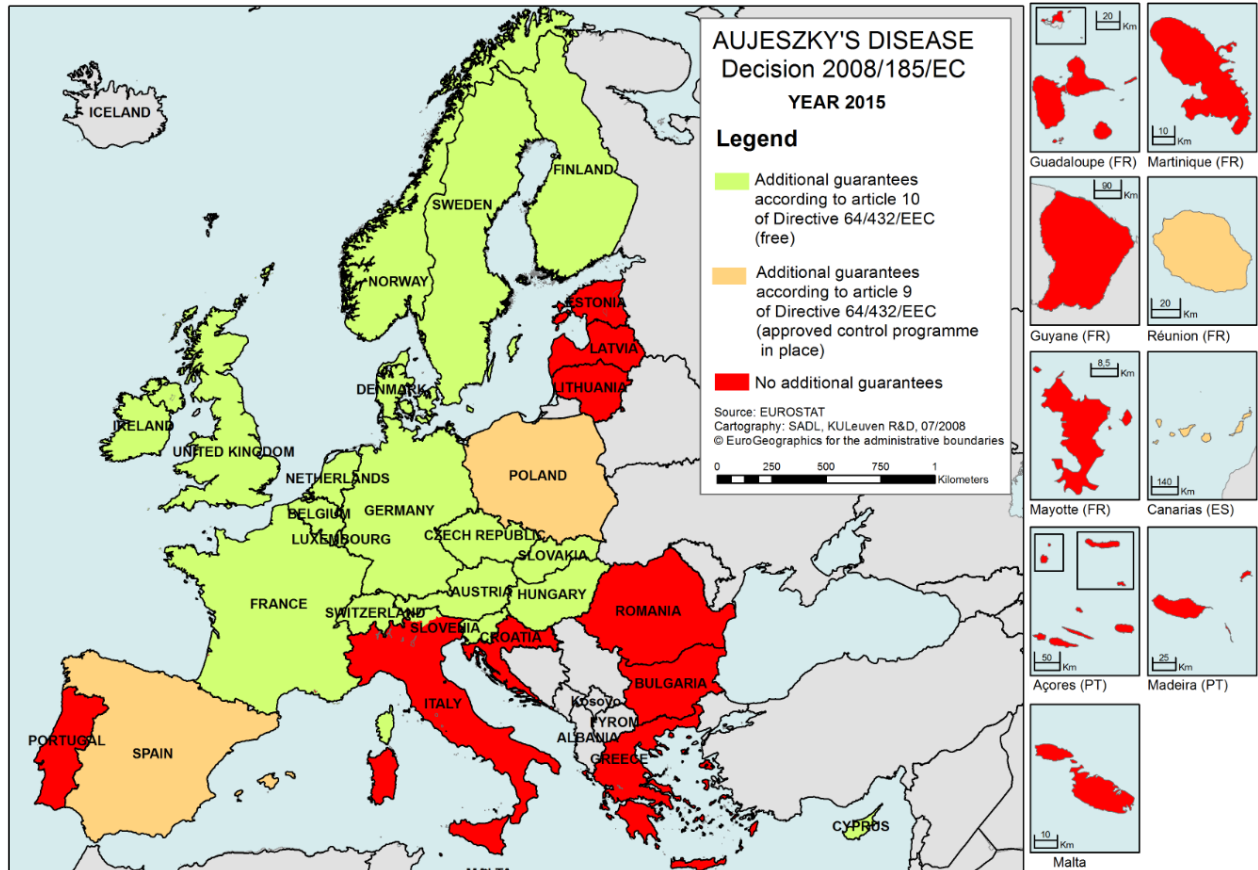
Legal basis

Commission Decision 2004/558/EC as last amended by Commission Decisions 2015/2278/EU (**new countries or regions in 2015 mentioned in bold**). EFTA Surveillance Authority Decision 74/94/COL replaced by 159/10/COL (Norway) and Appendix 2(I)(B)(6) of Annex 11 to the Agreement between the EU and the Swiss Confederation on trade in Agricultural Products

Countries free (additional guarantees according to Article 10 of Directive 64/432/EEC)	
Austria	Norway
Denmark	Sweden
Finland	Switzerland
Regions free (additional guarantees according to Article 10 of Directive 64/432/EEC)	
Germany	The Federal State of Baden-Württemberg , Bavaria, Berlin , Bremen , , Brandenburg , Hesse , Lower Saxony , Mecklenburg-Western Pomerania , Saxony , Saxony-Anhalt and Thuringia
Italy	Province of Bolzano, Valle d'Aosta

Countries with approved eradication programme (additional guarantees according to Article 9 of Directive 64/432/EEC)	
Belgium, Czech Republic	
Regions with approved eradication programme (additional guarantees according to Article 9 of Directive 64/432/EEC)	
Germany	The Federal States of Hamburg, North Rhine-Westphalia, Rhineland-Palatinate, Saarland and Schleswig-Holstein
Italy	The Autonomous Region of Friuli-Venezia Giulia; The Autonomous Province of Trento, The Autonomous Region of Valle d'Aosta

2.5 AUJESZKY'S DISEASE



Legal basis

Commission Decision 2008/185/EC as last amended by Commission Decisions 2015/398/EU of 13 January 2015 as regards the inclusion of Hungary in the list of Member States or regions thereof free of Aujeszky's disease.

EFTA Surveillance Authority Decision 226/96/COL replaced by 160/10/COL (Norway) and Appendix 2(I)(B)(7) of Annex 11 to the Agreement between the EU and the Swiss Confederation on trade in Agricultural Products (Switzerland).

Countries free (additional guarantees according to Article 10 of Directive 64/432/EEC)	
Austria	Luxembourg
Belgium	Netherlands
Cyprus	Norway
Czech Republic	Slovenia
Denmark	Slovakia
Finland	Sweden
Germany	Switzerland
Hungary	United Kingdom
Ireland	

Regions free (additional guarantees according to Article 10 of Directive 64/432/EEC)	
France	The departments of Ain, Aisne, Allier, Alpes-de-Haute-Provence, Alpes-Maritimes, Ardèche, Ardennes, Ariège, Aube, Aude, Aveyron, Bas-Rhin, Bouches-du-Rhône, Calvados, Cantal, Charente, Charente-Maritime, Cher, Corrèze, Côte-d'Or, Côtes-d'Armor, Creuse, Deux-Sèvres, Dordogne, Doubs, Drôme, Essonne, Eure, Eure-et-Loir, Finistère, Gard, Gers, Gironde, Hautes-Alpes, Hauts-de-Seine, Haute Garonne, Haute-Loire, Haute-Marne, Hautes-Pyrénées, Haut-Rhin, Haute-Saône, Haute-Savoie, Haute-Vienne, Hérault, Indre, Ille-et-Vilaine, Indre-et-Loire, Isère, Jura, Landes, Loire, Loire-Atlantique, Loir-et-Cher, Loiret, Lot, Lot-et-Garonne, Lozère, Maine-et-Loire, Manche, Marne, Mayenne, Meurthe-et-Moselle, Meuse, Morbihan, Moselle, Nièvre, Nord, Oise, Orne, Paris, Pas-de-Calais, Pyrénées-Atlantiques, Pyrénées-Orientales, Puy-de-Dôme, Réunion, Rhône, Sarthe, Saône-et-Loire, Savoie, Seine-et-Marne, Seine-Maritime, Seine-Saint-Denis, Somme, Tarn, Tarn-et-Garonne, Territoire de Belfort, Val-de-Marne, Val-d'Oise, Var, Vaucluse, Vendée, Vienne, Vosges, Yonne, Yvelines
Italy	Province of Bolzano
Countries with approved eradication programme (additional guarantees according to Article 9 of Directive 64/432/EEC)	
Spain	
Poland	
Regions with approved eradication programme (additional guarantees according to Article 9 of Directive 64/432/EEC)	
/	/

CHAPTER 3

Details of the occurrence of diseases listed in Annex E (I) to Directive 64/432/EEC and of any other diseases covered by the additional guarantees provided for by Union legislation and of monitoring or eradication programme (not covered by Decision 2008/940/EC) in the territory of the EU Member States, Norway and Switzerland

3.1 BOVINE TUBERCULOSIS

MS or region (¹)	Total number of existing bovine		Officially free herds		Infected herds		Routine tuberculin testing		Number of tuberculin tests carried out before the introduction into the herds [Annex A(I)(2)(c) 3 rd indent(1) of Directive 64/432/EEC]	Number of animals with suspicious lesions of tuberculosis examined and submitted to histopathological and bacteriological examinations	Number of animals detected positive in bacteriological examination
	Herds	Animals	Number of herds	%	Number of herds	%	Interval between routine tuberculin tests (²)	Number of animals tested			
AT*	63,476	1,965,618	63,472	99,9937	4	0,0063	a) und g)	42,762	26	46	5
BE*	29,315	2,640,941	29,312	99,99	3	0,01	a) und g)	0	303,377	438	10
BG	71,850	610,614	71,837	99,98	13	0,02	(b)	533,352	220	161	69
CH	36,738	1,554,319	36,738	100	0	0	(g)*	96**	155***	10	0
CY	313	56,770	276	88,18	0	0	(b) and (c)	23,992	0	0	0
CZ	20,739	1,391,351	20,739	100	0	0	(g)*	76,524	76,524	0	0
DE*	159,132	12,812,577	159,121	99,993	11	0,007	(a), (b) and (g)*	1,298	2,515	237**	34***
DK*	18,435	1,559,377	18,435	100	0	0	(g)*	1,680	0	1	0
EE	3,707	256,135	3,707	100	0	0	(f)	32,391	456	0	0
EL*	21,998	694,459	7,320	33,28	187	0,85	(b)	173,818	.*	46	30
ES*											
FI*	12,731	914,886	12,731	100	0	0	(a)	315*	0	4	0
FR*	207 808	19 324 488	207 511	99,86%	102	0,05%	(a), (b), (c), (d), (e), (f)*	713 309	156 169	525	27
UK(E,W,NI)											
UK(SC)*	13,176 ^a	1,713,027 ^b	13,174 ^a	99,98 ^a	2 ^c	0,02 ^c	(f) and/or (g)**	265,800 ^d	2,320 ^e	11 ^f	5 ^g
UK (G)	59	3,239	0	0	0	0	(g)	522	0	0	0
UK(IoM)*	280	30,935	280	100	0	0	(c)	5,865	0	0	0
HR*	32,753	431,696	32,725	99,91	6	0,018	(b)	305,734	0	13	11*
HU*	16,243	932,302	16,227	99,90	0	0	(b)	795,070	96,836	116	0
IE*											
IT*	49467	2947536	49460	99,99	3	0,01	(a), (b), (c), (d),(f)	1130283	8633	53	6
LT*	64,771	716,884	64,771	100	0	0	(b)	348,506	17,971	94,650*	0
LU	1,311	201,048	1,311	100	0	0	(a)	0	0	2	0
LV	26,286	419,084	26,286	100	0	0	(a)	0	0	0	0
MT*	99	13400	99	100	0	0	(b)	12337	0	0	0
NL	41,378	4,139,947	41,378	100	0	0	(a)	-	-	0	0
NO	14,063	846,948	14,063	100	0	0	(a)	2	0	0	0
PL*	526,033	6,416,695	526,001*	99,99	28	0,0053	(g)	1,335,332	212	247	185
PT*	289	8,890	289	100	0	0	(f)	1,727	0	0	0
RO	600,937	2,313,367	600,901	99,99	36	0,01	(b)	2,078,457	0	460	241
SE*	17,466	1,475,525	17,466	100	0	0	(g)	275*	-	44**	0
SI*	33,077	482,951	33,076	99,99	1	0,003	(d)	121,420	0	6	3
SK*	8,983	476,310	8,983	100	0	0	(g)*	52,725	0	0	0

MS or region (1)	Total number of existing bovine		Officially free herds		Infected herds		Routine tuberculin testing		Number of tuberculin tests carried out before the introduction into the herds [Annex A(I)(2)(c) 3 ^o indent(1) of Directive 64/432/EEC]	Number of animals with suspicious lesions of tuberculosis examined and submitted to histopathological and bacteriological examinations	Number of animals detected positive in bacteriological examination
	Herds	Animals	Number of herds	%	Number of herds	%	Interval between routine tuberculin tests (2)	Number of animals tested			

(1) Detailed regional information is required, unless the officially free status has been granted to the whole territory of the Member State.

(2) a) No routine tests, b) Tests once a year, c) Tests each 2 years, d) Tests each 3 years, e) Tests each 3 years concerning 24 months aged animals, f) Tests each 4 years, g) Tests each 5 years (or give details if other)

Additional information:

AT: * 4 herds and 5 animals positive for *M. caprae*. Measures applied like in case of *M. bovis*.

BE: * intensive testing by tracing-back and tracing-on in case of a suspected or an infected herd or follow up testing of infected herds or contact herds. Number of animals tested in that framework: 189.593.

CH: * No routine tuberculin testing, but follow-up testing after the cases in 2013/2014 ** Testing of animals in contact herds of the outbreaks in 2013/2014 *** summering cows AT

CZ: * Single tuberculin test on:

- all imported females (except animals for slaughter) and breeding bulls from third countries older than 6 weeks of age.
- all removed females (except animals for slaughter) older than 6 weeks and breeding bulls older than 6 weeks of age from Member States which have not the officially TB free status.
- all breeding bulls
- females older than 24 months

DE: * (g) – contact animals

** as regards the Federal State BY: The tested animals were tested because of the result of a tuberculosis test or because of a result of an examination in a slaughterhouse (so not by random but caused by an event) and showed just partially pathological anatomical modifications. Those animals were firstly tested bio-molecularly and just by unclear or PCR positive result were tested bacteriologically through cultivation. A differentiation as "animals with tuberculosis lesions, which will be tested histopathologically and bacteriologically as well" is at that time not possible.

-as regards the Federal State MV: From 07/08/2015 the holding is free of TB again.

*** 26 *M. caprae*, 8 *M. bovis*

DK: * Bulls at semen collection centres are subjects to tuberculin test in accordance with the provisions of Council Directive 88/407/EEC. Furthermore, some bovine animals are tested before export.

EL: * Data from 5 regional units are not included in the report as they were not available when the report was finalised.

ES: * Decision 2014/288/EU (reporting as provided for co-financed eradication programmes)

FI: * 315 intradermal tuberculin tests were done on bulls standing at the semen collection centres or new bulls introduced to the centres.

FR: * officially free herds at the 31/12/2014 including 68 herds suspended on 31/12/2014 and whose suspension was removed on 1 January and 1 February 2015 because not infected; ** (a) 46 départements, (b) 4 départements, (c) 4 départements, (d) 11 départements, (e) 6 départements, (g) 25 départements with tests rhythm adapted to local epidemiological situation. *** These numbers relate to the findings at slaughterhouse on animals from qualified herds. Examination of cattle from suspected herds or within epidemiological link, has led to detection of lesions in 157 cattle out of 2743 slaughtered, amongst which 102 were confirmed infected, including 9 animals without lesions that was confirmed infected with systematic analysis of samples. In infected herds, where partial stamping out was carried out, inspection of 2309 cattle slaughtered led to identify 62 cattle with lesions, amongst which 48 were confirmed by culture. In herds where total stamping out was carried out the identification of lesions in 136 cattle out of 3643 slaughtered.

LT: * tested after slaughter

MT: * The test is performed on animals over 42 days old. The number of tests performed is 14,546.

The bovine population present in the Maltese islands is composed by 15,436 animals in 271 farms divided as indicated hereunder:

-99 dairy farms with 13,400 animals

-172 farms of fattening animals with 2,39 animals. Within this category there are 83 farms which hold few females animals (n. 587 females) with 1,202 animals in total.

No movements are allowed from farms for fattening to dairy farms. 3,939 animals have been slaughtered during 2015. A post mortem examination is carried out on all the animals slaughtered.

UK (England, Wales & Northern Ireland): Decision 2014/288/EU (reporting as provided for co-financed eradication programmes)

UK (Scotland): *

- (a) Number of herds as at 31 December 2015
- (b) Bovine animal number sourced from Cattle Tracing System
- (c) Number of infected herds (OTF status withdrawn) of indigenous origin.
- (d) All tuberculin skin tests and interferon-gamma blood tests done on individual animals.
- (e) Number of cattle required to receive a negative pre-movement test before leaving England / Wales and arrival in Scotland (does not include imported cattle)
- (f) Carcasses investigated after disclosure of suspect TB lesions at routine slaughter of cattle from OTF herds (ie test reactors excluded)
- (g) Cattle carcasses with suspect TB lesions at routine slaughter from which *Mycobacterium bovis* was isolated. Excludes tuberculin and gamma-interferon test reactors

** (g) Scotland has OTF status and implements a risk-based routine surveillance testing strategy which exempts herds that qualify as "low risk" from routine four yearly testing, according to an algorithm published on the Scottish Government website. In 2015, 1,815 OTF herds were routinely skin tested and a further 1,259 OTF herds were exempted from routine testing as "low risk".

UK (G): The Bailiwick of Guernsey. - Each herd is tested every 4 years. Regionally one quarter of the Bailiwick herds are tested annually.

(IoM): * Isle of Man

HR: * all 11 *M. caprae*.

HU: * It means the number of animals sent to slaughter for diagnostic reasons. Samples from these animals were sent to NRL for histopathological and bacteriological examinations.

IE: * Decision 2014/288/EU (reporting as provided for co-financed eradication programmes)

IT: * Data provided for free regions: Abruzzo (Pescara), Bolzano, Emilia Romagna, Friuli Venezia Giulia, Lazio (Rieti, Viterbo), Lombardia, Marche (Ascoli Piceno, Fermo), Piemonte (Asti, Biella, Novara, Verbano-Cusio-Ossola, Vercelli), Sardegna (Cagliari, Medio-Campidano, Ogliastra, Olbia-Tempio, Oristano), Toscana; Trento, Veneto; -- Other regions: Decision 2014/288/EU (reporting as provided for co-financed eradication programmes)

PL: * 3 herds suspended, 1 herd without DVO decision as 31 December 2015

PT: * Only for Algarve region (other regions : Decision 2014/288/EU (reporting as provided for co-financed eradication programmes)

SE: * 235 tests at semen collection centres have been performed in accordance with Council Directive 88/407/EEC; 28 animals of different species were tested in connection with exports; 2 bovine animals, 4 camelids, 2 lama and 4 alpaca in connection with circus activity

** lesions detected at slaughter : 30 pigs, 4 cattle, 2 sheep. Clinical suspicions or lesions at necropsy: 1 deer, 4 dogs, 3 cats.

SI: * Typical TB changes were detected during post mortem examination of 3 fatteners from the same holding at slaughterhouse. Samples were sent to NVI for further diagnostics. *Mycobacterium caprae* was determined in all three cases. At the holding of origin only animals for fattening are kept, in total 22 fatteners, aged 9 to 23 months. The holding was placed under official control. Comparative TB tests were performed on all animals present on the holding. Based on the positive or inconclusive test results, 11 animals out of 19 were culled.

OTF status of the herd was withdrawn until conditions in line with Point 3B Annex A of Council Directive 64/432/EEC are fulfilled.

SK: * (g) tests each 5 years

3.2 BOVINE BRUCELLOSIS

MS or region ⁽¹⁾	Total number of existing bovine		Officially free herds		Infected herds		Surveillance ⁽²⁾						Investigations of suspect cases								
			Number of herds	%	Number of herds	%	Serological tests			Examination of bulk milk samples			Information on abortions			Epidemiological investigation					
	Herds	Animals					Number of bovine herds tested	Number of animals tested	Number of infected herds	Number of bovine herds tested	Number of animals or pools tested	Number of infected herds	Number of notified abortions whatever cause	Number of abortions due to <i>brucella</i> infection	Number of isolations of <i>Brucella abortus</i>	Number of animals tested with serological blood tests	Number of suspended herds	Number of positive animals		Number of animals examined microbiologically	Number of animals positive microbiologically
																Serologically	B.S.T				
AT	63,476	1,965,618	63,476	100	0	0	1329	11,753	0	1,345	1,345	0	344	0	0	517	11	0	0	165	0
BE	29,315	2,640,941	29,315	100	0	0	12,498	44,560	0	7,969	16,908	0	1,884	0	0	107	12	16	0	7	0
BG*	71,850	610,614	71,850	100	0	0	71,850	395,334	0	0	0	0	19	0	0	19	0	0	0	0	0
CH	36,738	1,554,319	36,738	100	0	0	0	0	0	0	0	4,072	0	0	4,072	0	0	0	0	0	0
CY	312	41364	311	99,68	0	0	167	3,014	0	215	19,648	0	10	0	0	0	0	0	0	0	0
CZ	20,739	1,391,351	20,739	100	0	0	4,658	83,092	0	0	0	0	4,145	0	0	4,145	0	0	0	1	0
DE	159,132	12,812,577	159,129	99,99	0	0	23,187	893,571	0	33,258	60,077	0	2,338	0	0	6,202	37	13	0	746	0
DK*	18,435	1,559,377	18,435	100	0	0	-	1,650*	0	0	0	0	0	0	0**	4	0	0	0	0	0
EE*	3,707	256,135	3,707	100	0	0	608*	7,037	0	608*	12,579	0	975	0	0	0	0	0	0	0	0
EL*	14,162	346,588	5,730	40,46	199	1,41	4,130	68,373	221	4,130	0	221	-	-	-	68,373	4,234	2,228	-	-	-
ES*	7,991	290,928	7,991	100	0	0,00	5,363	100,621	0	407	21,799	0	47	0	0	0	0	0	0	0	0
FI*	12,731	914,886	12,731	100	0	0	8	517	0	819	819	0	117	0	0	0	0	0	0	0	0
FR*	207,808	19,324,488	207,694	99,94	0	0	113,325	1,398,593	0	58,306	75,516	0	62,076	0	0	62,881	135	45	10	28	0
UK(GB)	71,953	8,294,552	71,953	100	0	0	1,052	14,560	0	9,096	38,895	0	4,870	0	0	0	0	0	0	2,761	0
UK (G)	59	618	0	0	0	0	9	31	0	19	1,582	0	11*	0	0	0	0	0	0	0	0
UK(IoM)	280	30,935	280	100	0	0	28	533	0	33	4,395	0	21	0	0	21	0	0	0	0	0
UK(NI)*																					
HR*	32,753	431,696	33,693	99,81	0	0	27,306	227,366	0	0	0	0	727	0	0	0	60	23	0	271*	0
HU*	16,243	932,302	16,215	99,83	0	0	12,338	402,358	0	130	7,608	0	958	0	0	0	0	0	0	0	0
IE*	105,945	6,328,229	105,945	100	0	0	-	652,971	0	-	-	-	-	-	-	652,971	-	6,129	-	1	
IT*	63989	2687331	63989	100	0	0	18169	457669	0	14890	588313	0	710	0	0	2144	69	21	0	67	0
LT	64,771	716,884	64,771	100	0	0	16,002	61,857	0	3,617	73,908	0	11	0	0	9	0	0	0	0	0
LU	1,311	201,048	1,311	100	0	0	54	283	0	707	707	0	74	0	0	268	12	0	0	2	0
LV	26,286	419,084	26,286	100	0	0	7,082	36,857	0	880	33,989	0	799	0	0	0	0	0	0	0	0
MT*	182	14,402	182	100	0	0	182	12,793	0	99	315**	0	0	0	0	0	0	0	0	0	0
NL	41,378	4,139,947	41,378	100	0	0	0	0	0	0	0	0	11,770	0	0	11,770	27	27	0	8	0
NO	14,063	846,948	14,063	100	0	0	5	10	0	46	103	0	475	0	0	0	0	0	0	0	0
PL*	526,033	6,416,695	526,028*	99,99	0	0	72,331	618,501	0	0	0	0	117	0	0	470	115	29	0	73	0
PT*	2,600	69,930	2,600	100	0	0	772	10,146	0	116	1,970	0	8	0	0	33	0	1	0	1	0
RO	600,937	2,313,367	600,937	100	0	0	600,481	1,281,289	0	456	66,698	0	18	0	0	5	5	5	0	3	0
SE*	17,466	1,475,525	17,466	100	0	0	0	0	0	0	0	0	0	0	0	0	0	0	0	29*	0
SI	33,077	482,951	33,077	100	0	0	4,462	37,757	0	0	0	0	2	0	0	0	0	0	0	0	0
SK	8,983	476,310	8,983	100	0	0	1,268	51,319	0	0	0	0	1,513	0	0	1,930	0	0	0	425	0

① Detailed regional information is required, unless the officially free status has been granted to the whole territory of the Member State.

② Please give details

BG * In Bulgaria for 2015 only animals above 24 months were tested

DE * As regards the Federal State Saxony in 3 holdings no testing for brucellosis were carried out. For that reason the 'free' status of those 3 holdings was suspended.

DK:*Bulls at semen collection centres are subjects to serological test for bovine brucellosis in accordance with Council Directive 88/407/EEC. Furthermore, some bovine animals are tested before export.

**In 2015 a number of 75 abortions were tested for brucellosis. None were due to suspicion and all were tested negative.

EE: *Total number of herds tested (as in many cases from the same herd both serological and bulk milk samples are taken).

EL: *Data from 5 units are not included in the report as they were not available when the report was finalised.

ES: *Only the Autonomous Region of the Canary Islands, Autonomous Community of the Balearic Islands, Autonomous Community of Pais Vasco, Autonomous Community of Murcia, and Autonomous Community of La Rioja; other regions: Decision 2014/288/EU (reporting as provided for co-financed eradication programmes)

FI: *Abortions in cattle are as such not notifiable in Finland, if there is no reason to suspect a notifiable disease. The number indicates the number of abortions, from which samples were submitted to the laboratory on a voluntary basis to clarify the reason for the abortion, and where a *Brucella*-examination was carried out among other examinations.

FR*: Number of animals tested with serological blood tests: aborted females (62,076 females) and suspected animals detected by serology under APMS (805 animals)

UK (G): The Bailiwick of Guernsey. *All incidents of bovine abortion must be reported and all are investigated.

UK(IoM): Isle of Man

UK(NI): Decision 2014/288/EU (reporting as provided for co-financed eradication programmes)

HR: * includes microbiological examination of aborted material. All serologically positive animals were tested with BST with negative results.

HU: * Investigation of the reported abortion + serological investigation of all cattle over 24 months of age in every year.

IE: * Not collated. Decision 2014/288/EU (reporting as provided for co-financed eradication programmes)

IT :* Data provided for free regions: (Abruzzo (Pescara), Bolzano, Emilia-Romagna, Friuli Venezia Giulia, Lazio (Frosinone, Latina, Rieti, Viterbo), Liguria, Lombardia, Marche, Molise (Campobasso), Piemonte, Puglia (Brindisi), Sardegna, Toscana, Trento, Umbria, Valle d'Aosta, Veneto); Other regions: Decision 2014/288/EU (reporting as provided for co-financed eradication programmes).

MT: * According to the national BR control programme the breeding animals are tested every 6 months. The test is performed on animals over 12 months old (on farm and at the slaughterhouse). The number of tests performed is 28008.

The bovine population present in the Maltese islands is composed by 15436 animals in 271 farms divided as indicated hereunder:

-99 dairy farms with 13400 animals.

- 182 farms under programme with 14402 (dairy + fattening farm with females).

-172 farms of fattening animals with 2.036 animals. Within this category there are 83 farms which hold few females animals (n. 587 females) with 1202 animals in total.

No movements are allowed from farms for fattening to dairy farms. 3,939 animals have been slaughtered during 2015.

** pools

PL: *4 herds suspended, 1 herds without DVO decision as 31 December 2015; empty herds and herds with animals under 24 months of age – 43,390

PT: * only for Algarve region and for Azores Islands of Corvo, Faial, Flores, Graciosa, Pico and St. Maria; other regions . Decision 2014/288/EU (reporting as provided for co-financed eradication programmes).

SE: *the surveillance is based on aborted foetus, 29 bovines.

④ Detailed regional information is required, unless the officially free status has been granted to the whole territory of the Member State.

⑤ Please give details

BE: Surveillance carried out at random selection of bovine herds and bovine animals. No suspected tumours were detected and sent for laboratory examination in 2015.

BG: All animals over 12 months are tested in farms, which produce milk in compliance with EU requirements.

CY: * milk pools.

DE: * as regards the Federal State Saxony in 3 holdings no testing for leucosis were carried out. For that reason the 'free' status of those 3 holdings was suspended

As regards the federal State Bayern in 9 cases: histological diagnosis "lymphatic Leucosis", 1 adenocarcinoma, 1 lymphatic hyperplasia.

EE: *total number of herds tested (as in many cases from the same herd both serological and bulk milk samples are taken).

EL: * data from not all units are included in the report as they were not available when the report was finalised.

FI: *12% of all dairy herds (total number of dairy herds was 7,893) were screened for EBL by using bulk milk samples. In addition 631 blood samples from A.I. bulls and their herds of origin were tested with negative results in 2015.

** - pools

FR: *99,99% = 207 783 herds

GR: * data from not all units are included in the report as they were not available when the report was finalised.

HU: Current Hungarian rule= Investigation of all cattle over 24 months of age in every third year;

IT Data not provided for free regions: Abruzzo (Pescara), Bolzano, Campania (Avellino, Benevento, Napoli), Emilia-Romagna, Friuli Venezia Giulia, Lazio (Frosinone, Latina, Rieti, Viterbo), Liguria, Lombardia, Marche, Molise, Piemonte, Puglia (Brindisi),

Sardegna, Sicilia (Agrigento, Caltanissetta, Catania, Enna, Palermo, Ragusa, Siracusa, Trapani), Toscana, Trento, Umbria, Valle d'Aosta, Veneto; other regions: Decision 2014/288/EU (reporting as provided for co-financed eradication programmes).

MT: The test is performed on animals over 12 months old. The number of tests performed is 10,124 on dairy farms and some fattening farm with eligible bovines.

*Data uncompleted (few samples have to be processed)

The bovine population present in the Maltese islands is composed by 15436 animals in 271 farms divided as indicated hereunder:

-99 dairy farms with 13400 animals

- 182 farms under programme with 14402 (dairy + fattening farm with females)

-172 farms of fattening animals with 2,036 animals. Within this category there are 83 farms which hold few females animals (n. 587 females) with 1,202 animals in total.

No movements are allowed from farms for fattening to dairy farms. 3,939 animals have been slaughtered during 2015.

PL: * empty herds and herds with animals under 24 months of age – 43,426; The figures includes also not officially free regions (zachodniopomorskie voivodship: bialogardzki, choszczenski, drawski, goleniowski, kolobrzski, lobeski, pyrzycki, stargardzki, walecki regions): with 2,492 herds in which 2 infected herds were detected, and 99,91 % free herds.

PT: *figures for the free regions of EBL (including Azores Islands)

3.4 INFECTIOUS BOVINE RHINOTRACHEITIS

MS or region ⁽¹⁾	Total number of existing bovine		Surveillance ⁽²⁾						Suspicion cases		Percentage of officially	
	Herds	Animals	Serological tests			Examination by bulk milk samples			Number of animals tested	Number of infected animals	free herds ⁽³⁾	infected herds ⁽⁴⁾
			Number of bovine herds tested	Number of animals tested	Number of infected herds	Number of bovine herds tested	Number of animals tested (if not available, indicate number of pools tested)	Number of infected herds				
AT	63,476	1,965,618	7,459	32,559	26	7,400	16,000	0	15823	313	99,96	0,04
BE*	29,315	2,640,941	20,397	559,535	2,827	124	-	62	6	1	40.42%	0.003%
CH	36,738	1,554,319	1,125	17,273	0	1,824	3,501	0	5,891	3	99.99%	0.01%
CZ*	20,739	1,391,351	18,399	607,515	1	112	12,993	0	0	0	95.6	0.23
DE*	127,223*	11,013,780*	64,542	3,181,634	1,754	58,611	9,198,200	456	534,741	22,160	98,85	1,15
DK*	18,435	1,559,377	...	15,012	0	3,419	13,934	0	119	0	100	0
FI*	12,731	914,886	1,006	8,141	0	989	989	0	186	0	100	0
UK (G)	59	3,239	9	78	0	19	1,582	0	0	0	0	0
UK(NI)*	24,539	1,608,851	1,069	5,671	78*	229	272	195	350	13	Not applicable	Not applicable
IE	105,945	6,328,229	2,249	10,165	932	0	0	0	1,624	114	-	-
IT*	11,487	254,900	4,408	90,577	84	5,290	5,615	0	3,361	363	98,93	0,75
NL	41,378	4,139,947	7,761		261	3,513					18%	
NO	14,063	846,948	1,206	3,704	0	1,176	0	0	0	0	100	0
RO	600,937	2,313,367	73	1,578	0	0	0	0	183	0	100	100
SE	17,466	1,475,525	2,587	5,045	0	1,768	2,639	0	0	0	0	0
SK	8,983	476,310	2,678	118,656	2,883	0	0	0	2,290	233	59	41

⁽¹⁾ Detailed regional information is required, unless additional guarantees have been granted to the whole territory of the Member State in accordance with Article 9 or 10 of Directive 64/432/EEC.

⁽²⁾ Please give details

BE: * Laboratory analysis in case of purchase, abortion, diagnosis, export, qualification of herds, exhibition and mandatory eradication program since 5 January 2012.

CZ: * Compulsory eradication programme for IBR has been implemented in the Czech Republic since 1 January 2006. The number of eradicated holdings was at that time 19 %. 95,6% of holdings were free on 31 December 2015

DE: * Dairy and suckler cows including offspring and specialised rearing of heifers (without fattening units and animals for fattening).

FI: * 12 % of all dairy herds (total number of dairy herds was 7,893) were screened for IBR by using bulk milk samples. A total of 8,141 blood samples collected from 1,006 suckler cow herds at slaughter were tested for IBR. In addition 631 blood samples from A.I. bulls and their herds of origin, and 345 and 62 blood samples in connection with export and import of animals etc., were tested in 2015.

UK(NI): * 2,036 animals.

IT: * Friuli Venezia Giulia, Trento, Valle d'Aosta

③ Definition of free herds:

AT: A herd in which no reactor and no IBR/IPV suspect animals or animals suspected of being infected were found.

BE: Application of Royal Decree of 22 November 2006 concerning a National eradication programme and the qualification of herds could be applied on a voluntary base until 31 December 2011. From 1 January 2012, the eradication programme and the qualification of the herds became mandatory. Sanitary IBR statute I 3 or I 4 = herd free or officially free of IBR = herd without any bovine animal testing serologically positive respectively for gE or gB glycoprotein antigens of the IBR virus. Sanitary IBR statute I2 = vaccinated herd, not free yet. Sanitary statute I 1: all other non I2, I3 or I4 qualified herds or herds that lost their qualification.

Number of qualified herds end 2015 on holdings with presence of bovines, I2 = 16.157 herds (vaccinated herds), I3 = 10.726 herds gE negative (free herds, vaccination authorised), I4 = 1.191 herds gB negative (free herds, vaccination forbidden). Number of unqualified herds I1 = 1.409. Percentage of free herds = percentage of I3 and I4 herds on the total number of qualified herds (29.483).

CH: All herds are considered free based on the results of the active surveillance programme (risk-based and random sample) to demonstrate freedom from infectious bovine rhinotracheitis. If no outbreak is detected within the sample and by general surveillance, the population is free from IBR.

DK: A free herd is defined as a herd where there isn't any animal with antibodies against IBR.

④ Definition of infected herds :

AT: A herd in which one or more reactors are present or have been present. Definition of reactor: a bovine animal from which the pathogen has been isolated, or at the age of six months or above and for which the result of the serological test was "positive" or the result of three consecutive tests was "inconclusive" or at the age below six months and which has been born to a reactor or has sucked from a reactor.

BE: Infected herd = isolation of IBR virus, 1 infected herd was confirmed in April 2015. Percentage of infected herds = percentage of the number of infected herds on the total number of herds.

CH: Herds are considered infected if at least one animal is serologically positive. If only one animal reacts serologically positive, the herd is considered free again if, after slaughter of the seropositive animal, laboratory testing and further epidemiological investigations reveal that the animal was a "singleton reactor". Herds with singleton reactors do not invalidate the demonstration of freedom. Vaccination against bovine herpesvirus 1 is prohibited in Switzerland.

DK: An infected herd is defined as a herd where there are animals with antibodies against IBR

Member State	Area	Rabies cases																									Human cases	Human exposure
		Domestic animals											Wildlife															
		dog	Cat	cattle	equine	Sheep	goat	pig	stray dog	other	unspecified	fox	raccoon dog	Raccoon	wolf	badger	Marten	other mustelides	other carnivores	wild boar	roe deer	red deer	fellow deer	other	bat	unspecified		
LV		0	0	0	0	0	0	0	0	0	0	0	0	0	0	0	0	0	0	0	0	0	0	0	0	0	0	0
MT		0	0	0	0	0	0	0	0	0	0	0	0	0	0	0	0	0	0	0	0	0	0	0	0	0	0	0
NL		0	0	0	0	0	0	0	0	0	0	0	0	0	0	0	0	0	0	0	0	0	0	0	0	3	0	0
NO		0	0	0	0	0	0	0	0	0	0	0	0	0	0	0	0	0	0	0	0	0	0	0	0	0	0	0
PL		12	4	2	0	0	0	0	0	0	0	68	0	0	0	0	0	0	0	0	0	0	0	0	0	0	0	0
PT		0	0	0	0	0	0	0	0	0	0	0	0	0	0	0	0	0	0	0	0	0	0	0	0	0	0	0
RO		1	4	4	4	0	0	0	0	0	0	15	0	0	2	0	0	0	0	0	0	0	0	0	2	0	0	0
SE		0	0	0	0	0	0	0	0	0	0	0	0	0	0	0	0	0	0	0	0	0	0	0	0	0	0	0
SI		0	0	0	0	0	0	0	0	0	0	0	0	0	0	0	0	0	0	0	0	0	0	0	0	0	0	0
SK		0	0	0	0	0	0	0	0	0	0	5	0	0	0	0	0	0	0	0	0	0	0	0	0	0	0	0
Total		16	8	6	4	0	0	0	0	0	0	98	2	0	2	1	4	0	0	0	0	0	0	2	30	0	0	1

The information shall be in the format used for quarterly reports on the occurrence of rabies sent by the Member States to the WHO Collaborating Centre for Rabies Surveillance and Research.

The Member States may provide the information also in the format of the annual report on the occurrence of rabies established by the WHO Collaborating Centre for Rabies Surveillance and Research, <http://www.who-rabies-bulletin.org>

CZ* *EBLV-1 in Prague

ES: *EBLV-1 in Cataluna

3.6 CASES OF FOOT-AND-MOUTH DISEASE (FMD), CONTAGIOUS BOVINE PLEUROPNEUMONIA (CBPP), SWINE VESICULAR DISEASE (SVD), CLASSICAL SWINE FEVER (CSF) AND AFRICAN SWINE FEVER (ASF)

ANIMAL DISEASE NOTIFICATION SYSTEM

Date of the report:
Reporting period: 2015

(A): Number of Outbreaks
(B): Last Date of Confirmation

Member States		F.M.D	S.V.D.	RIND ER PEST	CBPP	B.T.	C.S.F.	C.S.F. WB	A.S.F.	N.D.	A.I.	VES STO M	P.P. R	L.S.D.	CAPRI POX
AT	(A)	0	0	0	0	4	0	0	0	0	0	0	0	0	0
	(B)	1981	-	1881	1921	2015	1997	2001	-	1997	1946*				
BE	(A)	0	0		0	0	0	1	0		8				
	(B)	1976	1993	1920	1897	2009	1997	2002	1985		2003				
BG	(A)	0	0		0		0	0	0						
	(B)	07/04/2011	-		-		-	-	-						
CH	(A)	0	0	0	0	0	0	0	0	0	0	0	0	0	0
	(B)	1980	1975	1871	1895	2010	1993	1999	-	2013	1930	-	-	-	-
CY	(A)	0	0		0		0	0	0						
	(B)	-	-		-		-	-	-						
CZ	(A)	0	0		0		0	0	0						
	(B)	1975	-	1881	1902	2009	1997	1999	-	2013*	2009	-	-	-	1950
DE*	(A)	0	0	0	0	0	0	0	0	0	3	0	0	0	0
	(B)	-	-		-		-	-	-		07/12/15*				
DK	(A)	0	0	0	0	0	0	0	0	0	0	0	0	0	0
	(B)	1983	-	1782	1886	2008	1933	-	-	2005	2010*				1879
EE	(A)	0	0		0		0	0	1,123*						
	(B)	-	-		-		-	-	2015						
EL	(A)	0	0		0	0	0	0	0	0	0	0	0	117	2
	(B)	2000	1979	1926	-	2012	1985	-	-	-	-	-	-	2015	2015
ES	(A)	0	0		0		0	0	0						
	(B)	-	-		-		-	-	-						
FI	(A)	0	0		0		0	0	0						
	(B)	-	-		-		-	-	-						
FR	(A)	0	0		0	148	0	0	0						
	(B)	2001	1983		1984	12/2015	2002	2007	1974						
UK(GB)	(A)	0	0		0		0	0	0		1				
	(B)	2007	1982		1898		2000	-	-		17/11/2014				
UK(G)	(A)	0	0		0		0	0	0		1				
	(B)	1957	0		0		0	0	0		17/11/2014				
UK(NI)	(A)	0	0		0		0	0	0						
	(B)	2001	0		0		1958	0	0						

Member States		F.M.D	S.V.D.	RIND ER PEST	CBPP	B.T.	C.S.F.	C.S.F. WB	A.S.F.	N.D.	A.I.	VES STO M	P.P. R	L.S.D.	CAPRI POX
HR	(A)	0	0		0	23	0	0	0						
	(B)	-	-		-	09/2015	-	-	-						
HU	(A)	0	0	0	0	37	0	0	0	0	1	0	0	0	0
	(B)	1973	-	1881	1901	2015	1993	2009	-	1992	2015				1957
IE	(A)	0	0	0	0	0	0	0	0	0	0	0	0	0	0
	(B)	2001	-	1866	1892	-	1958	-	-	1997	2012*	-	-	-	1850
IT	(A)	0	1*		0	351* *	0	0	92***		8****				
	(B)	-	05/2015	-	-	12/2015	-	-	12/2015		12/2015				
LT	(A)	0	0		0		0	0	13						
	(B)	-	-		-		-	-	06/10 /2015						
LU	(A)	0	0		0		0	0	0						
	(B)	-	-	-	-	26/12/ 2008	13/08/2 003	-	-						
LV	(A)	0	0		0		0	5	762*						
	(B)	01/01/1987		1921	1922		22/06/2014	26/03/2015	30/12/ 2015						
MT	(A)	0	0	0	0	0	0	0	0						
	(B)	1978	1979	-	-		1967	-	1978	1993					
NL	(A)	0	0		0		0	0	0						
	(B)	2001	1994		1887		1998	-	1986						
NO	(A)	0	0		0		0	0	0						
	(B)	1952	-		1860		1963	-	-		2008				1882
PL	(A)	0	0		0		0	0	1						
	(B)	-	-				-	-	2015						
PT	(A)	0	0		0	38	0	0	0						
	(B)	-	-		-		-	-	-						
RO	(A)	0	0		0	38	0	0	0	3	1				
	(B)	-	-		-	2015	-	-	-	2015	2015				
SE	(A)	0	0		0		0	0	0	2					
	(B)	-	-				-	-		19/03/ 2015					
SI	(A)	0	0		0	1	0	0	0						
	(B)	1968	-	1883	-	25/11/ 2015	28/05/1996	-	-	1991	30/03/2006				
SK	(A)	0	0		0		0	0	0						
	(B)	-	-		-		-	-	-						

- *AT: HPAI
- *CZ: backyard pigeons
- *DE: LPAI, regions: Cuxhaven (03.03.2015) and Emsland NI (11.06.2015), Cham BY (07.12.2015)
- *DK: LPAI
- *EE: 18 outbreaks in domestic pigs and 1095 cases in wild boars
- *IE: HPAI – 1983 ; LPAI - 2012
- *IT: SVD –Calabria
 BT – Abuzzo; Basilicata; Calabria ; Campania; Emilia Romagna; Lazio; Marche; Molise; Puglia; Sardegna;
 Sicilia; Toscana; Umbria;
 ASF – Sardegna – 16 in domestic; 76 in wild boars;
 AI – LPAI : Emilia Romagna,; Lombardia; Toscana; Veneto; Piemonte;
- *LV: ASF in pigs – 10; ASF in wild boars – 752;

3.7 CASES OF ANTHRAX (BOVINE AND PORCINE ANIMALS), *BRUCELLA SUIIS* INFECTION AND TRANSMISSIBLE GASTRO-ENTERITIS (PORCINE ANIMALS)

Date of the report: Reporting period: 2015			(A) : Number of Outbreaks (B) : Last Date of Confirmation		
Member States		anthrax (bovine animals)	anthrax (porcine animals)	brucella suis infection	transmissible gastro-enteritis
AT	(A)	0	0	0	0
	(B)	-	-	-	-
BE	(A)	0	0	0	0
	(B)	1989	not notifiable	1969 in domestic swine 2012 in cattle	not notifiable
BG	(A)	4	0	0	0
	(B)	30.09.2015	-	-	-
CH	(A)	0	0	0	0
	(B)	1997	-	12.10.2009	1995
CY	(A)	0	0	0	0
	(B)	-	-	-	-
CZ	(A)	0	0	0	0
	(B)	1990	1973	1996	1998
DE*	(A)	1	0	4	0
	(B)	16.04.2014	-	13.03.2015*	02.09.2014
DK	(A)	0	0	0	0
	(B)	1988	Before 1988	1999	never reported and no longer notifiable
EE	(A)	0	0	0	0
	(B)	-	-	-	-
EL	(A)	0	0	0	0
	(B)	-	-	-	-
ES	(A)	0	0	0	0
	(B)	-	-	-	-
FI	(A)	0	0	0	0
	(B)	-	-	-	-
FR	(A)	0	0	5	Unknown
	(B)	08/2013	-	03/2015	-
UK(GB)	(A)	0	0	0	0
	(B)	21/10/2015	1989	-	1999
UK(G)	(A)	0	0	0	0
	(B)	1962	1989	0	1999
UK(NI)	(A)	0	0	0	0
	(B)	1990	0	0	0
HR	(A)		0	1	0
	(B)	11/2014	-	07/05/2015	-
HU*	(A)	1	0	0	0
	(B)	12/11/2014	-	-	Not notifiable
IE	(A)	0	0	0	0
	(B)	-	-	never recorded	-
IT*	(A)	0	0	1**	0
	(B)	2014	2012	23/11/2015	-

Member States		anthrax (bovine animals)	anthrax (porcine animals)	brucella suis infection	transmissible gastro-enteritis
LT	(A)	0	0	0	0
	(B)	-	-	-	-
LU	(A)	0	0	0	0
	(B)	-	-	-	-
LV	(A)	0	0	0	0
	(B)	01/1989	1937	12/2010	03/1985
MT	(A)	0	0	0	0
	(B)	-	-	-	-
NL	(A)	0	0	0	0
	(B)	1994	-	1973	-
NO	(A)	0	0	0	0
	(B)	1993	-	-	-
PL	(A)	0	0	0	0
	(B)	-	-	-	-
PT	(A)	0	0	1	0
	(B)	-	-	11/02/2015	-
RO	(A)	0	0	0	0
	(B)	-	-	-	-
SE	(A)	0	0	0	0
	(B)	2013	-	-	-
SI	(A)	2	0	0	0
	(B)	09/12/2015	-	-	-
SK	(A)	0	0	0	0
	(B)	2014	-	-	-

3.8 AUJESZKY'S DISEASE

3.8.1 EU Member States, Norway and Switzerland or regions thereof free of Aujeszky's disease and where vaccination is prohibited

MS or Region	Number of pig holdings	Number of pig holdings under AD-programme ⁽¹⁾	Number of AD not-infected pig holdings (with vaccination) ⁽²⁾	Number of AD free pig holdings (without-vaccination) ⁽³⁾	Number of holdings where AD has been detected ⁽⁴⁾
AT*	34,977	34,977	0	34,977	0
BE*	7,754	7,754	0	7,754	0
CH	6,865	6,865	0	6,865	0
CY*	70	70	0	70	0
CZ	2,480	2,480	0	2,480	0
DE	92,256	92,256	0	92,256	0
DK*	8,583	8,583	0	8,583	0
FI*	1,433	-	-	1,433	0
FR*	19,403	2,044	0	19,403	0
IE*	3,011	3,011	0	3,011	0
IT*	4880	180	180	4880	0
LU	101	300	0	101	0
NL*	5,407	5,407	0	5,407	0
NO	1,878	1,878	0	1,878	0
SE*	1,228	833	0	1,228	0
SI*	17,600	747	0	17,600	0
SK	830	830	0	830	0
UK*	11,886	11,886	0	11,886	0

⁽¹⁾ Programme under the supervision of the competent authority.

⁽²⁾ Pig holdings where serological tests for AD have been carried out with negative results in accordance with an official AD programme and where vaccination has been applied during the previous 12 months.

⁽³⁾ Pig holdings which fulfil the conditions of Article 1(c).

⁽⁴⁾ By means of clinical, serological, or virological investigations.

AT: By Decision 97/423/EC of 30 June 1997 Austria was granted additional guarantees in accordance with Article 10 of Directive 64/432/EEC. Therefore, since June 1997 Austria has been recognised as an Aujeszky's disease-free Member State. In order to maintain that status a yearly monitoring programme is carried out. Moreover, in Austria vaccination is forbidden. In addition, in 2015, 12,543 pigs in 4,198 herds were tested. No positive result was found. Since 1997 and also in 2015 Austria has been free of Aujeszky's disease. In the 6 semen collection centres 790 pigs have been tested with negative results.

BE: In total 92.312 sera of pigs in holdings and artificial insemination centers were analyzed for Aujeszky Disease by a gE or a gB ELISA. All results were negative.

CY: In 2015, 644 blood samples were tested from 33 pig holdings. In Cyprus, three (3) semen collection centers operate and their boars are tested for Aujeszky's disease according to Council Directive 90/429/EEC. In 2015, 279 blood samples were tested from the semen collection centers.

DK: In the surveillance program 36,819 blood samples have been tested (slaughter, export, AI- centres).

- FI: Further information on serological monitoring:
- 1) Annual monitoring from samples collected from slaughterhouse: 730 samples were analysed for AD, all with negative results. Samples were also analysed for other diseases as follows: 731 for TGE and CSF and 766 for PRRS, all with negative results.
 - 2) Artificial insemination activities: 1103 samples were analysed for AD, all with negative results. Samples were also analysed for other diseases as follows: 831 for CSF, 788 for TGE, and 1112 for PRRS, all with negative results.
 - 3) Finnish SPF (specific pathogen free) herds: 523 samples were collected. 449 samples were analysed for TGE and 523 for PRRS, all with negative results.
 - 4) Altogether 1297 samples from AI activities and SPF herds were analysed for *Brucella suis*, all with negative results.
 - 5) Wild boars: 107 samples were analysed for AD, all with negative results. Samples were also analysed for other diseases as follows: 109 for CSF and 31 for ASF, all with negative results. Samples from 171 animals were analysed for presence of antibodies to *Brucella* and/or presence of *Brucella* bacteria. Four animals were found positive by serology only, one by bacteriology only and two by both serology and bacteriology (*B. suis* bv. 2 strain from two animals and *Brucella* sp. from one animal).
- FR Départements: Ain, Aisne, Allier, Alpes-de-Haute-Provence, Alpes-Maritimes, Ardèche, Ardennes, Ariège, Aube, Aude, Aveyron, Bas-Rhin, Bouches-du-Rhône, Calvados, Cantal, Charente, Charente-Maritime, Cher, Corrèze, Côte-d'Or, Côtes-d'Armor, Creuse, Deux-Sèvres, Dordogne, Doubs, Drôme, Essonne, Eure, Eure-et-Loir, Finistère, Gard, Gers, Gironde, Hautes-Alpes, Hauts-de-Seine, Haute Garonne, Haute-Loire, Haute-Marne, Hautes-Pyrénées, Haut-Rhin, Haute-Saône, Haute-Savoie, Haute-Vienne, Hérault, Indre, Ile-et-Vilaine, Indre-et-Loire, Isère, Jura, Landes, Loire, Loire-Atlantique, Loir-et-Cher, Loiret, Lot, Lot-et-Garonne, Lozère, Maine-et-Loire, Manche, Marne, Mayenne, Meurthe-et-Moselle, Meuse, Morbihan, Moselle, Nièvre, Nord, Oise, Orne, Paris, Pas-de-Calais, Pyrénées-Atlantiques, Pyrénées-Orientales, Puy-de-Dôme, Réunion, Rhône, Sarthe, Saône-et-Loire, Savoie, Seine-et-Marne, Seine-Maritime, Seine-Saint-Denis, Somme, Tarn, Tarn-et-Garonne, Territoire de Belfort, Val-de-Marne, Val-d'Oise, Var, Vaucluse, Vendée, Vienne, Vosges, Yonne, Yvelines)(*nota bene*: no compulsory eradication plan for Aujeszky's disease in Guadeloupe, Martinique, French Guyana and Corsica).
- IE *vaccination prohibited on all holdings
- IT Province of Bolzano only
- NL: The breeding pig holdings (200) have to test 12 blood samples every month. The other pig holdings (5,207) have to test 3 blood samples every 4 months. In total 91,200 blood samples were taken and serological monitored by a gB-test in 2015. All the pig holdings sampled were negative.
- SE: In accordance with the Swedish surveillance programme for AD, 2,280 serological tests in 760 holdings were analyzed in 2015.
- SI: In the frame of monitoring programme for maintaining Aujeszky's disease free status, 3,881 animals were tested in 747 herds.
- Herd based sampling scheme is designed to detect a 1% level of sero-positive herds with 95% confidence (149 pig herds), and detection of within-herd prevalence of 5% with 95% confidence in breeding and mixed herds, combined with risk based components (purchased breeding pigs; pigs with health problems). In addition to this, all boars are tested for Aujeszky's disease as well.
- UK *Data including the following number of holdings: 10,806 for GB, 1,080 for NI.

3.8.2 EU Member States or regions thereof where approved Aujeszky's disease control programmes are in place.

MS or Region	Number of pig holdings	Number of pig holdings under AD-programme ⁽¹⁾	Number of AD not-infected pig holdings (with vaccination) ⁽²⁾	Number of AD free pig holdings (without-vaccination) ⁽³⁾	Number of holdings where AD has been detected ⁽⁴⁾
ES*	52,401	41,650	40,091	1,058	11
HU*	13,992	9,570	0	9,570	0
PL*	313,456	313,456	0	238,895*	67

⁽¹⁾ Programme under the supervision of the competent authority.

⁽²⁾ Pig holdings where serological tests for AD have been carried out with negative results in accordance with an official AD programme and where vaccination has been applied during the previous 12 months.

⁽³⁾ Pig holdings which fulfil the conditions of Article 1(c).

⁽⁴⁾ By means of clinical, serological, or virological investigations.

ES: * 10 in Andalucia and 1 in Castilla La Mancha

HU: *out of which 716 are large pig holdings and 13,276 are small pig holdings. In Hungary in the reporting period there were 7 porcine semen collection centres where 776 serological tests for Aujeszky's disease have been carried out, in each case with negative results.

PL: * includes 21 suspended herds because of positive result. In 2015 on the territory of Poland were 98 pig herds with a positive serological result for Aujeszky's disease. 77 herds were eliminated, which gives 21 herds with a positive serological result for Aujeszky's disease at the end of 2015.

Total number of non-infected herds on the territory of Poland at the end of 2015 was 251,885 herds, including:

- 1) 238,874 herds complying with the criteria of Article 1(3) of Decision 2008/185/EC,
- 2) 13,012 herds obtained negative results in the last serological tests for Aujeszky's disease carried out within the framework of the national programme for eradication of Aujeszky's disease.

The remaining herds are: 21 suspended herds and 61,549 herds with unknown epidemiological status. Amongst the latter 100 % were so called "empty herds", i.e. herds qualified for the programme based on central database on animal identification and registration in which no animals were kept at the visit of the official veterinarian.

3.8.3 Other EU Member States or regions thereof.

MS or Region	Number of pig holdings	Number of pig holdings under AD-programme (1)	Number of AD not-infected pig holdings (with vaccination) (2)	Number of AD free pig holdings (without-vaccination)(3)	Number of holdings where AD has been detected (4)
BG*	1,563	0	0	32	-
EE*	476	51	0	476*	0
EL*	1,898	0	-	-	0
HR*	97,315	32,506	-	25,159	1068
IT (except Bolzano)	35,004	30,782	17,616	-	-
LT*	27,884	27,884	0	27,884	0
LV*	3,691	0	0	-	No data
MT	102	0	0	0	0
PT	7,680	7,542	4,012	133	405
RO	648,791*	97**	22	74	0

(1) Programme under the supervision of the competent authority.

(2) Pig holdings where serological tests for AD have been carried out with negative results in accordance with an official AD programme and where vaccination has been applied during the previous 12 months.

(3) Pig holdings which fulfil the conditions of Article 1(c).

(4) By means of clinical, serological, or virological investigations.

BG: In Artificial Insemination Centers, for export purposes, in the framework of other surveillance schemes - 22 virological tests with negative results for the presence of Aujeszky's disease virus.

EE: All boars in Artificial Insemination Centre are tested. In breeding herds (with more than 10 sows) samples are taken to detect 20% prevalence with 95% confidence. Compared to the total number of pig herds in 2014, the number of herds has decreased in 2015. Number of Aujeszky's disease free holdings, which are not officially free of Aujeszky's disease accordance with Article 1(3) of Commission Decision 2008/185/EC and vaccination is prohibited.

EL: No outbreaks of Aujeszky's disease reported in 2015. No national eradication and monitoring programme in place.

HR: The Aujeszky's disease control and eradication program was implemented in 2015 in the following regions: Bjelovarsko-bilogarska, Grad Zagreb, Istarska, Koprivnicko-krizevacka, Karpinsko-zagorska, Medimurska, Osjecko-baranjska, Pozesko-slavonska, Varazdinska, Viroviticke-podravska, Brodsko-posavska, Zagrebacka, Dubrovačko-neretvanska, Karlovačka, Ličko-senjska, Primorsko-goranska, Sisačko-moslavačka, Splitsko-dalmatinska, Šibensko-kninska, Vukovarsko-srijemska and Zadarska. The program was mandatory for holdings that keep breeding animals and optional for fattening farms (conducted at the request of the owner). During 2015 a total number of 282 farms were found positive on Aujeszky's diseases. On those farms IgE antibodies for Aujeszky disease, without any clinical signs or epidemiological information that would indicate that Aujeszky's disease is present at farm, were detected. All AD positive pigs were slaughtered under the approved eradication plan for the infected farms.

LT: Total number of pigs in the country: 606,440 out of which 552 breeding pigs were tested for Aujeszky's disease in 2015.

- LV: According to “Animal infectious disease State surveillance plan for 2015” laboratory tests (serology – ELISA) for Aujeszky’s disease are carried out in all semen collection centers on all donor boars once per year. Vaccination is carried out on holdings where positive serological results are found. 11,529 pigs were vaccinated during 2015 in 44 holdings.
7,155 animals in 93 holdings were tested for Aujeszky's disease during 2015.
- RO: *379 commercial holdings, 672 pig type A holdings and 647,740 backyard holdings;
** pig reproduction holdings;
-