



European
Commission



Bovine and swine diseases 2014 Annual report

CONTENTS

CHAPTER 1 INTRODUCTION	2
CHAPTER 2 Status of EU Member States, Norway and Switzerland and regions thereof in relation to certain animal diseases	4
2.1 BOVINE TUBERCULOSIS	4
2.2 BOVINE BRUCELLOSIS.....	6
2.3 ENZOOTIC BOVINE LEUKOSIS	8
2.4 INFECTIOUS BOVINE RHINOTRACHEITIS	12
2.5 AUJESZKY'S DISEASE	13
CHAPTER 3 Details of the occurrence of diseases listed in Annex E (I) to Directive 64/432/EEC and of any other diseases covered by the additional guarantees provided for by Union legislation and of monitoring or eradication programme (not covered by Decision 2008/940/EC) in the territory of the EU Member States, Norway and Switzerland.....	15
3.1 BOVINE TUBERCULOSIS	16
3.2 BOVINE BRUCELLOSIS.....	18
3.3 ENZOOTIC BOVINE LEUKOSIS	20
3.4 INFECTIOUS BOVINE RHINOTRACHEITIS	22
3.5 RABIES CASES	24
3.6 CASES OF FOOT-AND-MOUTH DISEASE (FMD), CONTAGIOUS BOVINE PLEUROPNEUMONIA (CBPP), SWINE VESICULAR DISEASE (SVD), CLASSICAL SWINE FEVER (CSF) AND AFRICAN SWINE FEVER (ASF)	26
3.7 CASES OF ANTHRAX (BOVINE AND PORCINE ANIMALS), <i>BRUCELLA SUI</i> S INFECTION AND TRANSMISSIBLE GASTRO-ENTERITIS (PORCINE ANIMALS)	29
3.8 AUJESZKY'S DISEASE	31
3.8.1 EU Member States, Norway and Switzerland or regions thereof free of Aujeszky's disease and where vaccination is prohibited.....	31
3.8.2 EU Member States or regions thereof where approved Aujeszky's disease control programmes are in place.	33
3.8.3 Other EU Member States or regions thereof.	34

CHAPTER 1 INTRODUCTION

Directive 64/432/EEC of 26 June 1964 on animal health problems affecting intra-Community trade in bovine animals and swine¹ provides that a Member State or part of a Member State may be declared officially tuberculosis-free, officially brucellosis-free and officially enzootic-bovine-leukosis-free as regards bovine herds, subject to compliance with certain conditions set out in that Directive.

The lists of regions of Member States declared officially free of bovine tuberculosis, bovine brucellosis and enzootic-bovine-leukosis are set out in Commission Decision 2003/467/EC of 23 June 2003 establishing the official tuberculosis, brucellosis and enzootic-bovine-leukosis-free status of certain Member States and regions of Member States as regards bovine herds².

Article 9 of Directive 64/432/EEC provides that a Member State, which has a compulsory national control programme for one of the contagious diseases listed in Annex E(II) to that Directive, may submit its programme to the Commission for approval. That Article also provides for the definition of the additional guarantees which may be required for trade within the Union.

In addition, Article 10 of Directive 64/432/EEC provides that where a Member State considers that its territory or part thereof is free from one of the diseases listed in Annex E(II) to that Directive, it is to present appropriate supporting documentation to the Commission. That Article also provides for the definition of the additional guarantees which may be required for trade within the Union.

Commission Decision 2004/558/EC of 15 July 2004 implementing Council Directive 64/432/EEC as regards additional guarantees for intra-Community trade in bovine animals relating to infectious bovine rhinotracheitis and the approval of the eradication programmes presented by certain Member States³ approves the programmes for the control and eradication of the infection with the bovine herpesvirus type 1 ('BHV1') presented by the Member States listed in Annex I to that Decision for the regions listed in that Annex, and for which additional guarantees for BHV1 apply in accordance with Article 9 of Directive 64/432/EEC. In addition, Annex II to Decision 2004/558/EC lists the regions of the Member States that are considered free of BHV1 infection and for which additional guarantees apply in accordance with Article 10 of Directive 64/432/EEC.

Commission Decision 2008/185/EC of 21 February 2008 on additional guarantees in intra-Community trade of pigs relating to Aujeszky's disease and criteria to provide information on this disease⁴ contains a list of Member States or regions thereof free of Aujeszky's disease and where vaccination is prohibited in Annex I thereto. Annex II to Decision 2008/185/EC contains a list of Member States or regions thereof where disease control programme for that disease are in place.

The information in Chapter 2 of this Report provides an overview of the status of EU Member States, Norway and Switzerland and regions thereof recognised as officially free from the abovementioned animal diseases at **31/12/2014**.

¹ OJ 121, 29.7.1964, p. 1977/64.

² OJ L 156, 25.6.2003, p. 74.

³ OJ L 249, 23.7.2004, p. 20.

⁴ OJ L 59, 4.3.2008, p. 19.

In accordance with Article 8 of Directive 64/432/EEC, Member States are requested to forward to the Commission, by 31st May each year, details of the occurrence of diseases listed in Annex E(I) to the Directive and of any other diseases covered by the additional guarantees provided for by Union legislation in its territory referred to the year before.

On the basis of this Article, Commission Decision 2003/886/EC of 10 December 2003⁵ laid down the format on which this information must be based. Member States should provide the whole required report. However, those Member States which had an approved co-financed programme for a disease (in the reporting period) or those not free of BHV1 infection or without approved programme for the control and eradication of the infection with BHV1 in place do not have to include information on those diseases and on BHV1 infection.

The information in Chapter 3 of this Report presents a summary of the details of the occurrence of diseases listed in Annex E(I) to Directive 64/432/EEC and of any other diseases covered by the additional guarantees provided for by Union legislation and of monitoring or eradication programme (not covered by Decision 2008/940/EC⁶) provided by the Member States for the year 2014.

In addition, within the framework of the Agreement on the European Economic Area⁷ and the Agreement between the European Community and the Swiss Confederation on trade in Agricultural Products⁸ also Norway and Switzerland provide the abovementioned details which are incorporated in this Report.

⁵ OJ L 332, 19.12.2003, p. 53.

⁶ OJ L 335, 13.12.2008, p. 61.

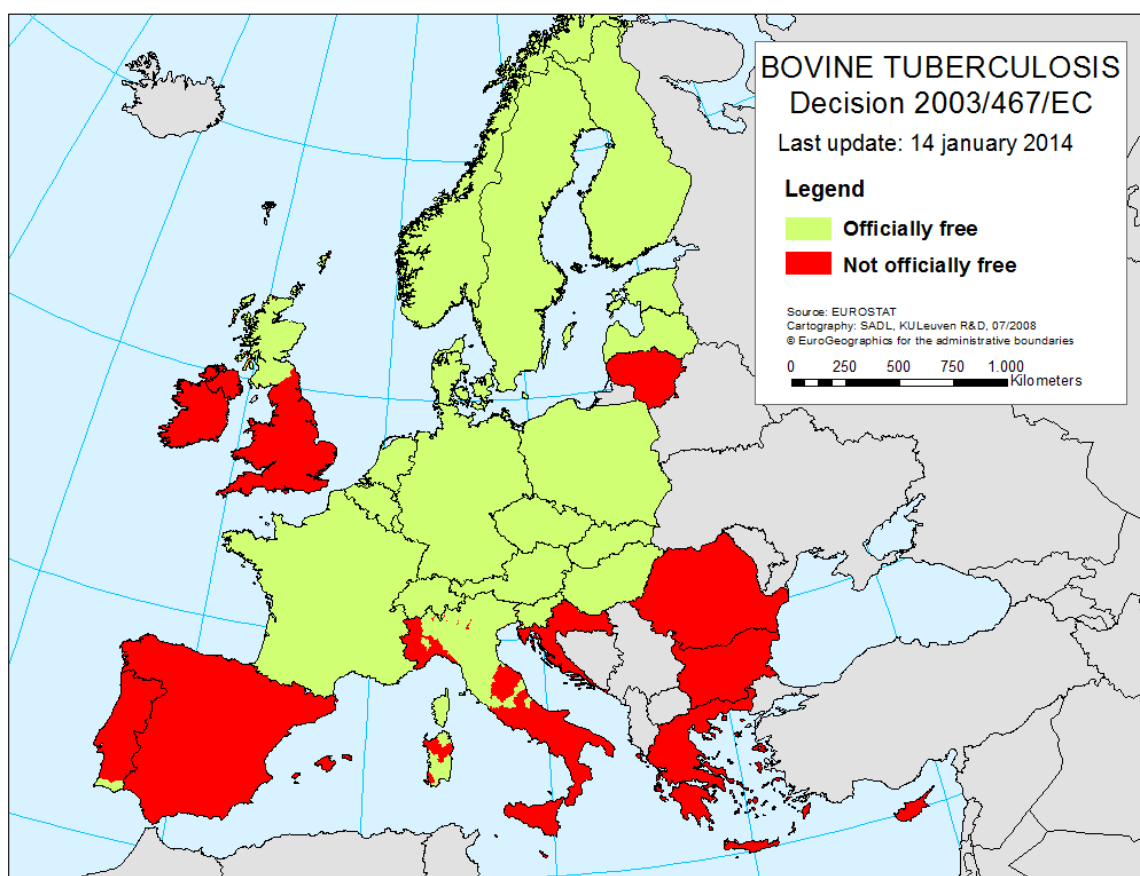
⁷ OJ L 1, 3.1.1994, p. 3.

⁸ OJ L 114, 30.4.2002, p. 132.

CHAPTER 2

Status of EU Member States, Norway and Switzerland and regions thereof in relation to certain animal diseases

2.1 BOVINE TUBERCULOSIS



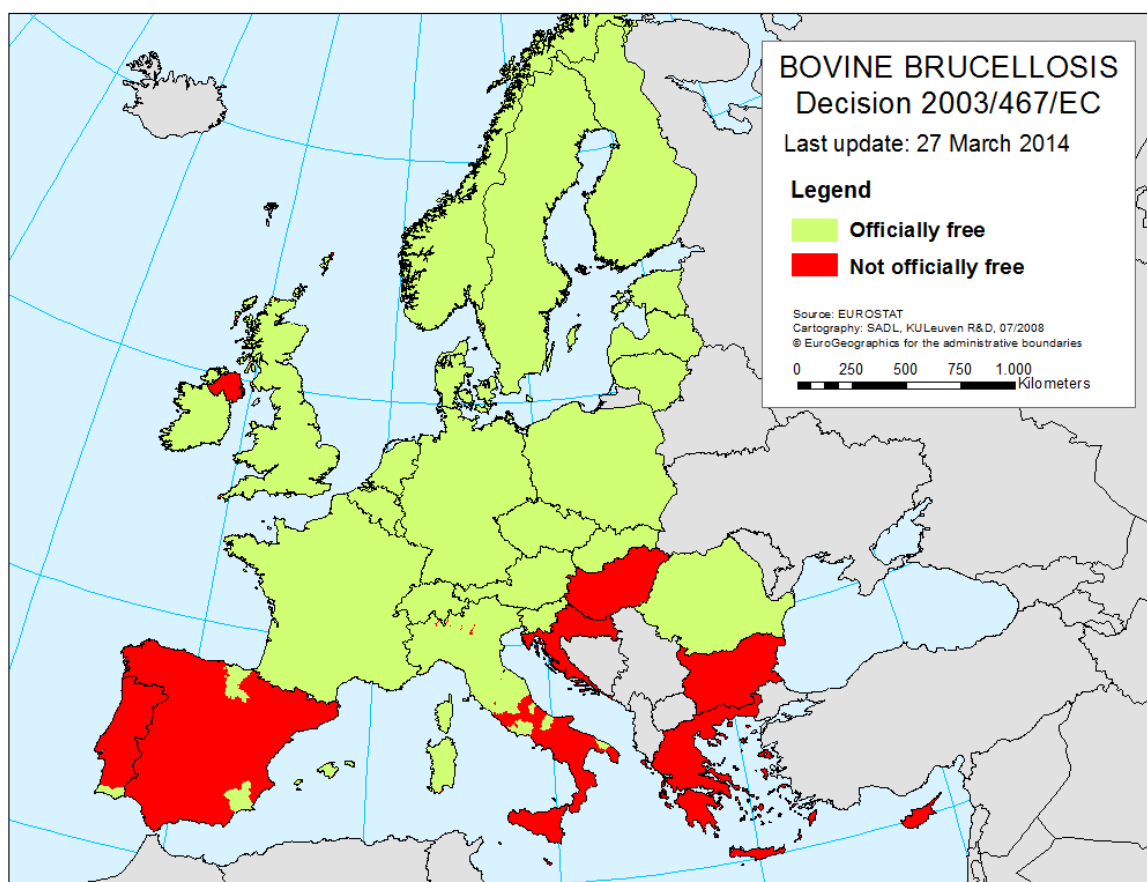
Legal basis

Commission Decision 2003/467/EC as last amended by Commission Implementing Decision 2014/91/EU (**newly officially free countries or regions in 2014 mentioned in bold**). EFTA Surveillance Authority Decision 67/94/COL replaced by 28/07/COL (Norway) and Appendix 2(I)(B)(4) of Annex 11 to the Agreement between the EU and the Swiss Confederation on trade in Agricultural Products (Switzerland).

Countries officially free	
Austria	Latvia
Belgium	Luxembourg
Czech Republic	Netherlands
Denmark	Norway
Estonia	Poland
Finland	Slovakia
France	Slovenia
Germany	Sweden
Hungary	Switzerland

Regions officially free	
Italy	Abruzzo region: province of Pescara
	Province of Bolzano
	Emilia-Romagna region
	Friuli-Venezia Giulia region
	Lazio region: provinces of Rieti, Viterbo
	Lombardia region
	Marche region: provinces of Ascoli Piceno, Fermo
	Piemonte region: provinces of Asti, Biella, Novara, Verbania, Vercelli
	Sardegna region: provinces of Cagliari, Medio-Campidano, Ogliastra, Olbia-Tempio, Oristano
	Toscana region
	Province of Trento
	Veneto region
Portugal	Região Algarve: all distritos
United Kingdom	Scotland

2.2 BOVINE BRUCELLOSIS



Legal basis

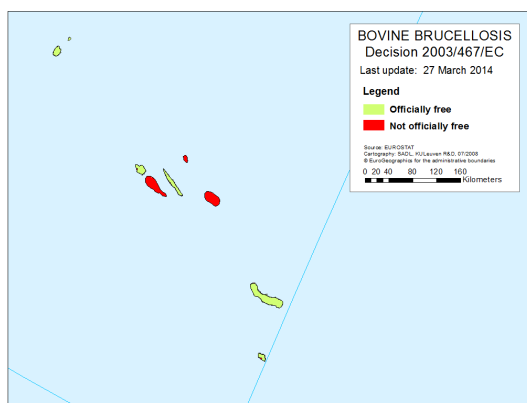
Commission Decision 2003/467/EC as last amended by Commission Implementing Decision 2014/177/EU (**newly officially free countries or regions in 2014 mentioned in bold**).

EFTA Surveillance Authority Decision 66/94/COL replaced by 28/07/COL (Norway) and Appendix 2(I)(B)(3) of Annex 11 to the Agreement between the EU and the Swiss Confederation on trade in Agricultural Products (Switzerland).

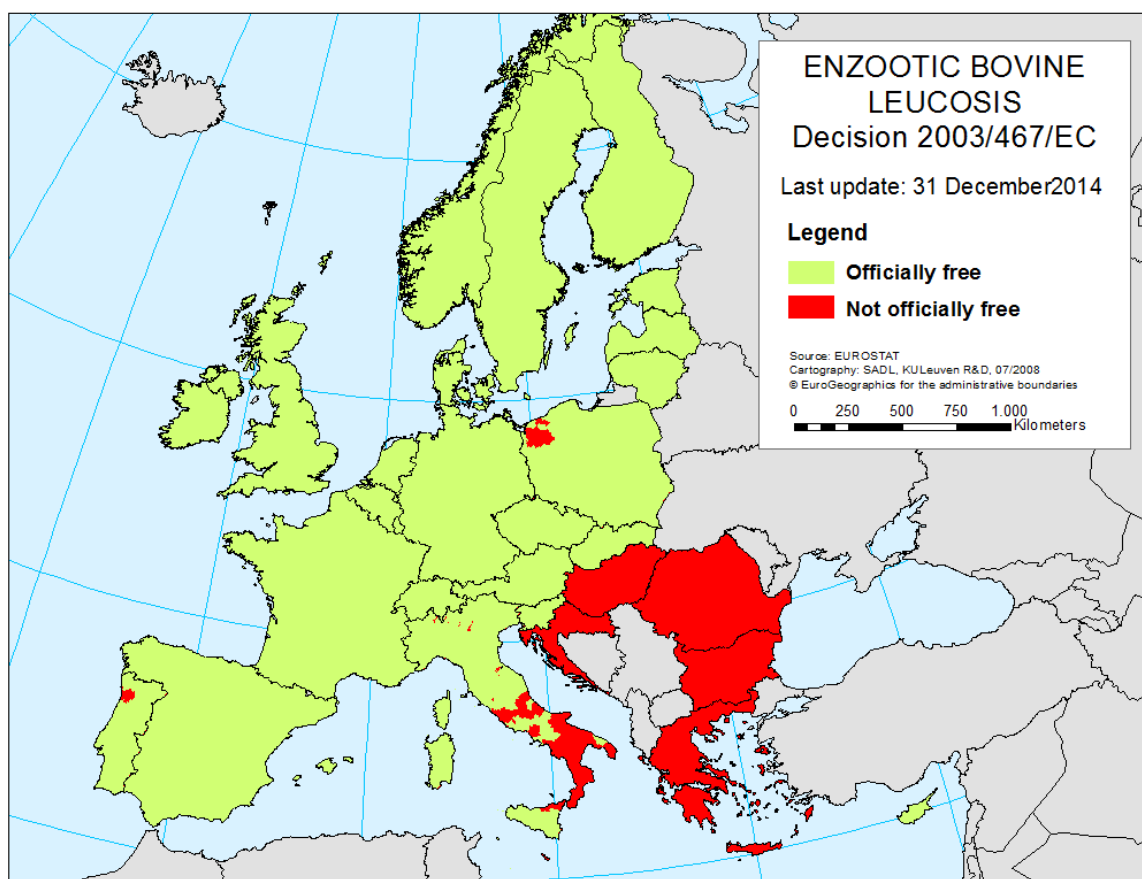
Countries officially free	
Austria	Lithuania
Belgium	Luxembourg
Czech Republic	Netherlands
Denmark	Norway
Estonia	Poland
Finland	Romania
France	Slovakia
Germany	Slovenia
Ireland	Sweden
Latvia	Switzerland

Regions officially free	
Italy	Abruzzo region: province of Pescara
	Province of Bolzano
	Emilia-Romagna region
	Friuli-Venezia Giulia region
	Lazio region: provinces of Frosinone, Latina, Rieti, Viterbo
	Liguria region
	Lombardia region
	Marche region
	Molise region: province of Campobasso
	Piemonte region
	Puglia region: province of Brindisi
	Sardegna region
	Toscana region
	Province of Trento
	Umbria region
Valle d'Aosta region	
Veneto region	
Portugal	Região Algarve: all distritos
	Região Autónoma dos Açores: Ilhas de Corvo, Faial, Flores, Graciosa, Pico, Santa Maria*
Spain	Autonomous Region of the Canary Islands: provinces of Santa Cruz de Tenerife, Las Palmas
	Autonomous Community of the Balearic Islands
	Autonomous Community of Pais Vasco
	Autonomous Community of Murcia
United Kingdom	Great Britain (England, Scotland, Wales)
	Isle of Man

* Região Autónoma dos Açores: Ilhas de Corvo, Faial, Flores, Graciosa, Pico, Santa Maria



2.3 ENZOOTIC BOVINE LEUKOSIS



Legal basis

Commission Decision 2003/467/EC as last amended by Commission Implementing Decision 2014/708/EU (**newly officially free countries or regions in 2014 mentioned in bold**).
 EFTA Surveillance Authority Decision 28/07/COL (Norway) and Appendix 2(I)(B)(5) of Annex 11 to the Agreement between the EU and the Swiss Confederation on trade in Agricultural Products (Switzerland).

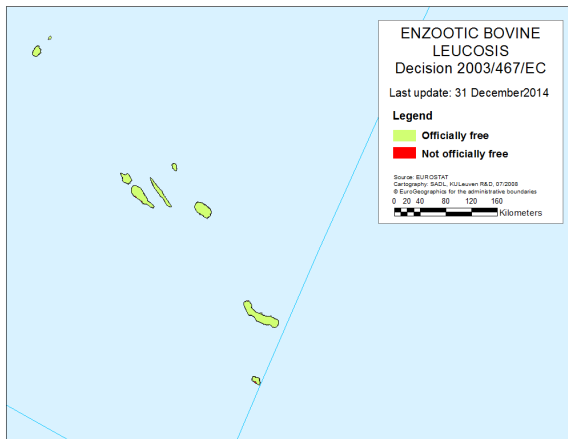
Countries officially free	
Austria	Latvia
Belgium	Lithuania
Cyprus	Luxembourg
Czech Republic	Netherlands
Denmark	Norway
Estonia	Slovakia
Germany	Slovenia
Spain	Sweden
Finland	Switzerland
France	United Kingdom
Ireland	

Regions officially free	
Italy	Abruzzo region: province of Pescara
	Province of Bolzano
	Campania region: provinces of Avellino , Napoli, Benevento
	Emilia-Romagna region
	Friuli-Venezia Giulia region
	Lazio region: provinces of Frosinone, Latina , Rieti, Viterbo
	Liguria region
	Lombardia region
	Marche region
	Molise region
	Piemonte region
	Puglia region: province of Brindisi
	Sardegna region
	Sicilia region: provinces of Agrigento, Caltanissetta, Catania, Enna, Palermo, Ragusa, Siracusa, Trapani
	Toscana region
	Province of Trento
	Umbria region
Valle d'Aosta region	
Veneto region	
Poland	<p>Voivodship dolnośląskie</p> <p>Powiaty: bolesławiecki, dzierzoniowski, glogowski, górowski, jaworski, jeleniogórski, Jelenia Góra, kamiennogórski, kłodzki, legnicki, Legnica, lubański, lubiński, lwówecki, milicki, oleśnicki, oławski, polkowicki, strzeliński, średzki, świdnicki, trzebnicki, walbrzyski, Walbrzych, wołowski, wrocławski, Wrocław, ząbkowicki, zgorzelecki, zlotoryjski</p>
	<p>Voivodship lubelskie</p> <p>Powiaty: biański, Biała Podlaska, biłgorajski, chełmski, Chełm, hrubieszowski, janowski, krasnostawski, kraśnicki, lubartowski, lubelski, Lublin, łęczyński, lukowski, opolski, parczewski, puławski, radzyński, rycki, świdnicki, tomaszowski, włodawski, zamojski, Zamość</p>
	<p>Voivodship lubuskie</p> <p>Powiaty: gorzowski, Gorzów Wielkopolski, krośnieńsko-odrzański, międzyrzecki, nowosolski, ślubicki, strzelecko–drezdenecki, sulęciński, świebodziński, Zielona Góra, zielonogórski, żagański, żarski, wschowski.</p>
	<p>Voivodship kujawsko-pomorskie</p> <p>Powiaty: aleksandrowski, brodnicki, bydgoski, Bydgoszcz, chełmiński, golubsko-dobrzyński, grudziądzki, inowrocławski, lipnowski, Grudziądz, mogileński, nakielski, radziejowski, rypiński, sępoleński, świecki, toruński, Toruń, tucholski, wąbrzeski, Włocławek, włocławski, zniński.</p>
	<p>Voivodship łódzkie</p> <p>Powiaty: belchatowski, brzeziński, kutnowski, łaski, łączycki, łowicki, łódzki, Łódź, opoczyński, pabianicki, pajęczański, piotrkowski, Piotrków Trybunalski, poddębicki, radomszczański, rawski, sieradzki, skierniewicki, Skierniewice, tomaszowski, wieluński, wieruszowski, zduńskowolski, zgierski.</p>
	<p>Voivodship małopolskie</p> <p>Powiaty: brzeski, bocheński, chrzanowski, dąbrowski, gorlicki, krakowski, Kraków, limanowski, miechowski, myślenicki, nowosądecki, nowotarski, Nowy Sącz, oświęcimski, olkuski, proszowicki, suski, tarnowski, Tarnów, tatrzański, wadowicki, wielicki.</p>

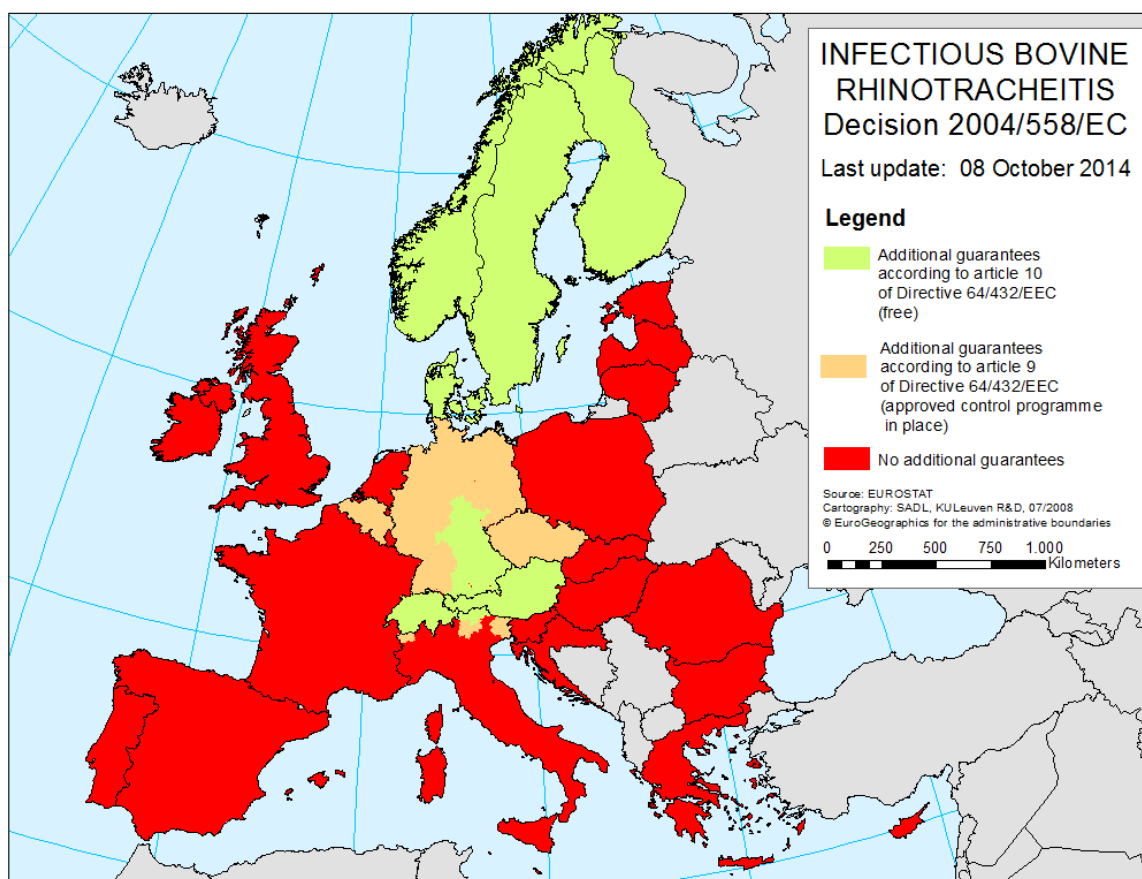
Regions officially free	
	<p>Voivodship mazowieckie</p> <p>Powiaty: białobrzesci, ciechanowski, garwoliński, grójecki, gostyniński, grodziski, kozienicki, legionowski, lipski, łosicki, makowski, miński, mławski, nowodworski, ostrołęcki, Ostrołęka, ostrowski, otwocki, piaseczyński, Plock, plocki, płoński, pruszkowski, przasnyski, przysuski, pultuski, Radom, radomski, Siedlce, siedlecki, sierpecki, sochaczewski, sokołowski, szydlowiecki, Warszawa, warszawski zachodni, węgrowski, wołomiński, wyszkowski, zwoleniński, żuromiński, żyrardowski.</p>
	<p>Voivodship opolskie</p> <p>Powiaty: brzeski, głubczycki, kędzierzyńsko-kozielski, kluczborski, krapkowicki, namysłowski, nyski, oleski, opolski, Opole, prudnicki, strzelecki.</p>
	<p>Voivodship podkarpackie</p> <p>Powiaty: bieszczadzki, brzozowski, dębicki, jarosławski, jasielski, kolbuszowski, krośnieński, Krosno, leski, leżajski, lubaczowski, łańcucki, mielecki, niżański, przemyski, Przemyśl, przeworski, ropczycko-sędziszowski, rzeszowski, Rzeszów, sanocki, stalowowolski, strzyżowski, Tarnobrzeg, tarnobrzesci.</p>
	<p>Voivodship podlaskie</p> <p>Powiaty: augustowski, białostocki, Białystok, bielski, grajewski, hajnowski, kolneński, łomżyński, Łomża, moniecki, sejneński, siemiatycki, sokółski, suwalski, Suwałki, wysokomazowiecki, zambrowski.</p>
	<p>Voivodship pomorskie</p> <p>Powiaty: bytowski, chojnicki, człuchowski, Gdańsk, gdański, Gdynia, kartuski, kościerski, kwidzyński, lęborski, malborski, nowodworski, pucki, Słupsk, słupski, Sopot, starogardzki, sztumski, tczewski, wejherowski.</p>
	<p>Voivodship śląskie</p> <p>Powiaty: będziński, bielski, Bielsko-Biała, bieruńsko-łędziński, Bytom, Chorzów, cieszyński, częstochowski, Częstochowa, Dąbrowa Górnicza, gliwicki, Gliwice, Jastrzębie Zdrój, Jaworzno, Katowice, kłobucki, lubliniecki, mikolowski, Mysłowice, myszkowski, Piekary Śląskie, pszczyński, raciborski, Ruda Śląska, rybnicki, Rybnik, Siemianowice Śląskie, Sosnowiec, Świętochłowice, tarnogórski, Tychy, wodzisławski, Zabrze, zawierciański, Żory, żywiecki.</p>
	<p>Voivodship świętokrzyskie</p> <p>Powiaty: buski, jędrzejowski, kazimierski, kielecki, Kielce, konecki, opatowski, ostrowiecki, pińczowski, sandomierski, skarżyski, starachowicki, staszowski, włoszczowski.</p>
	<p>Voivodship warmińsko-mazurskie</p> <p>Powiaty: bartoszycki, braniewski, działdowski, Elbląg, elbląski, elcki, giżycki, gołdapski, iławski, kętrzyński, lidzbarski, mrągowski, nidzicki, nowomiejski, olecki, olsztyński, ostródzki, Olsztyn, piski, szczycieński, węgorzewski.</p>
	<p>Voivodship wielkopolskie</p> <p>Powiaty: chodzieski, czarnkowsko-trzcianecki, gnieźnieński, gostyński, grodziski, jarociński, kaliski, Kalisz, kępiński, kolski, koniński, Konin, kościański, krotoszyński, leszczyński, Leszno, międzychodzki, nowotomyski, obornicki, ostrowski, ostrzeszowski, pilski, pleszewski, Poznań, poznański, rawicki, słupecki, szamotulski, średzki, śremski, turecki, wągrowiecki, wolsztyński, wrzesiński, złotowski.</p>
	<p>Voivodship zachodniopomorskie</p> <p>Powiaty: gryficki, gryfiński, kamieński, Koszalin, koszaliński, myśliborski, policki, sławieński, Szczecin, szczecinecki, świdwiński</p>

Regions officially free	
	Świnoujście.
Portugal	Região Algarve: all distritos;
	Região Alentejo: all distritos
	Região Centro: all distritos
	Região Lisboa e Vale do Tejo: all distritos
	Região Norte: distritos: Braga, Bragança, Viana do Castelo, Vila Real
	Região Autónoma dos Açores*
United Kingdom	Isle of Man

* Região Autónoma dos Açores



2.4 INFECTIOUS BOVINE RHINOTRACHEITIS

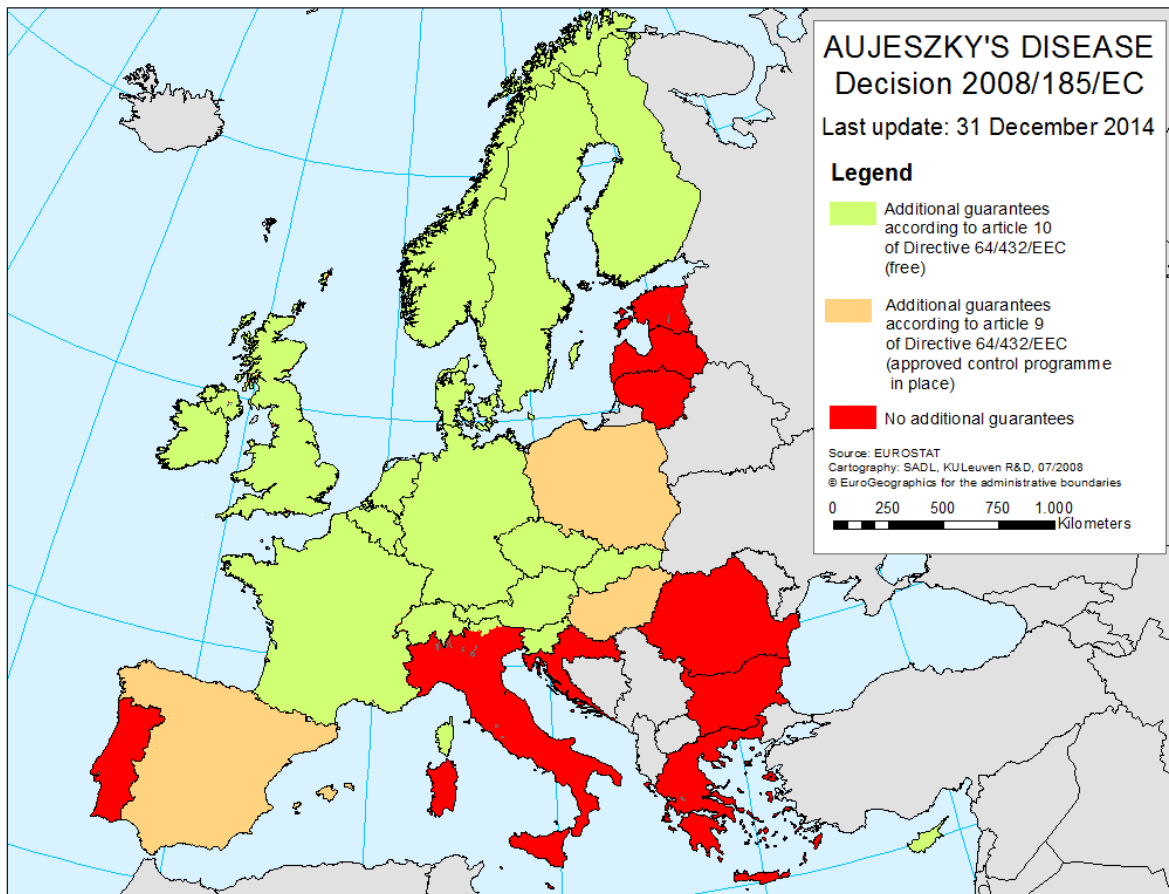


Legal basis

Commission Decision 2004/558/EC as last amended by Commission Decisions 2014/703/EU (**new countries or regions in 2014 mentioned in bold**). EFTA Surveillance Authority Decision 74/94/COL replaced by 159/10/COL (Norway) and Appendix 2(I)(B)(6) of Annex 11 to the Agreement between the EU and the Swiss Confederation on trade in Agricultural Products

Countries free (additional guarantees according to Article 10 of Directive 64/432/EEC)	
Austria	Norway
Denmark	Sweden
Finland	Switzerland
Regions free (additional guarantees according to Article 10 of Directive 64/432/EEC)	
Germany	The Federal State of Bavaria, the Federal State of Thuringia
Italy	Province of Bolzano
Countries with approved eradication programme (additional guarantees according to Article 9 of Directive 64/432/EEC)	
Belgium, Czech Republic	
Regions with approved eradication programme (additional guarantees according to Article 9 of Directive 64/432/EEC)	
Germany	All regions, except the Federal State of Bavaria and the Federal State of Thuringia
Italy	The Autonomous Region of Friuli-Venezia Giulia; The Autonomous Province of Trento, The Autonomous Region of Valle d'Aosta

2.5 AUJESZKY'S DISEASE



Legal basis

Commission Decision 2008/185/EC as last amended by Commission Decisions 2012/701/EU of 13 November 2012 as regards the inclusion of Ireland, Northern Ireland and the province of Bolzano in Italy in the list of Member States or regions thereof free of Aujeszky's disease.

EFTA Surveillance Authority Decision 226/96/COL replaced by 160/10/COL (Norway) and Appendix 2(I)(B)(7) of Annex 11 to the Agreement between the EU and the Swiss Confederation on trade in Agricultural Products (Switzerland).

Countries free (additional guarantees according to Article 10 of Directive 64/432/EEC)	
Austria	Luxembourg
Belgium	Netherlands
Cyprus	Norway
Czech Republic	Slovenia
Denmark	Slovakia
Finland	Sweden
Germany	Switzerland
Ireland	United Kingdom

Regions free (additional guarantees according to Article 10 of Directive 64/432/EEC)	
France	The departments of Ain, Aisne, Allier, Alpes-de-Haute-Provence, Alpes-Maritimes, Ardèche, Ardennes, Ariège, Aube, Aude, Aveyron, Bas-Rhin, Bouches-du-Rhône, Calvados, Cantal, Charente, Charente-Maritime, Cher, Corrèze, Côte-d'Or, Côtes-d'Armor, Creuse, Deux-Sèvres, Dordogne, Doubs, Drôme, Essonne, Eure, Eure-et-Loir, Finistère, Gard, Gers, Gironde, Hautes-Alpes, Hauts-de-Seine, Haute Garonne, Haute-Loire, Haute-Marne, Hautes-Pyrénées, Haut-Rhin, Haute-Saône, Haute-Savoie, Haute-Vienne, Hérault, Indre, Ille-et-Vilaine, Indre-et-Loire, Isère, Jura, Landes, Loire, Loire-Atlantique, Loir-et-Cher, Loiret, Lot, Lot-et-Garonne, Lozère, Maine-et-Loire, Manche, Marne, Mayenne, Meurthe-et-Moselle, Meuse, Morbihan, Moselle, Nièvre, Nord, Oise, Orne, Paris, Pas-de-Calais, Pyrénées-Atlantiques, Pyrénées-Orientales, Puy-de-Dôme, Réunion, Rhône, Sarthe, Saône-et-Loire, Savoie, Seine-et-Marne, Seine-Maritime, Seine-Saint-Denis, Somme, Tarn, Tarn-et-Garonne, Territoire de Belfort, Val-de-Marne, Val-d'Oise, Var, Vaucluse, Vendée, Vienne, Vosges, Yonne, Yvelines
Italy	Province of Bolzano
Countries with approved eradication programme (additional guarantees according to Article 9 of Directive 64/432/EEC)	
Spain	
Hungary	
Poland	
Regions with approved eradication programme (additional guarantees according to Article 9 of Directive 64/432/EEC)	
/	

CHAPTER 3

Details of the occurrence of diseases listed in Annex E (I) to Directive 64/432/EEC and of any other diseases covered by the additional guarantees provided for by Union legislation and of monitoring or eradication programme (not covered by Decision 2008/940/EC) in the territory of the EU Member States, Norway and Switzerland

3.1 BOVINE TUBERCULOSIS

MS or region (¹)	Total number of existing bovine		Officially free herds		Infected herds		Routine tuberculin testing		Number of tuberculin tests carried out before the introduction into the herds [Annex A(I)(2)(c) 3 rd indent(1) of Directive 64/432/EEC]	Number of animals with suspicious lesions of tuberculosis examined and submitted to histopathological and bacteriological examinations	Number of animals detected positive in bacteriological examination
	Herds	Animals	Number of herds	%	Number of herds	%	Interval between routine tuberculin tests (²)	Number of animals tested			
AT*	65,209	1,953,201	65,199	99,985	10	0,015	(a) and (g)	57,485	49	36	11*
BE*	30,138	2,615,471	30,138	100	0	0	(a) and (g)	194,178	310,977	91	1
BG*	56,512	594,776	56,512	99,966	10	0,03	(b)	463,292	0	37	0
CH	39,161	1,560,293	39,160	99,99	1	0,01	(g)*	6,000	147**	265	1
CY*	344	58,655	280	89,17	0	0	(b) and (c)	23,885	-	0	0
CZ	19,383	1,407,555	19,383	100	0	0	(g)*	179,384	179,384	1	0
DE*	162,221	12,710,385	162,209	99,993	12	0,007	(a), (b) and (g)	35,865	235	304	41**
DK*	18,877	1,563,933	18,877	100	0	0	(g)	1,150	0	0	0
EE	3,936	265,044	3,936	100	0	0	(f)	31,616	106	0	0
ES*											
FI*	12,970	910,599	12,970	100	0	0	(a)	518*	0	5	0
FR*	212,550	18,962,012	212,290	99,88	107	0,05	(a), (b), (c), (d), (e), (f)*	709,400	139,429	532	25*
UK(E,W,NI)											
UK(SC)*	13,068*	1,706,522 ^b	13,066 ^a	99,98 ^a	3 ^c	0,02 ^c	(f) and/or (g)**	217,257 ^d	2,428 ^c	16 ^f	2 ^g
UK(IoM)*	278	30,370	278	100	0	0	(c)	6,249	0	0	0
GR*	24,279	676,640	10,760	44,32	203	0,84	(b)	175,758	-*	-*	-*
HR*	34,399	458,976	33,920	98,60	8	0,023	(b)	361,044	-*	40**	14***
HU*	16,419	891,661	16,409	99,94	3*	0,02	(b)	794,137	89,282	429**	25
IE*											
IT*	-	-	-	-	-	-	-	-	-	-	-
LT*	73,427	710,289	73,427	100	0	0	(b)	636,227	12,158	94,171*	0
LU	1,319	190,847	1,319	100	0	0	(a)	0	0	11	0
LV	28,059	422,019	28,059	100	0	0	(a)	0	0	0	0
MT*	192	14,622	114	100	0	0	(b)	13,343	0	0	0
NL	51,089	4,106,454	51,085	99,99	4	0,008	(a)	-	-	11	7
NO	14,269	832,262	14,269	100	0	0	(a)	1	0	0	0
PL	562,583	6,251,536	562,574	99,99	9	0,0015	(g)	1,244,905	74	145	107
PT*	335	10,802	335	100	0	0	(f)	1,183	12	0	0
RO	619,591	2,290,215	619,555	99,99	36	0,01	(b)	2,051,078	0	190	45
SE*	18,210	1,493,119	18,210	100	0	0	(g)	610*	0	57**	0
SI	33,531	466,268	33,531	100	0	0	(d)	143,071	0	7	0
SK*	8,758	476,141	8,758	100	0	0	(g)*	46,990	0	0	0

(¹) Detailed regional information is required, unless the officially free status has been granted to the whole territory of the Member State.

(²) a) No routine tests, b) Tests once a year, c) Tests each 2 years, d) Tests each 3 years, e) Tests each 3 years concerning 24 months aged animals, f) Tests each 4 years, g) Tests each 5 years (or give details if other)

MS or region (1)	Total number of existing bovine		Officially free herds		Infected herds		Routine tuberculin testing		Number of tuberculin tests carried out before the introduction into the herds [Annex A(I)(2)(c) 3 ^o indent(1) of Directive 64/432/EEC]	Number of animals with suspicious lesions of tuberculosis examined and submitted to histopathological and bacteriological examinations	Number of animals detected positive in bacteriological examination
	Herds	Animals	Number of herds	%	Number of herds	%	Interval between routine tuberculin tests (2)	Number of animals tested			
Additional information:											
<p>AT: *all 10 herds positive for <i>M. caprae</i>: Measures applied like in case <i>M. bovis</i>.</p> <p>BE: * intensive testing by tracing-back and tracing-on in case of a suspected or an infected herd or follow up testing of infected herds or contact herds. Bacteriological examination: follow-up tuberculin in April 2014 of outbreak herd TUB_2013_09 were partial stamping-out was applied in 2013. Due to some reactors at tuberculin in 2014, total stamping-out was realised and one bovine with suspicious lesions at slaughter was positive by bacteriological examination.</p> <p>BG * in Bulgaria for 2014 only animals above 24 months were tested</p> <p>CH: * follow-up; ** summering cows AT</p> <p>CZ: * Single tuberculin test on: all imported females (except animals for slaughter) and breeding bulls from third countries older than 6 weeks of age. all removed females (except animals for slaughter) older than 6 weeks and breeding bulls older than 6 weeks of age from Member States which have not the officially TB free status. all breeding bulls females older than 24 months</p> <p>DE: * as regards land BY: The tested animals were tested because of the result of an tuberculosis test or because of a result of an examination in a slaughterhouse (so not by random but caused by an event) and showed just partially pathological anatomical modifications. Those animals were firstly tested bio-molecularly and just by unclear or PCR positive result were tested bacteriologically through cultivation. A differentiation as "animals with tuberculosis lesions, which will be tested histopathologically and bacteriologically as well" is at that time not possible. Two positive cases occurred in one herd. As regards land BE: Single testing of a random sample of female cattle older than 24 months through simultaneous test, so that tuberculosis can be detected with a confidence of 95% and a prevalence of 0,1%. As regards Land SI: In the framework of the tuberculosis monitoring 2.284 animals were tested in 2014. In the 2 tuberculosis-holdings 115 cattle were tested with tuberculin. ** 34 <i>M. caprae</i>, 7 <i>M. bovis</i></p> <p>DK:* Bulls at semen collection centres are subjects to tuberculin test in accordance with the provisions of Council Directive 88/407/EEC.. Furthermore, some bovine animals are tested before export.</p> <p>ES: *2008/940/EC</p> <p>FI: * 518 intradermal tuberculin tests were done on bulls standing at the semen collection centres or new bulls introduced to the centres.</p> <p>FR: *officially free herds at the 31/12/2014 including 87 herds suspended on 31/12/2014 and whose suspension was removed on 1 January and 1 February 2014 because not infected; ** (a) 52 départements, (b) 4 départements, (c) 5 départements, (d) 10 départements, (e) 3 départements, (g) 22 départements with tests rhythm adapted to local epidemiological situation. *** These numbers relate to the findings at slaughterhouse on animals from qualified herds. Examination of cattle from suspected herds or within epidemiological link, has led to detection of lesions in 113 cattle out of 2203 slaughtered, amongst which 90 were confirmed infected, including 1 animal without lesions that was confirmed infected with systematic analysis of samples. In infected herds, where partial stamping out was carried out, inspection of 2926 cattle slaughtered led to identify 57 cattle with lesions, amongst which 36 were confirmed by culture. In herds where total stamping out was carried out, inspection led to the identification of lesions in 175 cattle out of 7669 slaughtered.</p> <p>LT: *tested after slaughter</p> <p>MT: * According to the national TB control programme the dairy herds are tested every 6 months. The test is performed on animals over 42 days old. The number of tests performed is 18968. The bovine population present in the Maltese islands is composed by 15,420 animals in 283 farms divided as indicated hereunder: -114 dairy farms with 13,708 animals -169 farms of fattening animals with 1,712 animals. Within this category there are 78 farms which hold few females animals (n. 424 females) with 914 animals in total. No movements are allowed from farms for fattening to dairy farms. 4318 animals have been slaughtered during 2014. A post mortem examination is carried out on all the animals slaughtered.</p> <p>UK (England, Wales & Northern Ireland): 2008/940/EC UK (Scotland): * (a) Number of herds as at 31 December 2012 (b) Bovine animal number sourced from Cattle Tracing System (c) Number of infected herds (OTF status withdrawn) of indigenous origin. (d) All tuberculin skin tests and interferon-gamma blood tests done on individual animals. (e) Number of cattle required to receive a negative pre-movement test before leaving England / Wales and arrival in Scotland (does not include imported cattle) (f) Carcases investigated after disclosure of suspect TB lesions at routine slaughter of cattle from OTF herds (ie test reactors excluded) (g) Cattle carcases with suspect TB lesions at routine slaughter from which <i>Mycobacterium bovis</i> was isolated. Excludes tuberculin and gamma-interferon test reactors</p> <p>** (g) Scotland has OTF status and implements a risk-based routine surveillance testing strategy which exempts herds that qualify as "low risk" from routine four yearly testing, according to an algorithm published on the Scottish Government website. In 2014, 1,803 OTF herds were routinely skin tested and a further 905 OTF herds were exempted from routine testing as "low risk".</p> <p>UK(IoM): * Isle of Man</p> <p>GR: * data from 5 units are not included in the report as they were not available when the report was finalised.</p> <p>HR: *number of pre-movement tests is included in number of routine tuberculin testing. ** Number includes tuberculin skin test reactors and suspect TB lesions during routine slaughter *** M. Caprae 10 animals, M bovis 4 animals (from 14 animals with confirmed TB, 12 animals (fattening herds) did not originate in Croatia.</p> <p>HU: * All the infected herds were positive to M.caprae. The measures applied were the same as in case of M.bovis. ** It means the number of animals sent to slaughter for diagnostic reasons. Samples from these animals were sent to NRL for histopathological and bacteriological examinations. IE: *2008/940/EC</p> <p>IT: *Data not provided for free regions: Abruzzo (Pescara), Bolzano, Emilia Romagna, Friuli Venezia Giulia, Lazio (Rieti, Viterbo), Lombardia, Marche (Ascoli Piceno, Fermo), Piemonte (Asti, Biella, Novara, Verbanco-Cusio-Ossola, Vercelli), Sardegna (Cagliari, Medio-Campidano, Ogliastra, Olbia-Tempio, Oristano), Toscana; Trento, Veneto; other regions: 2008/940/EC.</p> <p>PT: *Only for Algarve region (other regions : 2008/940/EC)</p> <p>SE: *419 tests at semen collection centres have been performed in accordance with Council Directive 88/407/EEC. 110 animals of different species were tested in connection with import and exports. 13 goats and 12 camelids were tested in connection with zoo activity, 55 bovine animals and 1 jak were tested to exclude infection with Tb. ** lesions detected at slaughter : 40 pigs, 1 calf, 1 horse, 1 sheep. Clinical suspicions or lesions at necropsy: 4 deer, 2 bovine, 1 sheep, 2 elks, 1 alpaca, 4 dogs.</p> <p>SK: *(g) tests each 5 years</p>											

3.2 BOVINE BRUCELLOSIS

MS or region ⁽¹⁾	Total number of existing bovine		Officially free herds		Infected herds		Surveillance ⁽²⁾						Investigations of suspect cases								
	Herds	Animals	Number of herds	%	Number of herds	%	Serological tests			Examination of bulk milk samples			Information on abortions			Epidemiological investigation					
							Number of bovine herds tested	Number of animals tested	Number of infected herds	Number of bovine herds tested	Number of animals or pools tested	Number of infected herds	Number of notified abortions whatever cause	Number of abortions due to <i>brucella</i> infection	Number of isolations of <i>Brucella abortus</i>	Number of animals tested with serological blood tests	Number of suspended herds	Number of positive animals		Number of animals examined microbiologically	Number of animals positive microbiologically
	Serologically	B.S.T																			
AT	65,209	1,953,201	65,209	100	0	0	1,328	11,326	0	1,389	1,391	0	413	0	0	375	3	0	0	32	0
BE	30,138	2,615,471	30,138	100	0	0	13,403	96,030	0	9,090	17,869	0	10,577	0	0	1,227	18	36	0	61	0
BG*	86,512	594,776	86,512	100	0	0	41,135	379,934	0	0	0	0	7	0	0	0	0	0	0	0	0
CH	39,161	1,560,293	39,161	100	0	0	0	0	0	0	0	4,015	0	0	4,572	0	6	0	0	0	0
CY*	344	58,655	307	97,77	0	0	138	1,956	0	209	40,435	0	6	0	0	0	0	0	0	0	0
CZ	19,383	1,407,555	19,383	100	0	0	6,103	96,850	0	0	0	4,374	0	0	4,374	0	0	0	3	0	0
DE	162,221	12,710,385	162,221	100	0	0	22,482	774,187	1	40,306	89,994	1	3,198	21	0	1,876	0	1	0	702	0
DK*	18,877	1,563,933	18,877	100	0	0	-	1,643*	0	0	0	0	0**	0	0	2	0	0	0	0	0
EE*	3,936	265,044	3,936	100	0	0	575*	5,419	0	575*	13,696	0	1,080	0	0	0	0	0	0	8	0
ES*	7,961	288,246	7,961	100	0	0	5,620	108,051	0	471	36,186	0	16	0	0	14	0	5	0	6	0
FI*	12,970	910,599	12,970	100	0	0	9	715	0	865	865	0	98	0	0	0	0	0	0	0	0
FR*	212,550	18,962,012	212,494	99,97	0	0	117,194	1,430,874	0	56,132	56,995	0	65,743	0	0	67,017*	106	34	3	21	0
UK(GB)	77,152	8,393,000	77,152	100	0	0	1,128	13,676	0	9,364	38,801	0	6,270	0	0	0	0	0	0	0	0
UK(IoM)	278	30,370	278	100	0	0	18	402	0	38	3,836	0	69	0	0	69	0	0	0	0	0
UK(NI)*																					
GR*	17,705	364,767	7,488	42,29	211	1,19	4,673	73,833	269	1,633	3,522	60	*	*	*	73,833	3,901	3,435	*	*	*
HR*	34,399	458,976	33,350	96,95	0	0	29,686	265,005	0	0	0	0	1,351	0	0	0	6	8	0	399*	0
HU*	16,419	891,661	16,389	99,82	0	0	12,150	393,807	0	139	11,352	0	917	0	0	0	0	0	0	0	0
IE*	114,508	6,115,528	114,508	0	0	0	20,022	542,143	0	10,218	195,380	0	2,509	0	0	0	0	0	-	0	0
IT*	-	-	-	-	-	-	-	-	-	-	-	-	-	-	-	-	-	-	-	-	-
LT	73,427	710,289	73,427	100	0	0	56,979	271,215	0	23,507	397,078	0	34	0	0	332	0	0	0	0	0
LU	1,319	190,847	1,319	100	0	0	32	144	0	738	738	0	36	0	0	57	1	1	1	1	0
LV	28,059	422,019	28,059	100	0	0	8,044	37,078	0	1,041	28,006	0	1,303	0	0	0	0	0	0	0	0
MT*	192	14,622	192	100	0	0	192	15,426	0	114	452	0	0	0	0	0	0	0	0	0	0
NL	51,089	4,106,454	51,089	100	0	0	0	0	0	0	0	0	11,989	0	0	11,989	39	39	0	10	0
NO	14,269	832,262	14,269	100	0	0	44	98	0	0	0	0	26	0	0	0	0	0	0	0	0
PL	562,583	6,251,536	562,583	100	0	0	73,913	585,997	0	0	0	0	158	0	0	271	88	45	0	101	0
PT*	2,670	70,224	2,670	100	0	0	954	11,092	0	127	1,802	0	1	0	0	34	1	0	0	0	0
RO	619,591	2,290,215	619,591	100	0	0	619,155	1,335,064	0	436	55,452	0	57	0	0	0	0	2	0	1	0
SE*	18,210	1,493,119	18,210	100	0	0	0	0	0	0	0	0	0	0	0	0	0	0	0	33*	0
SI	33,531	466,268	33,531	100	0	0	6,626	33,049	0	0	0	0	0	0	0	0	0	0	0	0	0
SK	8,758	476,141	8,758	100	0	0	1,056	45,780	0	0	0	0	1,961	0	0	1,961	0	0	0	400	0

④ Detailed regional information is required, unless the officially free status has been granted to the whole territory of the Member State.

⑤ Please give details

BG: * in Bulgaria for 2014 only animals above 24 months were tested

CY: * Total number of herds under the programme is 314.

DK: * Bulls at semen collection centres are subjects to serological test for bovine brucellosis in accordance with Council Directive 88/407/EEC. Furthermore, some bovine animals are tested before export. ** In 2014 109 abortions were tested for brucellosis. Non were due to suspicion and all tested negative.

EE: * total number of herds tested (as in many cases from the same herd both serological and bulk milk samples are taken).

ES: * only Autonomous Region of the Canary Islands, Autonomous Community of the Balearic Islands, Autonomous Community of Pais Vasco, Autonomous Community of Murcia, and Autonomous Community of La Rioja; other regions: 2008/940/EC

FI: * Abortions in cattle are as such not notifiable in Finland, if there is no reason to suspect a notifiable disease. The number indicates the number of abortions, from which samples were submitted to the laboratory on a voluntary basis to clarify the reason for the abortion, and where a *Brucella*-examination was carried out among other examinations.

FR*: Number of animals tested with serological blood tests: aborted females (65,743 females) and suspected animals detected by serology under APMS (1,274 animals)

UK(IoM): Isle of Man

UK(ND): 2008/940/EC

GR: * data from 5 units are not included in the report as they were not available when the report was finalised.

HR: includes microbiological examination of aborted material (391) and samples from slaughtered serologically positive animals (8).

HU: * Investigation of the reported abortion + serological investigation of all cattle over 24 months of age in every year.

IE: * pooled bulk milk samples tested.

IT: * **Data not provided for free regions: (Abruzzo (Pescara), Bolzano, Emilia-Romagna, Friuli Venezia Giulia, Lazio (Frosinone, Latina, Rieti, Viterbo), Liguria, Lombardia, Marche, Molise (Campobasso), Piemonte, Puglia (Brindisi), Sardegna, Toscana, Trento, Umbria, Valle d'Aosta, Veneto);** other regions: 2008/940/EC.

MT: * According to the national BR control programme the breeding animals are tested every 6 months. The test is performed on animals over 12 months old (on farm and at the slaughterhouse). The number of tests performed is 28008.

The bovine population present in the Maltese islands is composed by 15420 animals in 283 farms divided as indicated hereunder:

-114 dairy farms with 13708 animals.

- 192 breeding farm with 14622 (dairy + fattening farm with females).

-169 farms of fattening animals with 1712 animals. Within this category there are 78 farms which hold few females animals (n. 424 females) with 914 animals in total.

No movements are allowed from farms for fattening to dairy farms. 4318 animals have been slaughtered during 2014.

PL: empty herds and herds with animals under 24 months of age – 51,092

PT: * only for Algarve region and for Azores Islands of Corvo, Faial, Flores, Graciosa, Pico and St. Maria; other regions 2008/940/EC.

SE: * the surveillance is based on aborted foetus, 33 bovines.

⁽¹⁾ Detailed regional information is required, unless the officially free status has been granted to the whole territory of the Member State.

⁽²⁾ Please give details

BE: Surveillance carried out at random selection of bovine herds and bovine animals. No suspected tumours were detected and sent for laboratory examination in 2014.

CY: * pools.

DE: * in all cases: histological diagnosis "lymphatic Leucosis".

EE: *total number of herds tested (as in many cases from the same herd both serological and bulk milk samples are taken).

FI: *16% of all dairy herds (total number of dairy herds was 8,084) were screened for EBL by using bulk milk samples. In addition 845 blood samples from A.I. bulls and their herds of origin were tested with negative results in 2014.

FR: *99,68% = 211 865 herds

GR: * data from not all units are included in the report as they were not available when the report was finalised.

HR: *the total number of EBL officially free herds at the end of 2014 was 30,841. The eradication and monitoring programme in Croatia consists of serological testing of all breeding animals over 24 months of age. The first test was conducted in 2013 and second in 2014. Programme is continuing in 2015 for remaining non OF herds and for maintenance of status.

HU: Current Hungarian rule= Investigation of all cattle over 24 months of age in every third year;

IT Data not provided for free regions: **Abruzzo (Pescara), Bolzano, Campania (Avellino, Benevento, Napoli), Emilia-Romagna, Friuli Venezia Giulia, Lazio (Frosinone, Latina, Rieti, Viterbo), Liguria, Lombardia, Marche, Molise, Piemonte, Puglia (Brindisi), Sardegna, Sicilia (Agrigento, Caltanissetta, Catania, Enna, Palermo, Ragusa, Siracusa, Trapani), Toscana, Trento, Umbria, Valle d'Aosta, Veneto**; other regions: 2008/940/EC.

MT: * According to the national EBL control programme the breeding animals are tested every 6 months. The test is performed on animals over 12 months old. The number of tests performed is 22404 on dairy farms and some fattening farm with eligible bovines. The bovine population present in the Maltese islands is composed by 15420 animals in 283 farms divided as indicated hereunder:

-114 dairy farms with 13708 animals

- 192 breeding farm with 14622 (dairy + fattening farm with females)

-169 farms of fattening animals with 1712 animals. Within this category there are 78 farms which hold few females animals (n. 424 females) with 914 animals in total.

No movements are allowed from farms for fattening to dairy farms. 4318 animals have been slaughtered during 2014.

PL: * empty herds and herds with animals under 24 months of age – 51,092

The figures includes also not officially free regions (zachodniopomorskie voivodship: bialogardzki, choszczenski, drawski, goleniowski, kolobrzski, lobeski, pyrzycki, stargardzki, walecki regions): with 2,474 herds and 48,438 animals, where 1,843 herds and 23,832 animals were tested, 3 infected herds were detected, with 1 suspect case other than tumours and 99,94 % free herds.

PT: *figures for the free regions of EBL (including Azores Islands)

3.4 INFECTIOUS BOVINE RHINOTRACHEITIS

MS or region ⁽¹⁾	Total number of existing bovine		Surveillance ⁽²⁾						Suspicion cases		Percentage of officially	
	Herds	Animals	Serological tests			Examination by bulk milk samples			Number of animals tested	Number of infected animals	free herds ⁽³⁾	infected herds ⁽⁴⁾
			Number of bovine herds tested	Number of animals tested	Number of infected herds	Number of bovine herds tested	Number of animals tested (if not available, indicate number of pools tested)	Number of infected herds				
AT*	65,209	1,953,201	1,368	11,262	0	1,399	1,401	0	295	0	100	0
BE*	30,138	2,615,471	17,632	415,305	2,001	142	-	76	54	1	40,35	0,003
CH	39,161	1,560,293	1,281	20,294	0	1,723	3,372	0	4,350	0	100	0
CZ*	19,383	1,407,555	16,052	563,629	11	190	16,079	0	3,621	439	82,81	0,41
DE*	131,539	11,056,318	65,305	3,206,611	2,363	60,658	6,020,484	375	567,663	32,887	97,46	2,54
DK*	18,877	1,563,933	-*	9,282	0	3,547	10,909	0	42	0	100	0
FI*	12,970	910,599	911	7,195	0	1,277	1,277	0	129	0	100	0
UK(NI)*	24,058	1,563,671	1,178	3,448	335*	228	629	400	392	10	Not applicable	Not applicable
IE	-	-	1,962	7,601	789	-	-	-	1,552	119	-	-
IT*	11,641	253,438	6,885	96,660	75	5,066	5,568	0	1,770	300	99,36	0,63
NL	51,089	4,106,454	7,292	-	126	2,605	-	-	-	-	14	-
NO	14,269	832,262	935	2,412	0	1,489	0	0	0	0	100	0
RO	619,591	2,290,215	115	859	0	0	0	0	0	0	100	0
SE*	18,210	1,493,119	2,855	6,095	0	1,747	2,131	0	3*	0	100	0
SK	8,758	476,141	1,995	106,327	2,903	0	0	0	2,378	267	58	42

⁽¹⁾ Detailed regional information is required, unless additional guarantees have been granted to the whole territory of the Member State in accordance with Article 9 or 10 of Directive 64/432/EEC.

⁽²⁾ Please give details

AT: * Verification of non-negative milk samples is made by blood testing.

BE: * Laboratory analysis in case of purchase, abortion, diagnosis, export, qualification of herds, exhibition and mandatory eradication program since 5 January 2012.

CZ: * Compulsory eradication programme for IBR has been implemented in the Czech Republic since 1 January 2006. The number of eradicated holdings was at that time 19 %. In the year 2014, the number of officially free holdings was 82,81 % in which was bred 89,11 % of all bovine animals. The number of positive animals was 4 560 which are bred in 81 holdings (31.12.2014). In infected holdings is bred 3,16 % of all bovine animals and there is used the marker vaccine for eradication. The rest of holdings (3 331) are small farmers with 1-3 animals from free holdings and they are bred for meat. So they are slaughtered as young animals.

DE: * Dairy and suckler cows including offspring and specialised rearing of heifers (without fattening units and animals for fattening).

DK: * It is not possible to give the number of bovine herds tested in serological tests, as the number of animals tested consist of both active surveillance and animals tested in connection with export.

FI: * 16 % of all dairy herds (total number of dairy herds was 8,084) were screened for IBR by using bulk milk samples. 7,195 blood samples collected from 991 suckler cow herds at slaughter were tested for IBR. In addition 845 blood samples from A.I. bulls and their herds of origin, and 95 and 78 blood samples in connection with export and import of animals etc., were tested in 2014.

UK(NI): * 904 animals. There is no programme in place for this disease and therefore it is not possible to provide the required definition.

IT: * Friuli Venezia Giulia, Trento, Valle d'Aosta

SE: *1 herd with 80 bovines, 3 individual swabs and bulkmilk sample.

<p>⁽³⁾ Definition of free herds:</p> <p>AT: A herd in which no reactor and no IBR/IPV suspect animals or animals suspected of being infected were found.</p> <p>BE: Application of Royal Decree of 22 November 2006 concerning a National eradication programme and the qualification of herds could be applied on a voluntary base until 31 December 2011. From 1 January 2012, the eradication programme and the qualification of the herds became mandatory. Sanitary IBR statute I 3 or I 4 = herd free or officially free of IBR = herd without any bovine animal testing serologically positive respectively for gE or gB glycoprotein antigens of the IBR virus. Sanitary IBR statute I2 = vaccinated herd, not free yet. Sanitary statute I 1: all other non I2, I3 or I4 qualified herds or herds that lost their qualification.</p> <p>Number of qualified herds end 2014 on holdings with presence of bovines, I2 = 14.384 herds (vaccinated herds), I3 = 9.096 herds gE negative (free herds, vaccination authorised), I4 = 1.113 herds gB negative (free herds, vaccination forbidden). Number of unqualified herds I1 = 708. Percentage of free herds = percentage of I3 and I4 herds on the total number of qualified herds (25.301).</p> <p>DK: A free herd is defined as a herd where there isn't any animal with antibodies against IBR.</p>	<p>⁽⁴⁾ Definition of infected herds :</p> <p>AT: A herd in which one or more reactors are present or have been present. Definition of reactor: a bovine animal from which the pathogen has been isolated, or at the age of six months or above and for which the result of the serological test was "positive" or the result of three consecutive tests was "inconclusive".</p> <p>BE: Infected herd = isolation of IBR virus, 1 infected herd was confirmed in January 2014. Percentage of infected herds = percentage of the number of infected herds on the total number of herds.</p> <p>DK: An infected herd is defined as a herd where there are animals with antibodies against IBR</p>
---	---

Member State	Area	Rabies cases																									Human cases	Human exposure	
		Domestic animals										Wildlife																	
		dog	Cat	cattle	equine	Sheep	goat	pig	stray dog	other	unspecified	fox	raccoon dog	Raccoon	wolf	badger	Marten	other mustelides	other carnivores	wild boar	roe deer	red deer	fellow deer	other	bat	unspecified			
LV		0	0	0	0	0	0	0	0	0	0	0	0	0	0	0	0	0	0	0	0	0	0	0	0	0	0	0	
MT		0	0	0	0	0	0	0	0	0	0	0	0	0	0	0	0	0	0	0	0	0	0	0	0	0	0	0	
NL		0	0	0	0	0	0	0	0	0	0	0	0	0	0	0	0	0	0	0	0	0	0	0	0	12	0	0	
NO		0	0	0	0	0	0	0	0	0	0	0	0	0	0	0	0	0	0	0	0	0	0	0	0	0	0	0	
PL		9	5	2	0	0	0	0	0	0	0	73	1	0	0	1	4	0	0	0	3	0	0	0	0	7	0	0	
PT		0	0	0	0	0	0	0	0	0	0	0	0	0	0	0	0	0	0	0	0	0	0	0	0	0	0	0	
RO		11	6	25	0	0	4	0	0	0	0	116	0	0	1	0	1	1	2	0	0	0	0	2	0	0	0		
SE		0	0	0	0	0	0	0	0	0	0	0	0	0	0	0	0	0	0	0	0	0	0	0	0	0	0	0	
SI*		0	0	0	0	0	0	0	0	0	0	1	0	0	0	0	1*	0	0	0	0	0	0	0	0	0	0	0	
SK		0	0	0	0	0	0	0	0	0	0	0	0	0	0	0	0	0	0	0	0	0	0	0	0	0	0	0	
Total		22	11	27	0	0	5	0	0	0	0	221	1	0	1	1	6	1	2	0	4	0	0	2	32	0	0	2	

The information shall be in the format used for quarterly reports on the occurrence of rabies sent by the Member States to the WHO Collaborating Centre for Rabies Surveillance and Research.

The Member States may provide the information also in the format of the annual report on the occurrence of rabies established by the WHO Collaborating Centre for Rabies Surveillance and Research, <http://www.who-rabies-bulletin.org>

ES: *EBLV-1 in Cataluna and Andalucia
SI: *vaccine (SAD B-19) induced rabies case
UK: *EBLV-2

3.6 CASES OF FOOT-AND-MOUTH DISEASE (FMD), CONTAGIOUS BOVINE PLEUROPNEUMONIA (CBPP), SWINE VESICULAR DISEASE (SVD), CLASSICAL SWINE FEVER (CSF) AND AFRICAN SWINE FEVER (ASF)

ANIMAL DISEASE NOTIFICATION SYSTEM

Date of the report:
Reporting period: 2014

(A): Number of Outbreaks
(B): Last Date of Confirmation

Member States		F.M.D	S.V.D.	RIND ER PEST	CBPP	B.T.	C.S.F.	C.S.F. WB	A.S.F.	N.D.	A.I.	VES STO M	P.P. R	L.S.D.	CAPRI POX
AT	(A)	0	0	0	0	0	0	0	0	0	0	0	0	0	0
	(B)	1981	-	1881	1921	2009	1997	2001	-	1997	1946*				
BE	(A)	0	0		0	0	0	0	0		0				
	(B)	1976	1993	1920	1897	2013	1997	2002	1985		2003				
BG	(A)	0	0		0		0	0	0						
	(B)	07/04/2011	-		-		-	-	-						
CH	(A)	0	0	0	0	0	0	0	0	0	0	0	0	0	0
	(B)	1980	1975	1871	1895	03/2010	1999	1996	-	15/02/2012*	1930	-	-	-	-
CY	(A)	0	0		0		0	0	0						
	(B)	-	-		-		-	-	-						
CZ	(A)	0	0		0		0	0	0						
	(B)	1975	-	1881	1902	2009	1997	1999	-	2013*	2009	-	-	-	1950
DE	(A)	0	0		0		0	0	0		2				
	(B)	-	-		-		-	-	-		11.03.2014 10.10.2014*				
DK	(A)	0	0		0		0	0	0						
	(B)	1983	-	1782	1886	2008	1933	-	-	2005	2010*				1879
EE	(A)	0	0		0		0	0	73*						
	(B)	-	-		-		-	-	29.12.2014						
ES	(A)	0	0		0	424*	0	0	0						
	(B)	-	-		-	22/12/2014	-	-	-						
FI	(A)	0	0		0		0	0	0						
	(B)	-	-		-		-	-	-						
FR	(A)	0	0		0	42*	0	0	0						
	(B)	2001	1983		1984	05/2014	2002	2007	1974						
UK(GB)	(A)	0	0		0		0	0	0		1				
	(B)	2007	1982		1898		2000	-	-		17/11/2014				
UK(NI)	(A)	0	0		0		0	0	0						
	(B)	2001	-		-		1958	-	-						
GR	(A)	0	0		0		0	0	0						175*
	(B)	2000	1979	1926	-	2012	1985	-	-						28/11/2014
HR	(A)	0	0		0	59	0	0	0						
	(B)	-	-		-	29/11/2014	-	-	-						

Member States		F.M.D	S.V.D.	RIND ER PEST	CBPP	B.T.	C.S.F.	C.S.F. WB	A.S.F.	N.D.	A.I.	VES STO M	P.P. R	L.S.D.	CAPRI POX
HU	(A)	0	0	0	0	77	0	0	0	0	0	0	0	0	0
	(B)	1973	-	1881	1901	2014	1993	2009	-	1992	2007				1957
IE	(A)	0	0	0	0	0	0	0	0	0	0	0	0	0	0
	(B)	2001	-	1866	1892	-	1958	-	-	1997	2012*	-	-	-	1850
IT	(A)	0	5*		0	1521 **	0	0	110** *		6****				
	(B)	-	23/12/2 014	-	-	30/12/ 2014	-	-	24/12/2 014		15/12/ 2014				
LT	(A)	0	0		0		0	0	6						
	(B)	-	-		-		-	-	31/08 /2014						
LU	(A)	0	0		0		0	0	0						
	(B)	-	-	-	-	26/12 /2008	13/08/20 05	-	-						
LV	(A)	0	0		0		1	27	172*						
	(B)	01/01/1987		1921	1922		22/06/2014	15/12/2014	30/12/201 4						
MT	(A)	0	0	0	0	0	0	0	0						
	(B)	1978	1979	-	-		1967	-	1978	1993					
NL	(A)	0	0		0		0	0	0						
	(B)	2001	1994		1887		1998	-	1986						
NO	(A)	0	0		0		0	0	0						
	(B)	1952	-		1860		1963	-	-		05/12/2008				1882
PL	(A)	0	0		0		0	0	2						
	(B)	-	-				-	-	08/08 /2014						
PT	(A)	0	0		0		0	0	0						
	(B)	-	-		-		-	-	-						
RO	(A)	0	0		0	1885	0	0	0	1					
	(B)	-	-		-	2014	-	-	-	12/11/20 14					
SE	(A)	0	0		0		0	0	0	3					
	(B)	-	-				-	-		12/08/2 014					
SI	(A)	0	0		0		0	0	0						
	(B)	1968	-	1883	-		28/05/1996	-	-	1991	30/03/2006				
SK	(A)	0	0		0		0	0	0						
	(B)	-	-		-		-	-	-						

*AT: HPAI

*CH: AI: ornamental pigeons

*CZ: backyard pigeons

*DE: LPAI, regions: Laer NI, Laer NW

*DK: LPAI

*EE: wild boars

*ES: sheep ; Andalucia – 266 – 22/12/2014 ; Castilla la Mancha – 52 – 20/11/2014 ; Extremadura – 106 – 22/12/2014

*FR: serotype 1, exclusively at Island of Corsica

- *GR: Thessaloniki – 2 – 14/01/2014 ; Kavala- 1 – 29/09/2014 ; Pieria – 4 – 16/04/2014 ; Chalkidi – 1 – 06/10/2014 ; Evros – 157 – 09/10/2014 ; Xanthi – 2 – 11/03/2014 ; Rodopi – 7 – 28/11/2014 ; Lesvos – 1 – 24/11/2014
- *IE: HPAI – 1983 ; LPAI - 2012
- *IT: SVD – Basilicata – 2 – 30/04/2014 ; Calabria – 2 – 23/12/2014 ; Campania – 1 – 27/10/2014
 BT – Abuzzo – 144 – 12/11/2014 ; Basilicata – 36 – 01/12/2014 ; Calabria – 332 – 12/12/2014 ; Campania – 128 – 30/12/2014 ; Emilia Romagna – 13 – 17/12/2014 ; Lazio – 351 – 11/12/2014 ; Marche – 81 – 22/12/2014 ; Molise – 35 – 06/12/2014 ; Puglia – 85 – 30/12/2014 ; Sardegna – 22-04/12/2014 ; Sicilia – 83 – 30/12/2014 ; Toscana – 83 – 30/12/2014 ; Umbria – 128 – 17/12/2014
 ASF – Sardegna – 40 in domestic pigs – 01/10/2014 ; 70 in wild boars – 24/12/2014
 AI – LPAI : Emilia Romagna – 2 – 03/07/2014, Friuli Venezia Giulia – 1 – 28/01/2014 ; Lombardia – 1 – 25/03/2014 ; Piemonte – 1 – 16/09/2014 ;
 AI – HPAI : Veneto – 1 – 15/12/2014
- *LV: ASF in pigs – 32 – 17/09/2014; ASF in wild boars – 140 – 30/12/2014

3.7 CASES OF ANTHRAX (BOVINE AND PORCINE ANIMALS), *BRUCELLA SUI*S INFECTION AND TRANSMISSIBLE GASTRO-ENTERITIS (PORCINE ANIMALS)

Date of the report: Reporting period: 2014		(A) : Number of Outbreaks (B) : Last Date of Confirmation			
Member States		anthrax (bovine animals)	anthrax (porcine animals)	brucella suis infection	transmissible gastro-enteritis
AT	(A)	0	0	0	0
	(B)	-	-	-	-
BE	(A)	0	not notifiable	0	not notifiable
	(B)	1989	-	2012 in cattle 1969 in domestic swine	-
BG	(A)	0	0	0	0
	(B)	-	-	-	-
CH	(A)	0	0	0	0
	(B)	1997	-	12.10.2009	1995
CY	(A)	0	0	0	0
	(B)	-	-	-	-
CZ	(A)	0	0	0	0
	(B)	1990	1973	1996	1998
DE	(A)	1	0	1	1
	(B)	16.04.2014	-	10.10.2014	02.09.2014
DK	(A)	0	0	0	0
	(B)	1988	Before 1988	1999	never reported and no longer notifiable
EE	(A)	0	0	0	0
	(B)	-	-	-	-
ES	(A)	0	0	0	0
	(B)	-	-	-	-
FI	(A)	0	0	0	0
	(B)	-	-	-	-
FR	(A)	0	0	7	Unknown
	(B)	08/2013	-	12/2014	-
UK(GB)	(A)	0	0	0	0
	(B)	-	1989	-	1999
UK(NI)	(A)	0	0	0	0
	(B)	1990	-	-	-
GR	(A)	0	0	0	0
	(B)	-	-	-	-
HR	(A)	2	0	3	0
	(B)	25/11/2014	-	10/10/2014	-
HU*	(A)	13*	0	0	0
	(B)	12/11/2014	-	-	Not notifiable
IE	(A)	0	0	0	0
	(B)	-	-	never recorded	-
IT*	(A)	3*	0	2**	0
	(B)	17/10/2014	09/2012	12/09/2014	-
LT	(A)	0	0	0	0
	(B)	-	-	-	-

Member States		anthrax (bovine animals)	anthrax (porcine animals)	brucella suis infection	transmissible gastro-enteritis
LU	(A)	0	0	0	0
	(B)	-	-	-	-
LV	(A)	0	0	0	0
	(B)	01/1989	1937	12/2010	03/1985
MT	(A)	0	0	0	0
	(B)	-	-	-	-
NL	(A)	0	0	0	0
	(B)	1994	-	1973	-
NO	(A)	0	0	0	0
	(B)	1993	-	-	-
PL	(A)	0	0	0	0
	(B)	-	-	-	-
PT	(A)	0	0	0	0
	(B)	-	-	-	-
RO	(A)	0	0	0	0
	(B)	-	-	-	-
SE	(A)	0	0	0	0
	(B)	2013	-	-	-
SI	(A)	0	0	0	0
	(B)	2008	-	-	-
SK	(A)	1	0	0	0
	(B)	29/09/2014	-	-	-

HU: * Hajdu-Bihar – 4 – 30/07/2014; Heves – 1 – 07/07/2014; Jasz-Nagykun-Szolnok – 8 – 12/11/2014

IT: * Basilicata – 2 – 17/10/2014; Sicilia – 1- 13/10/2014; ** Sardegna

3.8 AUJESZKY'S DISEASE

3.8.1 EU Member States, Norway and Switzerland or regions thereof free of Aujeszky's disease and where vaccination is prohibited

MS or Region	Number of pig holdings	Number of pig holdings under AD-programme ⁽¹⁾	Number of AD not-infected pig holdings (with vaccination) ⁽²⁾	Number of AD free pig holdings (without-vaccination) ⁽³⁾	Number of holdings where AD has been detected ⁽⁴⁾
AT*	25,967	25,967	0	25,967	0
BE*	8,027	8,027	0	8,027	0
CH	7,762	7,762	0	7,762	0
CY*	75	75	0	75	0
CZ	2,574	2,574	0	2,574	0
DE	97,151	97,151	0	97,151	0
DK*	8,816	8,816	0	8,816	0
FI*	1,488	-	-	1,488	0
FR*	20,410	2,462	0	20,410	0
IE*	2,313	2,313	0	2,313	0
IT*	206	167	2	-	-
LU	300	300	0	300	0
NO	1,882	1,882	0	1,882	0
NL*	5,596	5,596	0	5,596	0
SI*	18,612	683	0	18,612	0
SE*	1,282	711	0	1,282	0
SK	815	815	0	815	0
UK*	11,319	11,319	0	11,319	0

⁽¹⁾ Programme under the supervision of the competent authority.

⁽²⁾ Pig holdings where serological tests for AD have been carried out with negative results in accordance with an official AD programme and where vaccination has been applied during the previous 12 months.

⁽³⁾ Pig holdings which fulfil the conditions of Article 1(c).

⁽⁴⁾ By means of clinical, serological, or virological investigations.

AT: By Decision 97/423/EC of 30 June 1997 Austria was granted additional guarantees in accordance with Article 10 of Directive 64/432/EEC. Therefore, since June 1997 Austria has been recognised as an Aujeszky's disease-free Member State. In order to maintain that status a yearly monitoring programme is carried out. Moreover, in Austria vaccination is forbidden. In addition, in 2014, 12,265 pigs in 3,928 herds were tested. No positive result was found. Since 1997 and also in 2014 Austria has been free of Aujeszky's disease. In the 6 semen collection centres, 1,015 pigs have tested with negative results.

BE: In total 96,668 sera of pigs in holdings and artificial insemination centers were analyzed for Aujeszky Disease by a gE or a gB ELISA. All results were negative.

CY: In 2014, 705 blood samples were tested from 38 pig holdings. These figures were randomly chosen based on a 5% prevalence among holdings and confidence interval of 95%. In Cyprus, 3 semen collection centres operate and their boars are tested for Aujeszky's disease according to Council Directive 90/429/EEC. In 2014, 227 blood samples were tested from the semen collection centres.

DK: In the surveillance program 31,968 blood samples have been tested (slaughter, export, semen collection centres).

- FI: Further information on serological monitoring:
- 1) Annual monitoring from samples collected from slaughterhouse: The total number of samples collected was 1043, all of them were analysed for AD, TGE, CSF, ASF and PRRS, all with negative results.
 - 2) Artificial insemination activities: The total number of samples collected was 1248, all of them were analysed for AD, all with negative results. Samples were also analysed for other diseases as follows: 940 for CSF, 874 for TGE, and 1286 for PRRS (the number includes some additional samples collected following one suspicious result), all with negative results.
 - 3) Finnish SPF (specific pathogen free) herds: 596 samples were collected. 466 samples were analysed for TGE and 596 for PRRS, all with negative results.
 - 4) Altogether 2076 samples from AI activities and SPF herds were analysed for *Brucella suis*, all with negative results.
 - 5) Wild boars: The total number of samples collected from wild boars was 138. All these samples were analysed for CSF and ASF, 134 for AD and 122 for *Brucella suis*, all with negative results.
- FR (départements: Ain, Aisne, Allier, Alpes-de-Haute-Provence, Alpes-Maritimes, Ardèche, Ardennes, Ariège, Aube, Aude, Aveyron, Bas-Rhin, Bouches-du-Rhône, Calvados, Cantal, Charente, Charente-Maritime, Cher, Corrèze, Côte-d'Or, Côtes-d'Armor, Creuse, Deux-Sèvres, Dordogne, Doubs, Drôme, Essonne, Eure, Eure-et-Loir, Finistère, Gard, Gers, Gironde, Hautes-Alpes, Hauts-de-Seine, Haute Garonne, Haute-Loire, Haute-Marne, Hautes-Pyrénées, Haut-Rhin, Haute-Saône, Haute-Savoie, Haute-Vienne, Hérault, Indre, Ile-et-Vilaine, Indre-et-Loire, Isère, Jura, Landes, Loire, Loire-Atlantique, Loir-et-Cher, Loiret, Lot, Lot-et-Garonne, Lozère, Maine-et-Loire, Manche, Marne, Mayenne, Meurthe-et-Moselle, Meuse, Morbihan, Moselle, Nièvre, Nord, Oise, Orne, Paris, Pas-de-Calais, Pyrénées-Atlantiques, Pyrénées-Orientales, Puy-de-Dôme, Réunion, Rhône, Sarthe, Saône-et-Loire, Savoie, Seine-et-Marne, Seine-Maritime, Seine-Saint-Denis, Somme, Tarn, Tarn-et-Garonne, Territoire de Belfort, Val-de-Marne, Val-d'Oise, Var, Vaucluse, Vendée, Vienne, Vosges, Yonne, Yvelines)(*nota bene*: no compulsory eradication plan for Aujeszky's disease in Guadeloupe, Martinique, French Guyana and Corsica).
- IE *vaccination prohibited on all holdings
- IT Province of Bolzano only
- NL: The breeding pig holdings (350) have to test 12 blood samples every month. The other pig holdings (5,078) have to test 3 blood samples every 4 months. In total 95,574 blood samples were taken and serological monitored by a gB-test in 2014. All the pig holdings sampled were negative.
- SE: In accordance with the Swedish surveillance programme for AD, 1,929 serological tests in 643 holdings were analysed in 2014.
- SI: The Republic of Slovenia was recognised as an Aujeszky's disease free Member State by Commission Decision 2010/434/EC and included in Annex I to Commission Decision 2008/185/EC.
In the frame of monitoring programme for maintaining Aujeszky's disease free status, 5,183 animals were tested in 683 herds.
Herd based sampling scheme is designed to detect a 1% level of sero-positive herds with 95% confidence (149 pig herds), and detection of within-herd prevalence of 5% with 95% confidence in breeding and mixed herds, combined with risk based components (purchased breeding pigs; pigs with health problems). In addition to this, all boars are tested for Aujeszky's disease as well.
- UK *Data including NI (1,081 free holdings for NI, 10,238 for GB).

3.8.2 EU Member States or regions thereof where approved Aujeszky's disease control programmes are in place.

MS or Region	Number of pig holdings	Number of pig holdings under AD-programme ⁽¹⁾	Number of AD not-infected pig holdings (with vaccination) ⁽²⁾	Number of AD free pig holdings (without-vaccination) ⁽³⁾	Number of holdings where AD has been detected ⁽⁴⁾
ES	52,151	41,390	40,332	1,058	9
HU*	26,134	13,555	0	13,555	0
PL*	375,809	375,809	1	254,355*	115

⁽¹⁾ Programme under the supervision of the competent authority.

⁽²⁾ Pig holdings where serological tests for AD have been carried out with negative results in accordance with an official AD programme and where vaccination has been applied during the previous 12 months.

⁽³⁾ Pig holdings which fulfil the conditions of Article 1(c).

⁽⁴⁾ By means of clinical, serological, or virological investigations.

HU: *out of which 760 are large pig holdings and 25,374 are small pig holdings. In Hungary in the reporting period there were 10 porcine semen collection centres where 1,007 serological tests for Aujeszky's disease have been carried out, in each case with negative results. In 2014 there were 49 serologically suspect animals out of the tested 53 718 ones in the frame of the monitoring testing carried out in small-scale pig farms. These serological suspect cases affected 6 small-scale farms out of the tested 12 795. All affected animals were eradicated. Samples were taken for PCR examination in order to exclude the presence of the Aujeszky's disease virus. These PCR tests gave negative results for Aujeszky's disease in all cases.

PL: * 254,355 includes 49 suspended herds (46 herds because of positive result of the last test and 3 herds because of introduction of animals with the lower health status).

During 2014 on the territory of Poland were 158 pig herds with a positive serological result for Aujeszky's disease, including 115 new positive herds. 105 herds were eliminated, which gives 54 herds with a positive serological result for Aujeszky's disease at the end of 2014.

Total number of non-infected herds on the territory of Poland at the end of 2014 was 269,669 herds, including:

- 1) 254,306 herds complying with the criteria of Article 1(3) of Decision 2008/185/EC,
- 2) 15,360 herds obtained negative results in the last serological tests for Aujeszky's disease carried out within the framework of national programme for eradication of Aujeszky's disease, introduced by Regulation of the Council of Ministers of 6 December 2012 *on introduction of programme for eradication of Aujeszky's disease in pigs* [Dz. U. of 2012, No 1440].

The remaining herds are: suspended herds (49) and herds with unknown epizootical status (106,094). Amongst the latter, almost 100 % were so called "empty herds", i.e. herds qualified for the programme based on central database on animal identification and registration in which no animals were kept at the visit of the official veterinarian.

3.8.3 Other EU Member States or regions thereof.

MS or Region	Number of pig holdings	Number of pig holdings under AD-programme (1)	Number of AD not-infected pig holdings (with vaccination) (2)	Number of AD free pig holdings (without-vaccination)(3)	Number of holdings where AD has been detected (4)
BG*	827	0	0	32	-
EE*	539	58	0	539*	0
GR*	2,500	0	-	-	0
HR*	93,171	22,480	-	15,580	1068
IT (except Bolzano)	35,004	30,782	17,616	-	-
LT*	14,850	14,850	0	14,850	-
LV*	2,878	0	0	-	11
MT	106	0	0	0	0
PT	7,491	7,175	3,540	84	472
RO	648,791*	74**	0	74	1***

(1) Programme under the supervision of the competent authority.

(2) Pig holdings where serological tests for AD have been carried out with negative results in accordance with an official AD programme and where vaccination has been applied during the previous 12 months.

(3) Pig holdings which fulfil the conditions of Article 1(c).

(4) By means of clinical, serological, or virological investigations.

BG: In the table above are not included backyard holdings.

EE: Number of Aujeszky's disease free holdings, which are not officially free of Aujeszky's disease accordance with Article 1(3) of Commission Decision 2008/185/EC and vaccination is prohibited.

GR: No outbreaks of Aujeszky's disease reported in 2014. No national eradication and monitoring programme in place.

HR: The Aujeszky's disease control and eradication program was implemented in 2014, in the following counties: Bjelovarsko-bilogarska, Grad Zagreb, Istarska, Koprivnicko-krizevacka, Karpinsko-zagorska, Medimurska, Osjecko-baranjska, Pozesko-slavonska, Varazdinska, Viroviticko-podravaska, Brodsko-posavska, Zagrebacka. According to the results of the programme, 1068 farms were serologically positive for AD. According to the further epidemiological investigations and laboratory testing there were no clinical signs that would indicate AD and neither virus was detected. Confirmation of the disease means that pigs were positive according to gpl antibodies for AD.

LT: Total number of pigs in the country: 630,429 out of which 565 breeding pigs were tested for Aujeszky's disease in 2014.

LV: According to "Animal infectious disease State surveillance plan for 2014" laboratory tests (serology – ELISA) for Aujeszky's disease are carried out in all semen collection centers on all donor boars once per year. Vaccination is carried out on holdings where positive serological results are found. 20,196 pigs were vaccinated during 2014 in 37 holdings. 10,053 animals in 219 holdings were tested for Aujeszky's disease during 2014.

RO: *379 commercial holdings, 672 pig type A holdings and 647,740 backyard holdings; ** pig reproduction holdings; *** 1 outbreak, confirmation on 08/09/2014 in Tulcea county, backyard holding.