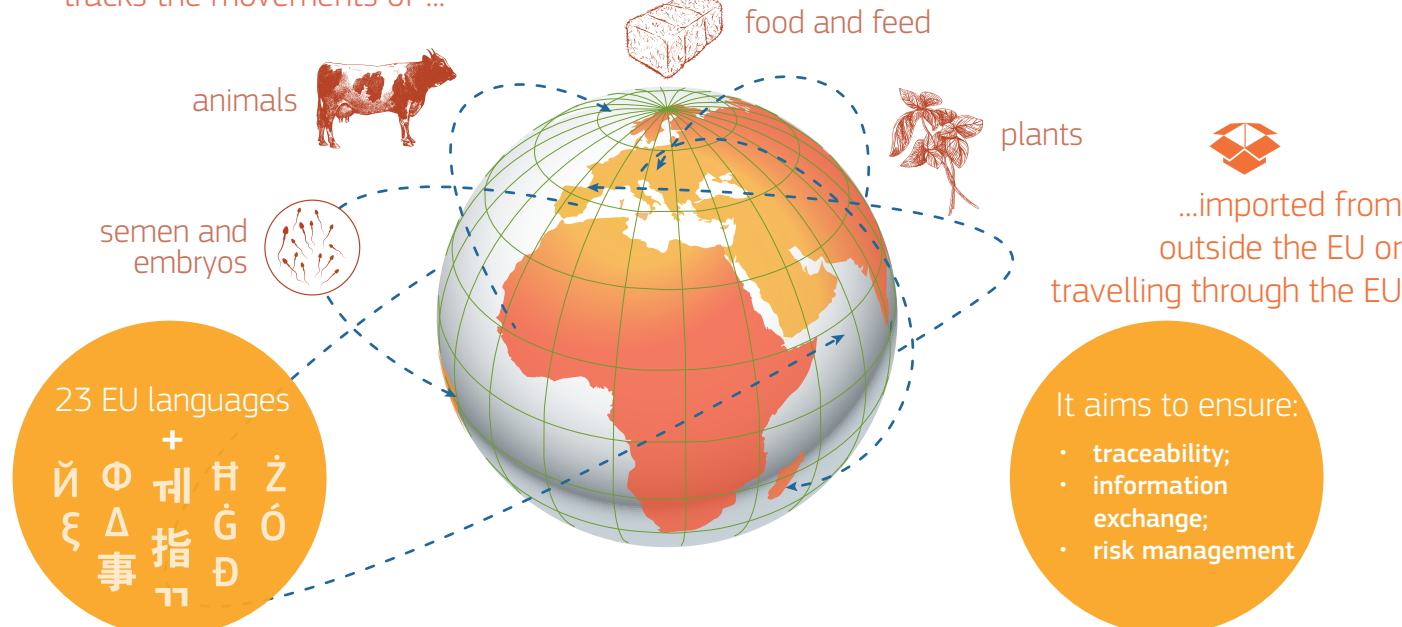


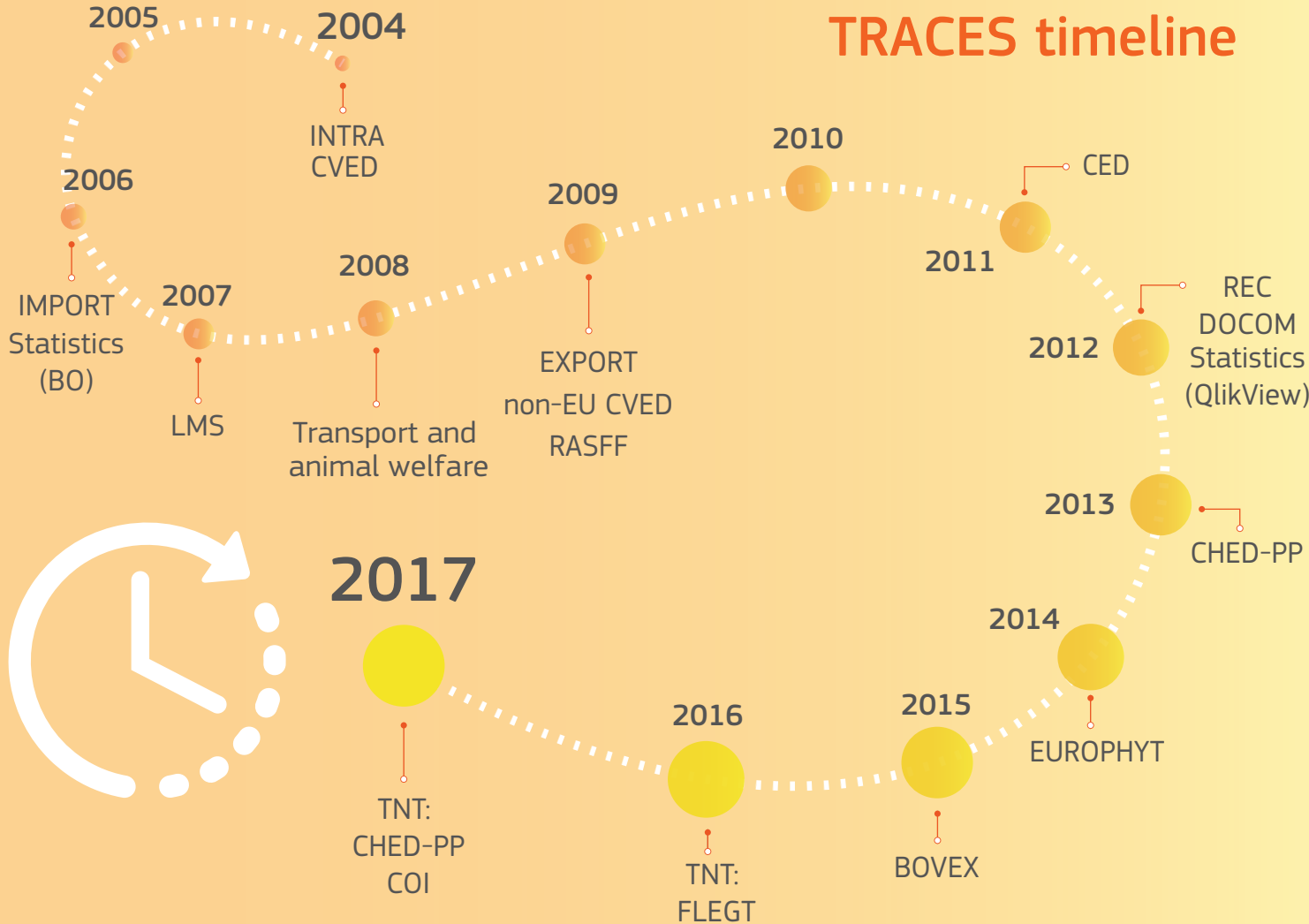
# ANNUAL REPORT 2017

## The TRADE Control and Expert System (TRACES)

tracks the movements of ...



### TRACES timeline



### The EU single market

Total Local Competent Authorities (EU/EFTA): 1 505

#### Intra-EU trade health certificates (INTRA)

760 512 issued

##### Top origin countries:

1. Germany (114 275)
2. The Netherlands (108 074)
3. France (104 878)
4. Romania (68 299)
5. Denmark (56 862)



##### Top destination countries:

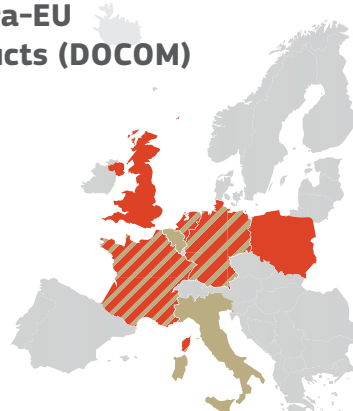
1. Germany (167 626)
2. The Netherlands (99 527)
3. Italy (84 910)
4. Belgium (72 295)
5. United Kingdom (55 090)

#### Commercial document for intra-EU exchanges of animal by-products (DOCOM)

164 459 issued

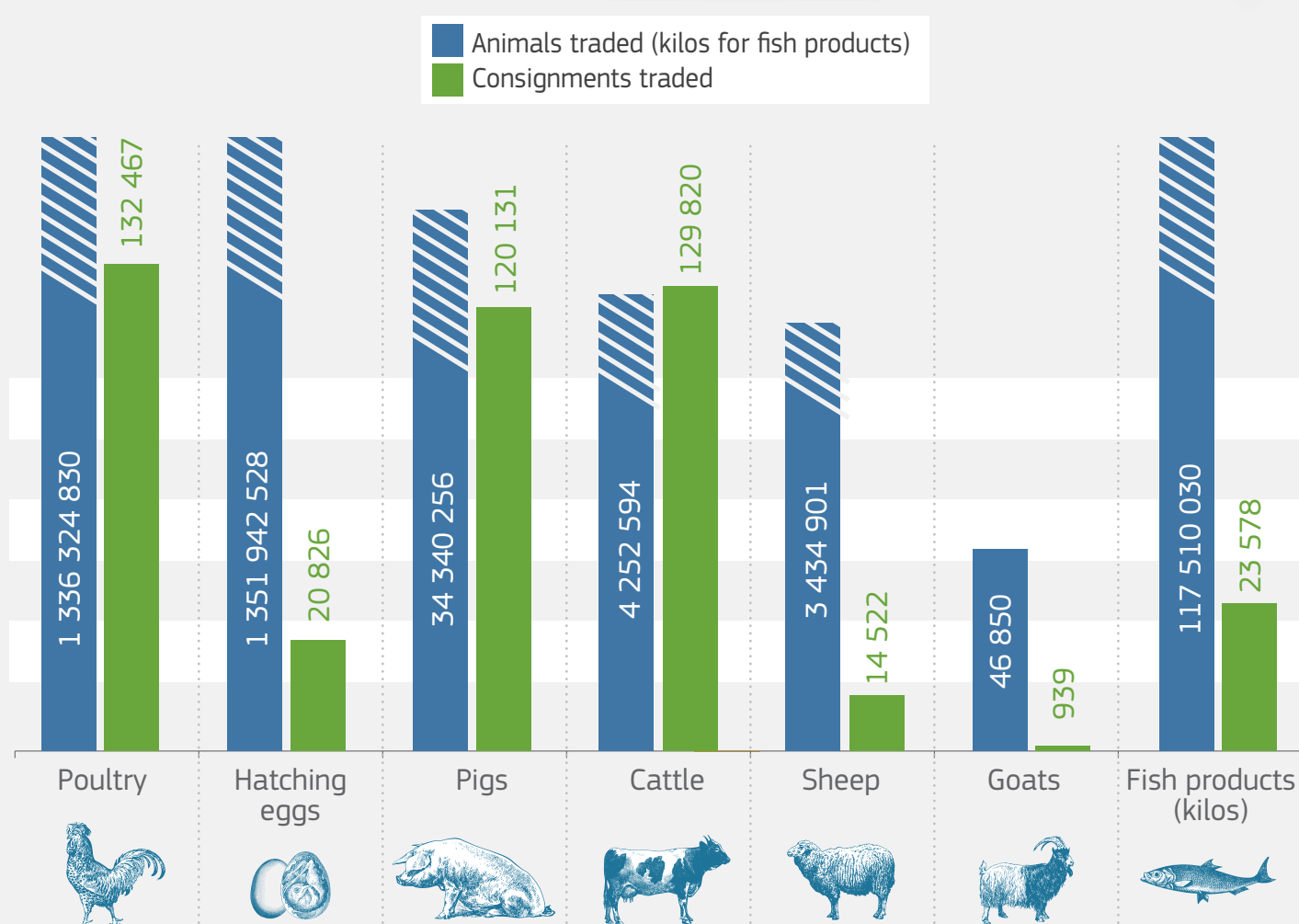
##### Top origin countries:

1. Germany (55 240)
2. The Netherlands (16 205)
3. United Kingdom (12 508)
4. France (10 241)
5. Poland (8 974)



##### Top destination countries:

1. The Netherlands (41 658)
2. Belgium (23 890)
3. Italy (17 454)
4. Germany (12 290)
5. France (9 958)



### EU border control

Total number of border authorities (EU/EFTA): 349



Airport: 83



Port: 125



Road: 39



Train: 7



Designated Point of Entry: 58



Entry point: 37

#### Common veterinary entry document for animals (CVEDA)



57 476


567 rejected

##### Top entry countries:

1. Germany (19 313)
2. United Kingdom (8 820)
3. The Netherlands (7 144)
4. France (3 898)
5. Belgium (3 509)



#### Common veterinary entry document for products (CVEDP)

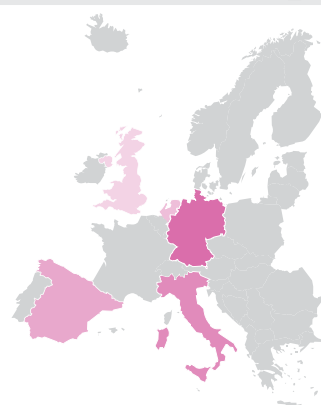


526 906

5 761 rejected

##### Top entry countries:

1. Germany (69 308)
2. Italy (65 061)
3. Spain (60 084)
4. The Netherlands (59 160)
5. United Kingdom (56 553)



#### Common Entry Document for products of non-animal origin (CED)

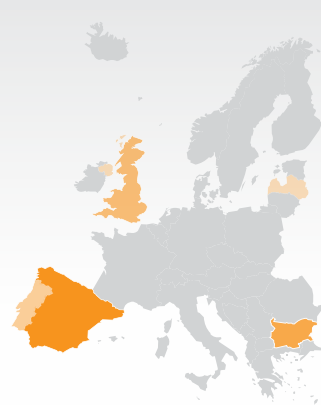


245 282

1 110 rejected

##### Top entry countries:

1. Spain (113 654)
2. Bulgaria (55 184)
3. United Kingdom (17 439)
4. Portugal (16 807)
5. Latvia (15 701)



#### Common Health Entry Document for Plants and Plant protection (CHED-PP)



120 720

2 360 rejected


##### Top entry countries:

1. France (49 623)
2. Latvia (38 098)
3. Estonia (11 371)
4. Switzerland (9 215)
5. Lithuania (4 608)




## Cooperation with non-EU countries

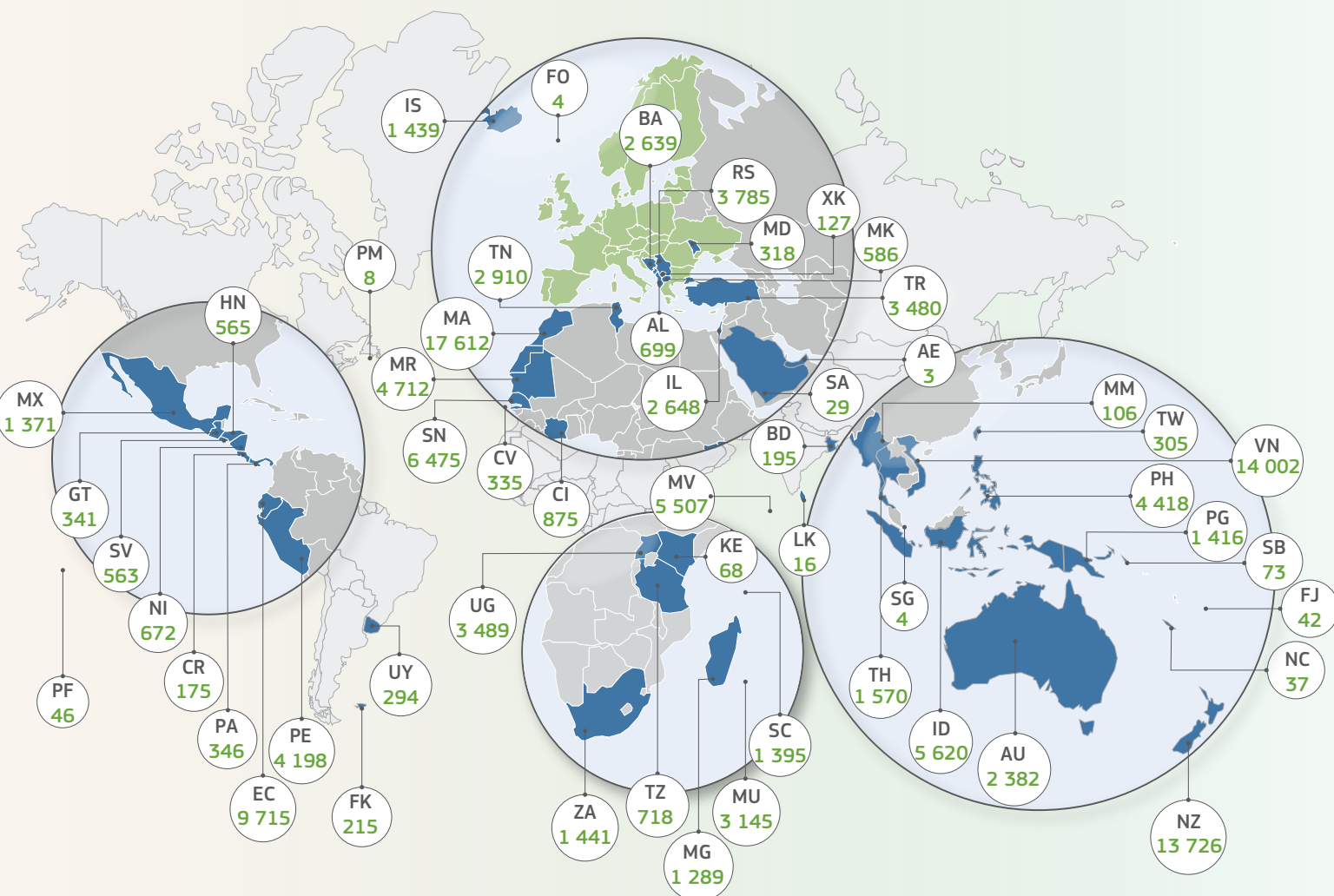

Total number of countries:



Total number of Local Competent Authorities:



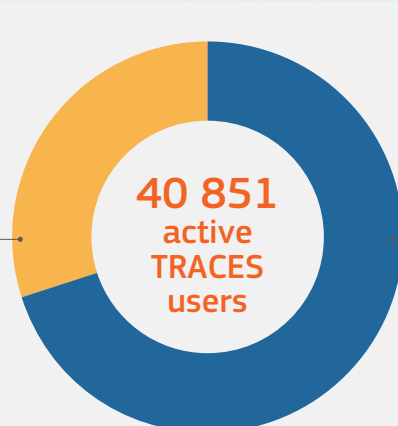
Total number of IMPORT issued:



## TRACES users

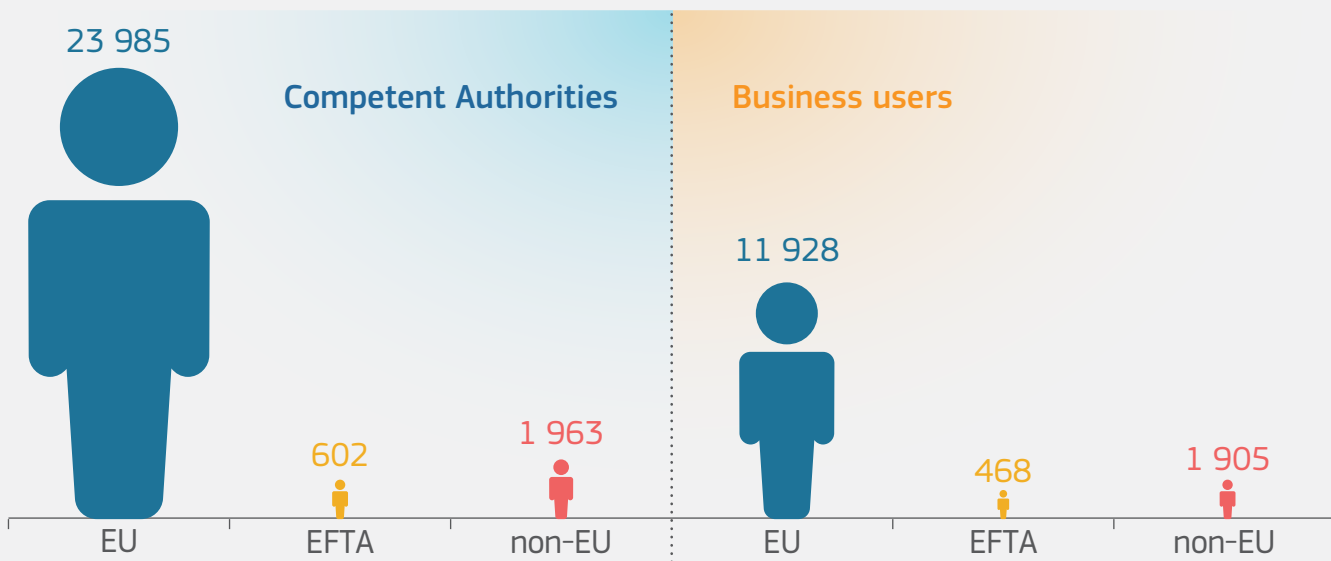


35 % from private sector



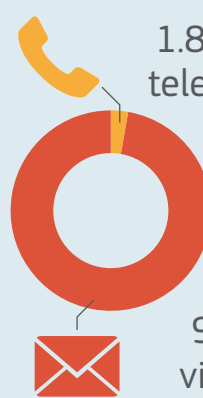
65 % from competent authorities

Number of user profiles by type



## TRACES Helpdesk

16 011 calls were made in 2017



Most frequently asked questions by:

1. Germany
2. France
3. United Kingdom
4. Italy
5. Belgium



## TRACES Trainings



## Contact and Further Information

European Commission  
Directorate-General for Health and Food Safety  
TRACES Sector  
F232 07/014  
B-1049 Brussels  
Tel.: +32 22976350

Mail: [sante-traces@ec.europa.eu](mailto:sante-traces@ec.europa.eu)  
Application: <http://webgate.ec.europa.eu/sanco/traces>  
Website: <http://www.ec.europa.eu/traces>  
Presentation: <http://www.prezi.com/user/TRACES>  
TRACES Toolkit: <https://circabc.europa.eu/w/browse/ac0bd3d2-66ae-4234-b09c-a3fa9854acfd>

